

UNIVERSITY OF COLORADO



Front Row (L to R): Volunteer Assistant Coach Erich Otto, Assistant Coach Jil Thomason, Assistant Athletic Trainer Kristi Davidson, Head Coach Pi'i Aiu, Assistant Coach Erik Sullivan, Student Athletic Trainer Meryl Wolff. *Middle Row (L to R):* Kristen Karlik, Ashley Nu'u, Ashley VenHorst, Callie Webster, Jessica Drexler, Therese Vinal, Alex Buth. *Back Row (L to R):* Kelsey Loop, Mallori Gibson, Amber Sutherland, Amber Nu'u, Lara Bossow, Austin Zimmerman, Kaitlyn Burkett, Lauren Schaefer, Emilee Sisco.



COLORADO VOLLEYBALL



THE 2006 SCHEDULE



Day	Date	Opponent	Location	Time (MT)	Record	Rank	NCAA
Friday	August 25	DENVER	BOULDER	7 p.m.	17-11	NR	DNP
HAWAIIAN AIRLINES WAHINE VOLLEYBALL CLASSIC							
Friday	September 1	UCLA	Honolulu, Hawai'i	8:30 p.m.	20-11	15th	Regionals
Saturday	September 2	Hawai'i	Honolulu, Hawai'i	11 p.m.	27-7	9th	Regionals
Sunday	September 3	Florida	Honolulu, Hawai'i	8:30 p.m.	33-3	3rd	Quarterfinals
COLORADO INVITATIONAL							
Thursday	September 7	CINCINNATI	BOULDER	7 p.m.	20-12	NR	DNP
Friday	September 8	Southern Miss. vs. Central Conn. St.	BOULDER	11 a.m.			
Friday	September 8	Cincinnati vs. Southern Miss.	BOULDER	5 p.m.			
Friday	September 8	CENTRAL CONNECTICUT ST.	BOULDER	7 p.m.	18-8	NR	DNP
Saturday	September 9	SOUTHERN MISSISSIPPI	BOULDER	11 a.m.	6-19	NR	DNP
Saturday	September 9	Central Conn. St. vs. Cincinnati	BOULDER	1 p.m.			
Wednesday	September 13	*MISSOURI	BOULDER	7 p.m.	25-8	8th	Region finals
Saturday	September 16	*at Texas Tech	Lubbock, Texas	6 p.m.	11-20	NR	DNP
Wednesday	September 20	*at Texas	Austin, Texas	5:30 p.m.	24-5	16th	Second Round
Saturday	September 23	*KANSAS	BOULDER	7 p.m.	15-15	NR	First Round
Wednesday	September 27	*TEXAS A&M	BOULDER	7 p.m.	16-14	NR	First Round
Saturday	September 30	*OKLAHOMA	BOULDER	7 p.m.	7-22	NR	DNP
Saturday	October 7	*at Kansas State	Manhattan, Kan.	6 p.m.	21-11	24th	Second Round
Wednesday	October 11	*IOWA STATE	BOULDER	7 p.m.	16-15	NR	DNP
Saturday	October 14	*at Nebraska	Lincoln, Neb.	6 p.m.	33-2	2rd	Finals
Wednesday	October 18	*at Baylor	Waco, Texas	6 p.m.	15-17	NR	DNP
Saturday	October 21	*TEXAS TECH	BOULDER	7 p.m.	11-20	NR	DNP
Wednesday	October 25	*at Texas A&M	College Station, Texas	5:30 p.m.	16-14	NR	First Round
Saturday	October 28	*TEXAS	BOULDER	7 p.m.	24-5	16th	Second Round
Wednesday	November 1	*KANSAS STATE	BOULDER	7 p.m.	21-11	24th	Second Round
Saturday	November 4	*at Missouri	Columbia, Mo.	5:30 p.m.	25-5	8th	Region Finals
Wednesday	November 8	*at Kansas	Lawrence, Kan.	6 p.m.	15-15	NR	First Round
Saturday	November 11	*NEBRASKA	BOULDER	7 p.m.	33-2	2nd	Finals
Saturday	November 18	*at Oklahoma	Norman, Kan.	6 p.m.	7-22	NR	DNP
Wednesday	November 22	*BAYLOR	BOULDER	7 p.m.	15-17	NR	DNP
Saturday	November 25	*at Iowa State	Ames, Iowa	1 p.m.	16-15	NR	DNP

*— Big 12 Conference Match

Credits: The 2006 CU Volleyball media guide was produced through the combined efforts of the Sports Information Office and Whirlwind Graphics. The guide was written and edited by Linda Poncin, Assistant Sports Information Director, with additional research help from student assistant Casey Sanders. Typesetting, layout and design was provided by Linda Hall of Whirlwind Graphics. The covers were designed by Deric Swanson, Director of BuffVision. Printing of the guide provided by Pioneer Press, Greeley, Colo.

The following photographers' work was used in the media guide: University of Colorado photography, Chip Broomfield, Cliff Grassmick, Brian Lewis and Zemi Photographics.

TRAVEL PLANS

Opponent	Depart	Return	Hotel	Phone	Fax
Hawaii	A 31	S 4	Mirimar	808 922-2077	808-926-3217
Texas Tech	S 15	S 17	Embassy Suites	806 771-7000	806-771-7100
Texas	S 19	S 20	AmeriSuites	512 323-2121	512-323-5118
Kansas State	O 6	O 8	AmeriSuites	816 891-0871	816-891-3436
Nebraska	O 13	O 15	Country Inn & Suites	402 476-5353	402-476-5445
Baylor	O 17	O 18	Courtyard by Marriott	254 759-5516	254-752-1011
Texas A&M	O 24	O 25	Hampton Inn	979 846-0184	979-268-5807
Missouri	N 3	N 5	Candlewood Suites	573 817-0525	573-817-3364
Kansas	N 7	N 8	Springhill Suites	785 841-2700	785-841-2700
Oklahoma	N 17	N 19	Fairfield Inn	405 447-1661	405-447-1661
Iowa State	N 24	N 26	Gateway Hotel	515 292-8600	515-268-2224



BUFF BITS

MEDIA

UNIVERSITY OF COLORADO INFORMATION

Location	Boulder, Colo. (101,547)
Founded	1876
Enrollment	28,624
Colors	Silver, Gold and Black
Nickname	Buffaloes (Buffs)
Mascot	Ralphie IV, The Buffalo (live), Chip (costumed)
Home Arena (Capacity)	Coors Events/Conference Center (11,064)
Elevation	5,435 feet above sea level
NCAA Affiliation	Division I
Conference	Big 12, (Joined 1996)
President	Hank Brown
Chancellor	Dr. G.P. Peterson
Athletic Director	Mike Bohn
Senior Woman Administrator	Ceal Barry

VOLLEYBALL INFORMATION

Head Coach	Pi'i Aiu (Colorado 1989)
E-mail	aiu@colorado.edu
Record at Colorado (years)	163-104 (nine)
Collegiate Record (years)	163-104 (nine)
Assistant Coach	Jil Thomason (Wyoming 1995), seventh season
E-mail	jil.thomason@colorado.edu
Assistant Coach	Erik Sullivan (UCLA 1995), third season
E-mail	erik.sullivan@colorado.edu
Administrative Assistant	Michelle Rangel
E-mail	michelle.rangel@colorado.edu
Volleyball Office	303/492-6141 (Fax: 303/492-1709)
2005 Record	15-13 (H, 7-6; A, 6-6; N, 2-1)
2005 Big 12 Record	10-10/5th
Postseason	NCAA First Round
Final Ranking	NR
Letterwinners Returning/Lost	10/6
Starters Returning/Lost	6+libero/2

VOLLEYBALL HISTORY

First Season	1986
All-Time Record	374-235/.614
All-Time Big 12 Record	121-79/.605
All-Time Big 8/Big 12 Record	200-108/.649
Best Big 12 Finish	2 nd /1997
Best Big 8 Finish	1 st /1993
NCAA Appearances	15 (1989, 1991-2001, 2003-05)
NCAA Record	8-15/.348
All-Time Post Season Record	19-24 (18 seasons)
Last NCAA Appearance/Result	2005/lost to Colorado State, 1-3
Best NCAA Finishes	Sweet 16 (1993, 1994 & 1997)
All-Time Weeks Ranked (AVCA)	105
All-Time Record While Ranked (AVCA)	154-78
All-Time Record Against Ranked Teams (AVCA)	40-138

SPORTS INFORMATION

Mailing Address	357 UCB Boulder, CO 80309
Main Office Phone	303/492-5626
Fax	303/492-3811
Assistant AD/Athletic Media Relations	David Plati
E-Mail	david.plati@colorado.edu
Assistant SID/Volleyball Contact	Linda Poncin
Office Phone	303/492-5980
Cell	612/701-0054
E-Mail	linda.poncin@colorado.edu
Associate SID	Lindsay Lew
Assistant SID	Andrew Green
Assistant SID	Troy Andre
Graduate Assistant SID	Erich Schubert
Web Site	www.cubuffs.com
CECC Press Row	303/492-1552/4381
CECC Media Work Room	303/492-0710/0712-15

RETURNING STARTERS (6)

- Lara Bossow, 6-0, Sr., MB/OH, Vail, Colo. —**
28-28 mp-s, 110 games, .369, 2.24 kpg, 0.54 dpg, 0.77 bpg
Led team in hitting percentage...was second in blocks and was third in aces...was fourth in the Big 12 in hitting percentage as a junior
- Amber Nu'u, 5-11, Jr., OH, Aurora, Colo. — RS in 2005**
25-10 mp-s, 55 games, .195, 2.22 kpg, 1.76 dpg, 0.22 bpg
Started second half of 2004 season at outside hitter

Ashley Nu'u, 5-10, Sr., S, Aurora, Colo. —
28-28 mp-s, 110 games, .309, 1.03 kpg, 13.16 apg, 1.76 dpg, 0.62 bpg
ALL-AVCA Central Region honorable mention, Honorable mention All-Big 12 Conference...ranks 5th in career assists

Amber Sutherland, 5-10, Jr., OH, Glenwood Springs, Colo. —
28-28 mp-s, 109 games, .252, 3.86 kpg, 2.66 dpg, 0.39 bpg
Lead the squad in digs and was 15th in the Big 12...second on the team and sixth in the league in kills

Lauren Schaefer, 6-3, So., MB, Mountain View, Calif. —
28-26 mp-s, 103 games, .242, 1.5 kpg, 0.85 bpg
Team leader in blocks...fifth in points

Austin Zimmerman, 6-0, Jr., MB, Cheney, Wash. — RS in 2005
28-28 mp-s, 98 games, .297, 2.02 kpg, 1.90 dpg, 1.00 bpg
Second on squad in blocks in 2004...has started every game of her career

STARTERS LOST (2)

Nicole Carr, 6-0, OH —
28-28 mp-s, 110 games, .170, 2.23 kpg, 2.58 dpg, 0.35 bpg
6th on CU's all-time digs list (1,160), 9th in career attacks (2,885) and was 13th in career kills (991)

Allie Griffin, 6-0, MB/RS —
27-26 mp-s, 106 games, .290, 4.58 kpg, 2.01 dpg, 0.73 bpg
AVCA Honorable Mention All-American; First Team AVCA All-Central Region and All-Big 12 Conference...6th in career kills, 10th in career attacks, 8th career blocks

OTHER KEY LOSSES (4)

Lynsey Mann, 6-3, MB —
19-0 mp-s, 41 games, .289, 0.88 kpg, 0.76 bpg

Kelly Masumiya, 5-3, DS/L —
22-2 mp-s, 80 games, 1.39 dpg
4th in games and matches played at DS in a CU uniform

Krislen Morgado, 5-6, DS/L

Dana Crary, 5-10, MB

KEY RETURNEES (4)

Alex Butth, 5-10, So., RS, East Grand Rapids, Mich. —
27-2 mp-s, 84 games, .302, 0.33 sapg, 0.52 dpg
Lead the team in aces and was 10th in the Big 12

Mallori Gibson, 5-11, So., OH, Bakersfield, Calif. —
3-0 mp-s, 8 games, 0.75 kpg, 0.38 dpg, 0.25 bpg

Ashley VenHorst, 5-7, So., DS/L, Bettendorf, Iowa —
11-0 mp-s, 22 games, 0.14 apg, 0.05 sapg, 0.41 dpg
Spent time as a serving specialist and a libero as a true freshman for CU

Therese Vinal, 5-8, Jr., DS/L, Santa Clara, Calif. —
27-0 mp-s, 95 games, 0.15 sapg, 2.39 dpg
Second on the team in aces...third in digs

NEWCOMERS (6)

Kristen Karlik, 5-7, Jr., DS/L, Colorado Springs, Colo. —
Transfer from Colorado State

Kelsey Loop, 5-10, So., OH, Valley Center, Kan. —
Transfer from Wyoming

Callie Webster, 5-10, So., DS/L, Mercer Island, Wash. —
Transfer from New Hampshire

Kaitlyn Burkett, 6-1, Fr., H/S, Colorado Springs, Colo. —
All-Colorado team as a senior, all-conference four years and all-state three times

Jessica Drexler, 5-11, Fr., MB/OH, Colorado Springs, Colo. —
all-state second team and Lewis-Palmer most valuable player as a junior and senior

Emilee Sisco, 6-4, Fr., OH, Enumclaw, Wash. —
All-South Puget Sound League First Team...Wendy's High School Heisman state finalist

Index

General Information	1-7
Player Biographies	8-25
Coaches & Staff	26-34
2006 Opponents	35-41
2005 In Review	42-45
All-Time Results, Standings & Series	46-69
All-Time Player and Coaching Rosters	70-77
Team & Individual Honors	78-82
Records	83-96
This is Colorado Volleyball	97-112
TV/Radio Roster	IBC

MEDIA INFORMATION



Sports Information

303-492-5626
Fax 303-492-3811

Dave Plati

*Associate Athletic Director/
Sports Information*

Football, Men's Golf,
Skiing Contact

Home: 303-494-0445
david.plati@colorado.edu



Linda Poncin

Assistant SID

Volleyball, Men's and
Women's Cross Country,
Men's and Women's
Track & Field Contact

Cell: 612-701-0054
linda.poncin@colorado.edu



Troy Andre

Assistant SID

Women's Basketball
Contact, Internet
Managing Editor

Home: 303-903-3654
troy.andre@colorado.edu



Lindsay Lew

Associate SID

Women's Soccer,
Women's Golf
Contact

Home: 720-494-4638
lindsay.lew@colorado.edu



Andrew Green

Assistant SID

Men's Basketball,
Men's and Women's
Tennis Contact

Home: 303-543-3755
andrew.green@colorado.edu



Welcome to CU Volleyball

The University of Colorado Sports Information Service and volleyball head coach Pi'i Aiu would like to welcome you to the 2006 volleyball season. We encourage your involvement in CU volleyball and strive to provide the media with a professional atmosphere in which to cover our matches. For your benefit, please read through the following guidelines and give us a call at 303-492-5626 or pay us a visit in the Balch Fielhouse Annex located on the west side of Folsom Field if we can be of any assistance.

Practices

Practices are generally held in the early afternoon at either Carlson Gymnasium or the Coors Events/Conference Center. All practices are open to the media. Please contact volleyball SID Linda Poncin at 303-492-5626 if you wish to attend practice.

Interviews

All players and coaches are available for interviews throughout the week except on match days. All interviews must be made through volleyball SID Linda Poncin at 303-492-5626, preferably with at least 24 hours notice. The best time to interview players is after practice and matches.

Media/Photo Credentials

Members of the media can gain admittance to matches only with the proper credentials. Credentials should be requested at least one day prior to the match through volleyball SID Linda Poncin at 303-492-5626. All sports season credentials will also be honored at volleyball matches and seating is on a first-come, first-serve basis. Note: The above applies to all matches except NCAA Tournament matches.

Coors Events/Conference Center

All matches are scheduled for the Coors Events/Conference Center near the southeast corner of the CU campus. See page 5 for directions. Parking is free. As you walk to the CECC, the media entrance is located near the garage door on the lower north side.

During The Game

Statistics will be distributed after every game and at the end of every match. Phone lines are available both court side and in the media workroom. The press row number is 303-492-1552 and the media room is 303-492-0712 while the media room fax is 303-492-0711. The Coors Events/Conference Center is also equipped for wireless internet access.

Updated Notes/Statistics

Updated statistics, player and team information, Big 12 Conference standings and upcoming opponent information will be available by Tuesday of each week. If you wish to receive notes or stats, please call volleyball SID Linda Poncin at 303-492-5626 or via e-mail at linda.poncin@colorado.edu. You can also download the release on the internet in .pdf format at CUBuffs.com

On The Internet

All Colorado volleyball information can be viewed through the Buffs' comprehensive website at CUBuffs.com. All the latest information on coaches and players, as well as all the boxscores, latest statistics and weekly releases are available.

Big 12 Services

For conference information, please contact the Big 12 office at 214-742-1212. The Big 12's website is www.big12sports.com, and the mailing address is 2201 Stemmons Freeway, 28th Floor; Dallas, TX 75207.



MEDIA INFORMATION

MEDIA

Print

BOULDER DAILY CAMERA
P.O. Box 591; Boulder, CO 80306
303-473-1313 • fax 303-473-1517
www.thedailycamera.com

DENVER POST
1560 Broadway, 3rd Floor; Denver, CO 80202
303-820-1294 • fax 303-866-9004
www.denverpost.com

ROCKY MOUNTAIN NEWS
100 Gene Amole Way; Denver, CO 80204
303-892-5100 • fax 303-892-2602
www.rockymountainnews.com

BUFFALO SPORTS NEWS
PO Box 11046; Boulder, CO 80301
303-530-3099

COLORADO DAILY
2610 Pearl Street; Boulder, CO 80302
303-443-6272 • fax 720-564-1880
www.coloradodaily.com

CAMPUS PRESS
478 UCB; Boulder, CO 80309
303-492-4557

LONGMONT TIMES-CALL
350 Terry Street; Longmont, CO 80501
303-776-2244 • fax 303-678-8615
www.longmontfyi.com

COLORADO SPRINGS GAZETTE
P.O. Box 1779; Colorado Springs, CO 80901
800-800-4899 • fax 719-636-0163
www.gazette.com

FT. COLLINS COLORADOAN
P.O. Box 1577; Ft. Collins, CO 80522
970-224-7750 • fax 970-224-7899
www.coloradoan.com

Radio

KOA 850 AM & KKZN 760 AM
4695 S. Monaco St.; Denver, CO 80237
303-713-8685 • fax 303-713-8509

KKFN 950 AM
1095 S. Monaco Pkwy.; Denver, CO
80224
303-321-0950 • fax 303-321-0708

KVCU 1190 AM
Campus Box 207; Boulder, CO 80309
303-492-5031 • fax 303-492-1369

KLZ 560 AM
2150 W. 29th Ave. #300; Denver, CO
80211
303-477-5600

Television

KWGN (2 • WB)
P.O. Box 5222; Englewood, CO 80155
303-740-2814 • fax 303-796-3772

KCNC (4 • CBS)
1044 Lincoln St.; Denver, CO 80203
303-830-6321 • fax 303-894-6040

KMGH (7 • NBC)
123 Speer Blvd; Denver, CO 80203
303-832-0169 • fax 303-832-0199

KUSA (9 • ABC)
500 Speer Blvd; Denver, CO 80203
303-871-1490 • fax 303-698-4700

KDVR (31 • FOX)
100 E. Speer Blvd; Denver, CO 80203
303-566-7717 • fax 303-566-2908

FOX SPORTS NET
2300 15th Street, Suite 300; Denver, CO
80202
720-898-2700 • fax 720-898-2775

Wire

ASSOCIATED PRESS
1444 Wazee St., Ste 130; Denver, CO 80202
303-825-0123 • fax 303-892-5927

MEDIA HOSPITALITY

Hotels (Boulder)

Millennium Harvest House Hotel (1345 28th Street).....	303-443-3850
Broker Inn (30th & Baseline Road).....	303-444-3330
Marriott Hotel (2660 Canyon Blvd.).....	303-440-8877
Courtyard by Marriott (4710 Pearl East Circle).....	303-440-4700
Golden Buff (1725 28th Street).....	303-442-7450
Boulderado Hotel (2115 13th Street).....	303-442-4344
Boulder Outlook (800 28th Street).....	303-443-3322
Days Inn (5397 South Boulder Road).....	303-499-4422
Boulder Inn (770 28th Street).....	303-449-3800
Residence Inn (3030 Center Green Drive).....	303-449-5545

Hotels (Outlying)

Omni Interlocken Resort (500 Interlocken Blvd., Broomfield).....	303-438-6600
Courtyard By Marriott (948 W. Dillon Road, Louisville).....	303-604-0007
Ramada Inn (8773 Yates Drive, Westminster).....	303-427-4000
Raintree Plaza (Diagonal Highway, Longmont).....	303-444-2882
Hyatt Regency (1750 Welton Street, Denver).....	303-295-1200
Marriott City Center (1701 California, Denver).....	303-297-1300
Westin Tabor Center (1672 Lawrence, Denver).....	303-572-9100
Stouffer Concourse (3801 Quebec Street, Denver).....	303-399-7500
Adam's Mark (1550 Court Place, Denver).....	303-893-3333
Marriott West (1717 Denver West Parkway, Golden).....	303-279-9100
Brown Palace (321 17th Street, Denver).....	303-297-3111

Airlines

America West.....	800-235-9292	Frontier.....	800-432-1359
American.....	800-433-7300	Midwest Express.....	800-452-2022
ATA.....	800-435-9282	Northwest.....	800-225-2525
Continental.....	800-525-0280	U.S. Air.....	800-428-4322
Delta.....	800-325-1999	United.....	800-241-6522

Automobile Rentals (Denver International Airport)

Advantage.....	800-777-5500	Enterprise.....	800-325-8007
Alamo.....	800-327-9633	Hertz.....	800-654-3131
Avis.....	800-331-1212	National.....	800-328-4567
Budget.....	800-527-0700	Payless.....	800-237-2804
Dollar.....	800-800-4000	Thrifty.....	800-367-2277

Bus, Taxi

RTD Bus Service (Denver-Boulder).....	303-778-6000
Metro Taxi.....	303-333-3333
Yellow Cab (Denver Metro).....	303-777-7777
Zone Cab (Denver Metro).....	303-444-8888
Boulder Yellow Cab.....	303-442-2277

Restaurants (Boulder)

Pasta Jay's (1001 Pearl Street).....	303-444-5800
Dolan's Midtown (2319 Arapahoe Avenue).....	303-444-8758
Boulder Chop House (947 Walnut Street).....	303-443-1188
C.B. & Potts (555 Zang Street, Broomfield).....	720-887-3383
Juanita's (1043 Pearl Street).....	303-449-5273
Rio Grande (1101 Walnut Street).....	303-444-3690
Broker Inn Restaurant (30th & Baseline).....	303-449-1752
Old Chicago (1102 Pearl Street).....	303-443-5031
Boulder Cork (3295 30th Street).....	303-443-9505
The House (2860 Arapahoe Avenue).....	303-442-4594
Fancy Moose (inside the Millennium Hotel).....	303-443-3850
Flagstaff House (Flagstaff Road).....	303-442-4640
Jax Fish House (928 Pearl Street).....	303-444-1811
Corner Bar/Q's (13th & Spruce).....	303-442-4560
Turley's (2350 Arapahoe Avenue).....	303-442-2800
West End Tavern (926 Pearl Street).....	303-444-3535
Walnut Brewery (1123 Walnut Street).....	303-447-1345
The Kitchen (1039 Pearl Street).....	303-544-5973

COORS EVENTS/CONFERENCE CENTER



MEDIA

The University of Colorado Coors Events/Conference Center has been the home of Colorado volleyball since 1988. The Center was originally called the CU Events/Conference Center, but was renamed in September 1990 in honor of a \$5 million gift from the Adolph Coors Foundation. The Events Center is named after the Coors family in recognition of this gift and their generous support of the university.

The Events Center combines modern facilities with beauty, comfort and flexibility. The Center's versatility provides an ideal location for sporting events, educational conferences, seminars, meetings, conventions, concerts, trade shows and a myriad of other activities. It is truly multi-purpose in nature and design.

Located just north of the Kittredge student housing complex on the Boulder campus, the CECC seats 11,064 and offers the Buffaloes a great home court advantage. CU has a 192-77 home record in their 20 years with a 187-65 mark at the CECC (Matches in 1986 and most of 1987 were played in the Balch Fieldhouse). Colorado has recorded at least 10 home wins in a season in 13 of the past 18 seasons including a perfect 14-0 mark in 1993. CU has ranked nationally in attendance in 11 of the past 13 seasons, including a No. 19 ranking in 1989 and 20th in 1999.



There are three levels to the Events Center. The arena floor occupies 8,000 square feet, while the conference level takes up 15,000 square feet and houses two large conference rooms, one of which is tiered, and four smaller ones. All of the conference rooms are carpeted and air-conditioned. The concourse level contains the main entrances, concession areas, ticket offices and a first-aid room.

The \$7.7-million facility was financed by a combination of funds. State legislative appropriation, federal grants, private contributions and university funds all played a major part in the facility's construction revenue.

The CECC is within walking distance from all points of campus, and parking for Colorado basketball games is free to the public in the parking garage located just north of the arena. The southwest entrance faces the majestic flatirons, the mountains located west of campus, providing Colorado fans with one of most beautiful views in all of collegiate athletics when they arrive to the game.

Other events taking place at Coors include concerts and commencement for the fall semester. Bob Dylan, Jack Ingram and Juice Newton are just some of the artists who have taken the stage in the Events Center, providing an indoor venue for CU students and Boulder residents equipped to attract some of the best entertainers in the World.

CU Home Record Year by Year

Balch Fieldhouse

Year	Matches	Record	Pct.
1986	7	3-4	.429
1987	10	2-8	.200
Totals	17	5-12	.294

Coors Events Conference Center

Year	Matches	Record	Pct.
1987	3	2-1	.667
1988	15	11-4	.733
1989	12	8-4	.667
1990	12	9-3	.750
1991	12	10-2	.833
1992	12	10-2	.833
1993	14	14-0	1.000
1994	17	13-4	.765
1995	13	10-3	.769
1996	17	11-6	.647
1997	14	12-2	.857
1998	16	12-4	.750
1999	14	10-4	.714
2000	13	8-5	.615
2001	14	12-2	.857
2002	14	8-6	.571
2003	12	10-2	.833
2004	15	10-5	.667
2005	13	7-6	.538
Totals	252	187-65	.742
Overall	269	192-77	.714



For the fourth-straight year, select University of Colorado volleyball matches will feature live video internet broadcasts through CUBuffs.com and its subscription service called The Stampede Online. This opportunity to watch live video broadcasts of CU Volleyball from anywhere in the world, is only available at CUBuffs.com.

**Visit CUBuffs.com for
subscription information.
Don't miss a minute of action!**



2006 OUTLOOK

PLAYERS

The University of Colorado looks to continue its rise in the Big 12 in 2006. Last year the Buffs finished fifth in the league and return a core group from that squad. Along with the addition of three freshman recruits and three transfers, Colorado looks to embark on another great season.

Here is the position-by-position breakdown for the 2006 Colorado Buffaloes:

Outside Hitter: With the departure of Nicole Carr, a four-year starter for the Buffaloes, Colorado will be looking to sophomore **Mallori Gibson** and freshman **Emilee Sisco** to join junior **Amber Sutherland**. Sutherland is CU's top returner in kills, as she recorded 421 during her sophomore campaign while hitting .252. Sutherland's 421 kills ranks 13th on the single-season chart and she only needs 82 to crack the career top-30 list. She also led the Buffs with 290 digs in 2005.

Although Gibson saw limited action last year, her experience from last fall and spring drills will be invaluable. Sisco graduated early from high school and was able to join Colorado in January for the spring and will be able to step right in and make an impact.

Also hoping to make an impact will be junior **Amber Nu'u** and sophomore **Kelsey Loop**, a transfer from Wyoming. Nu'u took a medical redshirt last season, but looks to return in the fall for the Buffs. Having Nu'u back in the gym brings more experience to a position that needs it. She knows the game well and brings a maturity level to the court. Loop recorded 223 kills for the Cowgirls in 2005 and was the top freshman on the squad.

"One thing you are going to see is that we are going to be more physical on the outside than we have been in the past," Colorado head coach **Pi'i Aiu** said. "Nicole was a great ball controller and that was her role on the court and we lose some ball control in that position, but we also gain some physical presence in both Mallori Gibson and Emilee Sisco. Emilee is pretty young and Kelsey (Loop) is brand new, so I think you are going to see Mallori and Sutherland having the bulk of the time out there. But I think you will see Emilee and Kelsey play some there too."

Right Side: The Buffs have a daunting task in filling the shoes of two-time AVCA All-America honorable mention selection Allie Griffin, but Aiu expects his team to be ready. **Alex Butth** is projected to take Griffin's starting role, but the burden won't be hers alone.

"I think as far as replacing what Allie brought to the team that is going to be done by committee," Aiu said. "Alex Butth is going to play that position primarily. I don't think you can throw Alex in there, who is in her first year of full competition, and say hey give us all the swings that Allie Griffin gave us. And so we are going to have to divide up some of the swings that Allie took for us."

Last season, Butth contributed to CU as a serving specialist and started two matches at right side when Griffin was sidelined with an injury near the end of the season. In those two matches, Butth notched seven kills, nine digs and hit .545. She also led the Buffs in serving, with 28 aces in 2005.

"Mallori (Gibson) is going to have to take some of those swings for us; our middles are going to have to pick up some of that. So it's going to have to be by committee that we replace Allie Griffin. Butth will play there primarily. She's done a great job in the spring. She's a real physical kid and I think eventually she will be an Allie Griffin type player for us, but I don't know if we can expect that from her for the first half of the season. I think you're also going to see

Emilee Sisco there sometimes. Emilee is a great blocker and does some nice things out there against the oppositions big hitters. You may also see Kaitlyn Burkett out there some.

Setter: Two-time AVCA All-Central Region and All-Big 12 honorable mention selection **Ashley Nu'u** will return for her final season with the Buffs. Nu'u ranked 17th in the NCAA and was third in the conference with 13.16 assists per game. She is currently 5th on CU's all-time list. Joining Nu'u at setter will be **Kaitlyn Burkett**. Burkett's credentials include several all-conference, area, state and MVP honors and she will be ready to challenge Nu'u for the starting role.

"I think that Kaitlyn is going to come in and push Ashley as hard as she has ever been pushed, which will be a good thing for Ashley," Aiu said. "Ashley has a lot of court experience and runs the court well. Kaitlyn is a good setter and she is going to come in and make some things happen for us too."

Middle Blocker: Colorado returns both of its middles from last year in senior **Lara Bossow** and sophomore **Lauren Schaefer**.

Schaefer led the Buffs with 0.85 bpg and Bossow earned Colorado's second-best attack percentage (.369) in school history/ They are joined by junior **Austin Zimmerman**, who took a medical redshirt last season to recover from knee surgery. Zimmerman averaged 1.00 blocks per game and hit .297 in 2004. Adding to CU's depth in the position, the Buffs will look to freshman **Jessica Drexler**.

"The main thing we need is some depth," Aiu explained. "I think in the middle position especially, you are jumping on almost every play of yours and your opponents. So through a season of 30 matches, it wears on you. It's real hard to go through that position with just two players. It's great having Austin back. She is having a great summer. Her workouts are going well and her knees feel better and it's going to be real nice to have her back. Jessica Drexler is going to get thrown into the fire because I think she is going to have to play there some this year too just to give us some relief."


Defense/Libero: Colorado received two transfers in **Kristen Karlik** (Colorado State) and **Callie Webster** (New Hampshire) to add to its defense. They join junior **Therese Vinal**,

who played the majority of the last two seasons as the Buffs libero and sophomore **Ashley VenHorst**. Vinal recorded 227 digs, averaging 2.39 per game.

"I think we got a little bit better at the libero position," Aiu explained. "Kristen Karlik has done a real good job and Therese has two years of experience. Callie Webster is a really good passer and will see time in passing formations. Ashley VenHorst has a year of experience under her belt and will be able to help us. So, we have a lot of options for sure. I would guess by four or five matches into the season you will see someone emerging as the full-time libero, but I can't say who that's going to be right now."

Schedule: The Big 12 continues to be one of the best conferences in the nation, boosting four teams in the final 2005 CSTV/AVCA Division I Coaches Poll and seven teams participating in the NCAA Tournament.

Colorado will start its tough schedule right out of the gate. The Buffs will host instate rival Denver, before heading to the Hawaiian Airlines Wahine Volleyball Classic. Colorado will face UCLA, Florida and Hawai'i, all ranked within the top-15 last season. CU will wrap up its non-conference season by hosting the Colorado Invitational.



Ashley Nu'u sets to Lara Bossow

2006 ROSTERS



PLAYERS

By State/Country

- California**
Mallori Gibson
Lauren Schaefer
Therese Viñal
- Colorado**
Lara Bossow
Kaitlyn Burkett
Jessica Drexler
Kristen Karlik
Amber Nu'u
Ashley Nu'u
Amber Sutherland
- Iowa**
Ashley VenHorst
- Kansas**
Kelsey Loop
- Michigan**
Alex Buth
- Washington**
Emilee Sisco
Callie Webster
Austin Zimmerman

By Position

- Left Side Hitter**
Mallori Gibson
Kelsey Loop
Amber Nu'u
Emilee Sisco
Amber Sutherland
- Right Side Hitter**
Alex Buth
- Middle Blocker**
Lara Bossow
Jessica Drexler
Lauren Schaefer
Austin Zimmerman
- Setter**
Kaitlyn Burkett
Ashley Nu'u
- Def. Specialist/Libero**
Kristen Karlik
Ashley VenHorst
Therese Viñal
Callie Webster

By Height

- 6-4**
Emilee Sisco
- 6-3**
Lauren Schaefer
- 6-1**
Kaitlyn Burkett
- 6-0**
Lara Bossow
Austin Zimmerman
- 5-11**
Mallori Gibson
Amber Nu'u
- 5-10**
Alex Buth
Jessica Drexler
Kelsey Loop
Ashley Nu'u
Amber Sutherland
Callie Webster
- 5-8**
Therese Viñal
- 5-7**
Kristen Karlik
Ashley VenHorst

Alphabetical Roster

NO	PLAYER	POS	HT	YR	EXP	HOMETOWN (HS/Previous College)
11	Lara Bossow	MB	6-0	Sr.	3L	Vail, Colo. (Vail Mountain School)
22	Kaitlyn Burkett	S/H	6-1	Fr.	HS	Colorado Springs, Colo. (St. Mary's)
8	Alexandra Buth	RS	5-10	So.	1L	East Grand Rapids, Mich. (East Grand Rapids)
13	Jessica Drexler	MB/OH	5-10	Fr.	HS	Colorado Springs, Colo. (Lewis-Palmer)
77	Mallori Gibson	OH	5-11	So.	VR	Bakersfield, Calif. (Foothill)
21	Kristen Karlik	DS/L	5-7	Jr.	TR	Colorado Springs, Colo. (Rampart/Colorado State)
10	Kelsey Loop	OH	5-10	So.	TR	Valley Center, Kan. (Circle/Wyoming)
3	Amber Nu'u	OH	5-11	Jr.	2L/RS	Aurora, Colo. (Smoky Hill)
2	Ashley Nu'u	S	5-10	Sr.	3L	Aurora, Colo. (Smoky Hill)
4	Lauren Schaefer	MB	6-3	So.	1L	Mountain View, Calif. (Los Altos)
1	Emilee Sisco	OH	6-4	Fr.	HS	Enumclaw, Wash. (Enumclaw)
12	Amber Sutherland	OH	5-10	Jr.	2L	Glenwood Springs, Colo. (Glenwood Springs)
14	Ashley VenHorst	DS/L	5-7	So.	1L	Bettendorf, Iowa (Pleasant Valley)
16	Therese Viñal	DS/L	5-8	Jr.	2L	Santa Clara, Calif. (Presentation)
6	Callie Webster	DS/L	5-10	So.	TR	Mercer Island, Wash. (Mercer Island/New Hampshire)
7	Austin Zimmerman	MB	6-0	Jr.	2L/RS	Cheney, Wash. (Lewis and Clark)

Numerical Roster

NO	PLAYER	POS	HT	YR	EXP	HOMETOWN (HS/Previous College)
1	Emilee Sisco	OH	6-4	Fr.	HS	Enumclaw, Wash. (Enumclaw)
2	Ashley Nu'u	S	5-10	Sr.	3L	Aurora, Colo. (Smoky Hill)
3	Amber Nu'u	OH	5-11	Jr.	2L/RS	Aurora, Colo. (Smoky Hill)
4	Lauren Schaefer	MB	6-3	So.	1L	Mountain View, Calif. (Los Altos)
6	Callie Webster	DS/L	5-10	So.	TR	Mercer Island, Wash. (Mercer Island/New Hampshire)
7	Austin Zimmerman	MB	6-0	Jr.	2L/RS	Cheney, Wash. (Lewis and Clark)
8	Alexandra Buth	RS	5-10	So.	1L	East Grand Rapids, Mich. (East Grand Rapids)
10	Kelsey Loop	OH	5-10	So.	TR	Valley Center, Kan. (Circle/Wyoming)
11	Lara Bossow	MB	6-0	Sr.	3L	Vail, Colo. (Vail Mountain School)
12	Amber Sutherland	OH	5-10	Jr.	2L	Glenwood Springs, Colo. (Glenwood Springs)
13	Jessica Drexler	MB/OH	5-10	Fr.	HS	Colorado Springs, Colo. (Lewis-Palmer)
14	Ashley VenHorst	DS/L	5-7	So.	1L	Bettendorf, Iowa (Pleasant Valley)
16	Therese Viñal	DS/L	5-8	Jr.	2L	Santa Clara, Calif. (Presentation)
21	Kristen Karlik	DS/L	5-7	Jr.	TR	Colorado Springs, Colo. (Rampart/Colorado State)
22	Kaitlyn Burkett	S/H	6-1	Fr.	HS	Colorado Springs, Colo. (St. Mary's)
77	Mallori Gibson	OH	5-11	So.	VR	Bakersfield, Calif. (Foothill)

How The Buffs Were Built

Freshman Recruits	
2003	Lara Bossow Amber Nu'u Ashley Nu'u Austin Zimmerman
2004	Alex Buth Amber Sutherland
2005	Mallori Gibson Lauren Schaefer
2006	Kaitlyn Burkett Jessica Drexler Emilee Sisco
Walk-ons	
2004	Therese Viñal
2005	Ashley VenHorst
Transfers	
2006	Kristen Karlik Kelsey Loop Callie Webster

Pronunciation Guide

- Lara Bossow — Boss-oh
Therese Viñal — Vin-y'all
Pi'i Aiu — P-E I-U
Ashley & Amber Nu'u — New-ew

Buff Birthdays

- Amber Nu'uJanuary 23
Ashley Nu'uJanuary 23
Ashley VenHorstJanuary 29
Mallori GibsonFebruary 23
Callie WebsterMarch 17
Emilee SiscoMarch 24
Amber SutherlandApril 4
Kaitlyn BurkettApril 13
Kelsey LoopMay 31
Lauren SchaeferJune 2
Austin ZimmermanAugust 14
Alex ButhAugust 22
Lara BossowSeptember 21
Jessica DrexlerOctober 23
Therese ViñalNovember 26
Kristen KarlikDecember 31

Club Teams

Name	Club
Bossow	Front Range
Burkett	Colorado Juniors
Buth	F.A.R. Out
Drexler	Colorado Juniors
Gibson	Jamba/Kern River
Karlik	Colorado United
Loop	Wichita Jets
Nu'u	Front Range
Nu'u	Front Range
Schaefer	Vision 18 Gold
Sisco	Puget Sand
Sutherland	Defiance
VenHorst	Iowa Rockets
Viñal	Yahoo!
Webster	Seattle Puma
Zimmerman	Spokane Splash



2006 BUFFALOES

PLAYERS



LARA BOSSOW



6-0, Senior, Middle Blocker

11 Vail, Colo.
(Vail Mountain School)

As a Junior in 2005

Bossow led CU with a .369 hitting percentage, which ranks second on the CU single season record book. It is the best hitting percentage for a middle blocker, passing Meghan Barkman's .360 attack percentage. She ranked fourth in the conference in hitting percentage and was third in conference only matches with a .397 mark. Bossow ranked third on the squad in aces. She served up a career-best five aces in a five-game victory against No. 8 Missouri (10/29) and helped CU defeat its first top-10 opponent since 1997. Bossow started in every match (28) and was one of three Buffaloes to participate in all 110 games. She hit .500 or above on seven occasions, which included a career-best .833 (10kills-0errors-12attacks) against Iowa State (10/26) and hit above .300 in 15 matches. Bossow recorded 10 or more kills in 14 matches, including a career-high 16 in an upset of No. 20 Kansas State (10/12). On senior night against Texas A&M, she performed well on offense and defense. She tallied 11 kills and seven block assists, but also picked up eight digs. On the career blocks list, Bossow moved up 10 positions from 28th last season, to 18th this year with 202.

As a Sophomore in 2004

Led Colorado in blocking with 104, ranking 15th on CU's single-season list, and was the first Buffalo to reach 100 for the season since all-time blocking leader Meghan Barkman had 115 in 2002. Bossow tied a school record for blocks in a 3-game match with a career-high 11 in CU's home win over No. 16 Kansas State (9/15). Her 11 blocks, also a school record for a sophomore, marked CU's first double-digit blocking performance since Barkman had 10 against Kansas in 2001 and tied for the second-highest total in the Big 12 in 2004. She had at least one block in all but one match (Missouri on 10/23) and had at least three blocks in 18 of 28 contests. Bossow hit .300 or better on 14 occasions last fall including a career-best .733 as she recorded 11 kills on 15 attacks with no errors in the Buffs' home win over Kansas (10/9). She reached double-digits in kills three times and posted career-highs in kills (14), attacks (24) and points (17.5) in CU's NCAA Tournament match against No. 2 Hawai'i (12/2). Bossow started 26 of 28 matches in the middle, giving way to teammate Allison Barnes on senior day against Iowa State (11/24) and coming off the bench against Hawai'i due to serving rotation.

As a Freshman in 2003

Bossow only played 23 games in 14 matches, but her playing time increased considerably towards the end of the season. She saw action in the final four matches, including CU's NCAA Tournament contest against Michigan. In CU's final regular season match against Oklahoma, Bossow registered career-highs with five kills, four blocks and seven points. She also had four blocks and a personal-high nine attacks against Maine (8/31). Bossow made her collegiate debut at the Maine Sea-Sun Invitational with one kill and two digs against Southeast Missouri State (8/29).

Lara Bossow in 2006

Lara Bossow continues to get better and better and will be one of two seniors for the Buffaloes. She currently ranks 18th on the career blocks list with 202 and could easily move into the top 10 before the end of the season. Bossow tallied the best hitting percentage on the team (.369), the second best in school history and the best for a middle blocker in 2005. She has one of the highest attack percentages and could end her career near the top of the career best list.

Career Highs

- Kills**
16 vs. Kansas State (10/12/05)
- Attacks**
29 vs. Texas A&M (10/16/05)
- Att. Pct.**
.833 (10k-0e-12att) vs. Iowa State (10/26/05)
- Assists**
2, three times, last time vs. Oklahoma (10/22/05)
- Aces**
5 vs. Missouri (10/29/05)
- Digs**
8 vs. Texas A&M (11/19/05)
- Blocks**
11 vs. Kansas State (9/15/04)
- Points**
19.5 vs. Kansas State (10/12/05)

2006 BUFFALOES



High School

Bossow earned three all-conference awards and was the 2002 Player of the Year at Vail Mountain School. She guided Vail to a 62-27 record in four seasons, including a 25-2 mark as a senior. She garnered Colorado All-State Tournament honors in 2001 and led VMS to district and regional championships her junior and senior seasons. She was all-state as a senior. She drove four days a week to Denver to play club ball for Front Range who was the Rocky Mountain Regional and Far Western Champions.

Personal

Lara Kristina Bossow is the daughter of Gary Bossow and Mara and Tim Garton of Vail. The youngest of eight, she has one sister, Aspen, three step-sisters, Shannon (34), Bentley (27), and Madison (21) Garton, and three half siblings, Crystal (44), Travis (42) and Kevin (39) Bossow. Her step-father (Tim Garton) was a swimmer in the 1960s at Yale and holds 21 world masters records and was a 1997 International Swimming Hall-of-Fame inductee. Her hobbies include golf and swimming.

Academics

A scholar-athlete award winner at Vail Mountain, Bossow is a Communication major at Colorado. She is also interested in studying political science with an eventual career in the stock market.



PLAYERS

2005 Match-by-Match

Team (Date)	GP	K	E	TA	Pct.	Ast.	SA	SE	RE	Dig	BS	BA	BE	BHE	Pts.
vs. St. Peter's (8/27)	3	11	2	19	.474	2	0	0	2	0	2	0	1	0	11.5
at American (8/27)	3	4	3	9	.111	0	0	2	0	0	0	3	0	0	5.5
STANFORD (9/8)	3	5	3	12	.167	0	1	1	0	0	0	2	0	0	7.0
CREIGHTON (9/9)	4	5	2	14	.214	0	0	0	0	0	0	4	0	0	7.0
MARQUETTE (9/10)	5	12	4	21	.381	0	0	0	0	2	1	2	0	0	14.0
*Texas (9/14)	4	11	1	19	.556	0	0	1	0	1	0	2	0	0	12.0
*NEBRASKA (9/17)	3	5	3	14	.143	0	0	0	0	0	0	2	0	0	6.0
*MISSOURI (9/21)	3	5	2	13	.231	0	0	0	0	2	0	0	0	0	5.0
*Oklahoma (9/24)	5	13	2	17	.647	0	2	4	0	1	0	4	1	0	17.0
*Iowa State (9/28)	3	6	1	17	.294	0	1	2	0	3	0	1	1	0	7.5
*KANSAS (10/1)	5	10	2	20	.400	0	0	1	0	3	0	3	0	0	11.5
*BAYLOR (10/5)	5	6	1	13	.385	0	3	0	0	3	0	5	0	0	11.5
*Texas Tech (10/8)	5	13	2	22	.500	2	0	2	0	0	0	5	0	0	15.5
*KANSAS STATE (10/12)	5	16	0	23	.696	0	2	2	0	5	0	3	1	0	19.5
*Texas A&M (10/16)	5	13	5	29	.276	0	0	3	0	1	0	6	0	0	16.0
*OKLAHOMA (10/22)	3	10	3	18	.389	2	1	2	0	2	0	4	0	0	13.0
*IOWA STATE (10/26)	3	10	0	12	.833	0	1	0	0	0	1	2	0	0	13.0
*Missouri (10/29)	5	4	4	14	.000	1	5	1	0	2	0	5	0	0	8.5
*Kansas (11/2)	4	13	3	25	.400	0	1	2	0	3	0	4	0	0	16.0
*TEXAS TECH (11/5)	3	7	1	11	.545	0	1	1	0	2	0	2	0	0	9.0
*TEXAS (11/9)	5	12	1	18	.611	1	0	1	0	4	1	3	1	0	14.5
*Baylor (11/12)	3	7	3	20	.200	0	0	1	1	3	1	4	0	0	10.0
*Kansas State (11/16)	5	9	4	20	.250	0	0	3	0	5	0	2	0	0	10.0
*TEXAS A&M (11/19)	5	11	5	26	.231	0	0	0	0	8	0	7	0	0	14.5
*Nebraska (11/23)	3	6	0	13	.462	0	0	0	1	0	0	0	0	0	6.0
vs. Florida (11/25)	3	5	3	15	.133	1	0	0	0	2	0	2	1	0	6.0
vs. Northern Colorado (11/26)	3	7	5	12	.167	1	3	1	0	2	0	1	0	0	10.5
vs. Colorado State (12/2)	4	10	3	18	.389	0	1	1	0	3	0	2	0	0	12.0
TOTALS	110	246	68	483	.369	10	22	31	2	59	4	81	5	0	312.5
TOTALS - Big 12	82	187	43	363	.397	6	17	26	2	48	3	64	4	0	239.0

Lara Bossow's Season Stat Lines

Overall	MP-MS	GP	K	E	TA	Pct.	KPG	Ast.	APG	SA	Dig	DPG	BS	BA	TB	BPG	Pts.
2003-Fr.	14-0	23	15	13	52	.038	0.65	0	0.00	0	4	0.17	1	12	13	0.57	22
2004-So.	28-26	98	163	55	385	.281	1.66	6	0.06	12	51	0.52	8	96	104	1.06	231.0
2005-Jr.	28-28	110	246	68	483	.369	2.24	10	0.09	10	59	0.54	4	81	85	0.77	312.5
Totals	70-54	231	424	136	920	.313	1.84	13	0.07	32	114	0.49	13	189	202	0.87	565.5
Big 12	MP-MS	GP	K	E	TA	Pct.	KPG	Ast.	APG	SA	Dig	DPG	BS	BA	TB	BPG	Pts.
2003-Fr.	8-0	13	9	4	24	.208	0.69	0	0.00	0	0	0.00	0	6	6	0.46	12.0
2004-So.	20-19	70	107	40	254	.264	1.54	5	0.07	5	39	0.56	3	70	73	1.04	150.0
2005-Jr.	20-20	82	187	43	363	.397	2.28	6	0.07	17	48	0.59	3	64	67	0.82	239.0
Totals	48-39	165	303	87	641	.337	1.84	11	0.07	22	87	0.53	6	143	149	0.90	401.0



2006 BUFFALOES

PLAYERS



ASHLEY NU'U



5-10, Senior, Setter

**2 Aurora, Colo.
(Smoky Hill)**

Ashley Nu'u in 2006

Ashley Nu'u is ready to make her final mark as one of CU's elite setters in school history. She is fifth on CU's all-time assists list with 2,963. Nu'u was an AVCA All-Central Region honorable mention and All-Big 12 honorable mention pick in 2005. There is no question the 2006 offense starts here.

As a Junior in 2005

Nu'u earned honorable mention honors to the 2005 AVCA All-Central Region and All-Big 12 Conference Teams as a junior. She ranked 17th in the NCAA and was third in the Big 12 with 13.16

assists per game. In league-only contests she also ranked third with 12.82. Her 1,448 assists during the season were the seventh highest handed out in a single season. Nu'u helped CU set a record for the single-season attack percentage at .262, besting the former record of .259 set in 1991. For the second straight year, she recorded triple figures in three different statistical categories adding 113 kills and 194 digs. Nu'u handed out a career-high 70 assists against Baylor (10/5). On 11 occasions, she passed out 60 or more assists. Against Kansas (10/1), Nu'u picked up a career-high 13 digs. She was named the Big 12 Volleyball Player of the Week on Oct. 31 after directing the Buffs to a victory over No. 8 Missouri (10/29) in Columbia, Mo. Nu'u handed out 57 assists and helped CU to a .214 hitting percentage. She was named to the University of Denver All-Tournament Team (11/25-26). In February, Nu'u was selected to the 2006 USA Women's National Volleyball A2 Team as the lone representative of the Big 12 Conference.

As a Sophomore in 2004

Nu'u earned honorable mention to the 2004 All-Conference Big 12 team in her first year as a full-time starter. She ranked fifth in the Big 12 in overall assists with 12.19 per game and was sixth in league-only contests at 11.79 per game. Her season total of 1,146 assists ranks 12th on CU's single-season list. She is the 12th CU player to record triple figures in three different statistical categories adding 119 kills and 144 digs, a feat that has happened a total of 23 times. Nu'u set career-highs in assists (63), kills (eight) and attacks (14) during the team's win over No. 20 San Diego (9/10). She would increase her personal-best in kills to nine while setting a career-marks in points (12) and hitting percentage (.750, 9k-0e-12att — *min. 10 attacks*) against Oklahoma (11/13). Nu'u tied a school record for most attacks in which all ended in kills with seven in the home win over No. 16 Kansas State (9/15). She earned a spot on both the Oregon Classic and Colorado Invitational All-Tournament teams. She averaged 13.5 assists, 1.7 digs, 0.9 blocks per game and .593 hit (17k-1e-27att) over the three matches. Nu'u had the highest hitting percentage on the team among those with 200 or more attacks and ranked second on the squad in aces (14) and fourth in total blocks (63).



As a Freshman in 2003

Voted as the 2003 Big 12 Conference Preseason Freshman of the Year. Only a sore back during the non-conference season prevented Nu'u from achieving those early expectations. She missed eight matches early, but came on strong to play in 19 of the final 20 contests, providing CU with an added boost during its second half run. She used her blocking skills to be a front-row force in the Buffs' two-setter system used at the end of 2003. Nu'u recorded 30 of her 46 season blocks in the final seven matches of the season. Nu'u was second on the team in attack percentage (.311), assists (369) and blocks per game (0.80). She had seven blocks, including four solo, at Texas Tech (11/8) just one shy of CU's single-match record for a setter. Nu'u had the fifth most assists by a freshman in team history and ranked fourth in solo blocks by a freshman.

Career Highs

Kills

9 vs. Oklahoma (11/13/04)

Attacks

17 vs. Texas A&M (10/16/05)

Att Pct.

1.000 (7k-0e-7att)
vs. Kansas State (9/15/04),
(4k-0e-4att) vs. Texas Tech
(11/5/05); .750 (9k-0e-12att)
vs. Oklahoma (11/13/04)

Assists

70 vs. Baylor (10/5/05)

Aces

2 six times (last vs.
Iowa State 10/26/05)

Digs

13 vs. Kansas (10/1/05)

Blocks

7, at Texas Tech (11/8/03)

Points

12 vs. Oklahoma (11/13/04)

2006 BUFFALOES



High School

One of the most intensely recruited preps in her class, Ashley Nu'u was the No. 2 ranked recruit in the nation following a stellar prep career. At Overland High School her freshman year she took her first of four first-team All-Centennial League and all-state honors home. As a sophomore, Smoky Hill went 26-1 during the regular season, took district and regionals and she was named the Best-of-the-Best at setter. As a junior and senior, the Buffaloes were 60-3 including a one-loss senior campaign that saw her average 10.9 assists, and swept the postseason with district, regional and back-to-back Class 5A state championships. She was the *Rocky Mountain News* and *Denver Post* Class 5A Player of the Year and was nominated for Sportswoman of Colorado following in 2001 and 2002. She was voted to the Colorado State Tournament All-Tournament team in 2001 and 2002. She played for a Front Range Club team that won the 18 Open National Championship in Salt Lake City in 2002 and the Far Western Qualifier in Reno as well as taking the Rocky Mountain Regional Championship. She played on USA Volleyball's Junior National Team in 2001 (at the World Championships in the Dominican Republic) and 2002 (captaining the latter).

Personal

Born Jan. 23, 1985, in Bakersfield, Calif., Ashley Nu'u is the second daughter (by three minutes) of Joe and Lisa Nu'u of Aurora. Her twin sister Amber is a junior outside hitter at Colorado, and her 14-year-old brother will be in the ninth grade. She and Amber are just the second set of twins to play at CU following Sylvie and Josee Roberge (1997-01). Her hobbies including reading (her favorite author is Francine Rivers) as volleyball consumes most of her free time.

Academics

Ashley is majoring in psychology at CU.

Ashley Nu'u Honors

2003

Big 12 Preseason Freshman of the Year

2004

All-Big 12 honorable mention

2005

Big 12 Player of the Week (10/31)

All-Big 12 honorable mention

AVCA All-Central Region honorable mention

DU Thanksgiving All-Tournament Team

2006

USA Volleyball A2 Team

2005 Match-by-Match

Team (Date)	GP	K	E	TA	Pct.	Ast.	SA	SE	RE	Dig	BS	BA	BE	BHE	Pts.
vs. St. Peter's (8/27)	3	5	1	7	.571	45	0	1	0	6	0	1	0	0	5.5
at American (8/27)	3	2	1	6	.167	46	2	1	0	4	0	1	0	0	4.5
STANFORD (9/8)	3	0	1	6	-.167	44	1	0	0	7	0	2	0	0	2.0
CREIGHTON (9/9)	4	6	2	13	.308	67	0	1	0	8	1	3	0	0	8.5
MARQUETTE (9/10)	5	2	1	6	.167	65	0	2	0	11	0	3	0	0	3.5
*Texas (9/14)	4	2	2	5	.000	44	0	2	0	6	0	2	0	1	3.0
*NEBRASKA (9/17)	3	3	1	8	.250	37	0	1	0	3	0	0	0	0	3.0
*MISSOURI (9/21)	3	2	0	9	.222	38	0	0	0	4	0	0	1	0	2.0
*Oklahoma (9/24)	5	4	1	9	.333	61	0	1	0	7	0	3	0	3	5.5
*Iowa State (9/28)	3	2	0	7	.286	35	1	0	0	11	0	3	0	2	4.5
*KANSAS (10/1)	5	4	1	11	.273	68	1	1	0	13	0	6	0	0	8.0
*BAYLOR (10/5)	5	7	0	10	.700	70	0	0	0	7	0	1	0	0	7.5
*Texas Tech (10/8)	5	4	3	10	.100	63	0	1	0	11	0	3	3	0	5.5
*KANSAS STATE (10/12)	5	6	1	15	.333	66	1	1	0	6	0	4	0	0	9.0
*Texas A&M (10/16)	5	6	4	17	.118	60	0	1	0	11	0	4	1	1	8.0
*OKLAHOMA (10/22)	3	2	1	9	.111	43	0	0	0	5	0	1	0	0	2.5
*IOWA STATE (10/26)	3	7	1	11	.545	42	2	1	0	7	1	2	0	0	11.0
*Missouri (10/29)	5	4	2	11	.182	57	1	0	0	3	0	3	1	0	6.5
*Kansas (11/2)	4	8	3	16	.312	52	0	1	0	7	0	4	0	5	10.0
*TEXAS TECH (11/5)	3	4	0	4	1.000	45	0	0	0	2	1	2	0	0	6.0
*TEXAS (11/9)	5	3	0	6	.500	66	0	0	0	11	1	1	0	0	4.6
*Baylor (11/12)	3	5	0	8	.625	39	0	0	0	3	0	2	0	1	6.0
*Kansas State (11/16)	5	7	1	14	.429	66	1	2	0	8	0	2	1	0	9.0
*TEXAS A&M (11/19)	5	6	2	10	.400	63	0	2	0	11	1	4	0	0	9.0
*Nebraska (11/23)	3	2	1	9	.111	36	1	0	0	3	0	0	2	2	3.0
vs. Florida (11/25)	3	3	0	6	.500	32	0	0	0	4	0	1	0	1	3.5
vs. Northern Colorado (11/26)	3	3	2	9	.111	52	0	0	0	10	0	2	1	4	4.0
vs. Colorado State (12/2)	4	4	1	7	.429	46	1	2	0	5	1	2	1	0	7.0
TOTALS	110	113	33	259	.309	1448	12	21	0	194	6	62	11	20	162.0
TOTALS - Big 12	82	88	24	199	.332	1051	8	14	0	139	4	47	9	15	123.5

Ashley Nu'u's Season Stat Lines

Overall	MP-MS	GP	K	E	TA	Pct.	KPG	Ast.	APG	SA	Dig	DPG	BS	BA	TB	BPG	Pts.
2003-Fr.	22-2	60	56	14	135	.311	0.93	369	6.15	1	56	0.93	18	30	48	0.80	90.0
2004-So.	28-28	94	119	36	240	.346	1.26	1146	12.19	14	144	1.53	8	55	63	0.67	169.0
2005-Jr.	28-28	110	113	33	259	.309	1.03	1448	13.16	12	194	1.76	6	62	68	0.62	162.0
Totals	78-58	264	288	82	634	.325	1.09	2963	11.22	27	394	1.49	32	147	179	0.68	421.0
Big 12	MP-MS	GP	K	E	TA	Pct.	KPG	Ast.	APG	SA	Dig	DPG	BS	BA	TB	BPG	Pts.
2003-Fr.	18-0	49	49	11	109	.349	1.00	283	5.78	1	44	0.90	15	23	38	0.78	76.5
2004-So.	20-20	68	83	29	167	.323	1.22	802	11.79	9	98	1.44	6	40	46	0.68	118.5
2005-Jr.	20-20	82	88	24	199	.322	1.07	1051	12.82	8	139	1.70	4	47	51	0.62	123.5
Totals	58-40	199	220	64	475	.329	1.11	2136	10.73	18	281	1.41	25	110	135	0.68	318.5



2006 BUFFALOES

PLAYERS



AMBER NU'U



5-11, Junior, Outside Hitter

3 Aurora, Colo.
(Smoky Hill)

Amber Nu'u in 2006

Amber Nu'u will return to the Buffaloes' line-up after taking a medical redshirt in 2005. In 2004, she had several big performances during CU's run to the NCAA Tournament in 2004 that has helped her prepare for a key role on the team.

As a Junior in 2005

Nu'u was a redshirt in 2005.

As a Sophomore in 2004

Nu'u stepped into a starting spot for the final nine matches of the season after a shoulder injury sidelined Maragda Santillana. During that nine-match span she hit .235 and averaged 2.8 kills and a pair of digs per game. She recorded career highs with 17 kills, a .556 hitting percentage (17k-2e-27att) and three blocks in CU's home win over Oklahoma (11/13) that avenged an early season loss in Norman. Three days earlier against No. 16 Kansas State (11/10), she registered 16 kills and had eight digs. Nu'u had double digits in kills four times as a sophomore, all in the last six matches of the season. She also had a pair of double digit dig performances, including a season-high 12 against Texas Tech in her first start of the final stretch.

As a Freshman in 2003

Nu'u served as the team's libero in nine matches as a freshman, including the final seven of the season. She played outside hitter in the other 15 matches she appeared in, recording seven starts. Nu'u had a memorable first match at the Coors Events Center, registering seven kills on eight attacks with no errors for an .875 hitting percentage against Oregon (9/12). Established career-highs with 19 kills on 36 attacks and 19 digs at Texas A&M (9/24). Had double-digit digs seven times in 2003 with five of them coming in the final 10 matches. She made her collegiate debut against Southeast Missouri State (8/29) at the Maine Sea-Sun Invitational ending with two kills.

High School

As a middle at Overland High School her freshman year, she received her first of three straight second-team all-state honors after pacing the Trailblazers to a 15-11 record. She transferred to Smoky Hill and switched to the outside for the remainder of her prep career where she added second team All-Centennial League honors in 1999 and 2000, first team recognition in 2001, Class-5A Best-of-the-Best recognition as an outside her sophomore season and was the 2001 Colorado 5A State Tournament MVP and all-tournament as a junior. Both Denver daily's named her first-team All-Colorado in 2001. The transfer paid off as the Buffaloes were back-to-back Class 5A state champions in 2001 and 2002, with a combined record of 60-3 those two seasons. She sat out what would have been her senior season with a bulging disk in her back. Nu'u played for a Front Range Club team that won the 18 Open National Championship in Salt Lake City in 2002 and the Far Western Qualifier in Reno as well as taking the Rocky Mountain Regional Championship.



Career Highs

Kills

17 vs. Oklahoma (11/13/04)

Attacks

36, at Kansas (11/27/04),
at Texas A&M (9/24/03)

Att Pct.

.556 (17k-2e-27att)
vs. Oklahoma (11/13/04)

Digs

19, at Texas A&M (9/24/03)

Blocks

3 vs. Oklahoma (11/13/04)

Assists

4, at Texas A&M (9/24/03)

Aces

3, vs. Baylor (11/5/03)

Points

20 vs. Oklahoma (11/13/04)

2006 BUFFALOES



Personal

Born Jan. 23, 1985, in Bakersfield, Calif., Amber Lee Nu'u is the oldest of Joe and Lisa Nu'u's three children.

She is three minutes older than twin sister Ashley, a senior setter for the Buffs, as the two are just the second set of twins to play at CU following Sylvie

and Josee Roberge (1997-01). Her 14-year-old brother will be in the ninth grade. Her hobbies including reading (her favorite author is Francine Rivers) and going to the movies.


Amber Nu'u Honors

2005

Big 12 Commissioner's Honor Roll – Fall

Academics

Nu'u is a sociology major at Colorado and is interested in pursuing a career as a neo-natal nurse.



PLAYERS

Amber Nu'u's Season Stat Lines

Overall	MP-MS	GP	K	E	TA	Pct.	KPG	Ast.	APG	SA	Dig	DPG	BS	BA	TB	BPG	Pts.
2003-Fr.	26-7	88	81	47	235	.145	0.92	27	0.31	6	175	1.99	0	3	3	0.03	88.5
2004-So.	25-10	55	122	59	323	.195	2.22	18	0.33	7	97	1.76	3	9	12	0.22	136.5
Totals	51-17	143	203	106	558	.174	1.42	45	0.31	13	272	1.90	3	12	15	0.10	225.0
Big 12	MP-MS	GP	K	E	TA	Pct.	KPG	Ast.	APG	SA	Dig	DPG	BS	BA	TB	BPG	Pts.
2003-Fr.	20-6	72	60	34	183	.142	0.83	25	0.35	6	154	2.14	0	3	3	0.04	67.5
2004-So.	18-9	42	99	43	262	.214	2.36	14	0.33	5	80	1.90	3	8	11	0.26	111.0
Totals	38-15	114	159	77	445	.184	1.39	39	0.34	11	234	2.05	3	11	14	0.12	178.5



2006 BUFFALOES

PLAYERS



AMBER SUTHERLAND



5-10, Junior, Outside Hitter

12 Glenwood Springs, Colo.
(Glenwood Springs)

Amber Sutherland in 2006

Amber Sutherland had a breakout season in 2005. She started off strong and started every match of the season. This year, she will be one of the leaders. Sutherland proved to be an asset on the team when opponents tried to shut down Allie Griffin, she stepped up where Griffin left off. Her 421 kills in 2005 are 13th on the single-season kills chart. She needs just 82 to crack the top-30 on the career kills list.

As a Sophomore in 2005

Sutherland started every match and played in all but one game as a sophomore. She ranked second on the team in kills with 3.86, which ranked sixth in the Big 12. Sutherland led the Buffs in digs with 290, ranking 15th in the league. In Big 12 only matches, she was ninth in kills (3.63) and 13th in digs (2.62). Sutherland tallied a team-high 15 double-doubles, reaching double figures in kills 26 times. She recorded a career-best 26 kills (.476) and 28 points at Kansas State (11/16), despite a dislocated finger. Sutherland led the Buffs in kills and digs on 11 occasions, which included a career-high 19 digs at Texas Tech (10/8). The 19 digs were a team-best in 2005. In Sutherland's first match as a sophomore, she hit a career-high .624, registering 12 kills on 16 attempts with two errors against St. Peter's (8/27). Sutherland hit above .300 on 13 occasions and hit .400 or above six times. She was named to the America University Classic, Colorado Invitational and University of Denver All-Tournament Teams.

As a Freshman in 2004

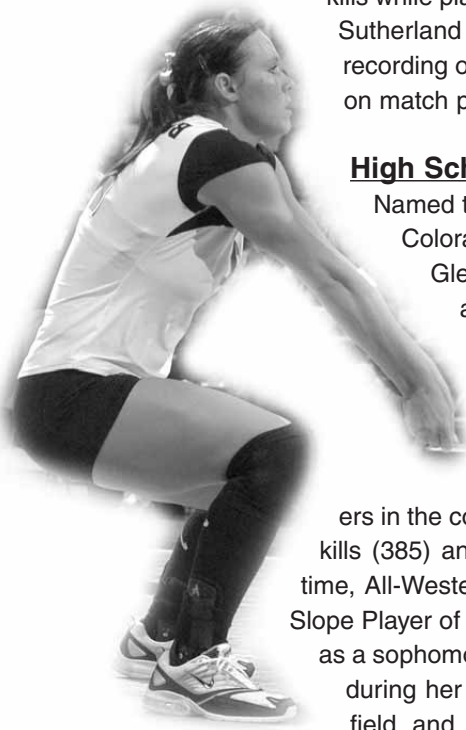
Sutherland played in just four out of the first 20 matches of the season, but after shoulder injury sidelined Maragda Santillana, she competed in seven of the final eight contests and showed some great promise. Her best match was arguably CU's NCAA Tournament outing against undefeated and No. 2 ranked Hawai'i. She played all four games finishing with a career-high nine digs and a personal-best tying two blocks. Her pair of blocks, which nearly doubled her season output, both came late in game one allowing the Buffs to take the frame from the Rainbow Wahine. She registered a personal-high six

kills while playing all three games at No. 14 Texas A&M (11/7).

Sutherland made her collegiate debut at Oregon (9/3) recording one dig and tallied her first kill at Iowa State (10/5) on match point as CU wrapped up a three-game win.

High School

Named the 2003 *Rocky Mountain News* and *Denver Post* Colorado Class 4A Player of the Year after leading Glenwood Springs High School to a 29-1 record and a spot in the state semifinals. Earned a spot on the 2003 *Rocky Mountain News* All-Colorado volleyball team, and was the only non-Class 5A selection. Also named to the *Denver Post* All-Colorado volleyball squad. Selected as one of the top 100 high school volleyball players in the country by PrepVolleyball.com. Topped Class 4A in kills (385) and attacks as a senior while hitting .382. A four-time, All-Western Slope League selection. Tabbed the Western Slope Player of the Year in 2003. Second-team all-state selection as a sophomore. Led the Demons to an overall record of 82-17 during her four-year varsity career. Lettered in both track & field and basketball as well. Sutherland was the 2003



Career Highs

Kills

26 at Kansas State (11/12/05)

Attacks

48 vs. Baylor (10/5/05)

Attack Pct.

.625 (12k-2e-16att)
vs. St. Peter's (8/27/05)

Assists

6, two times, last at Kansas
(11/2/05)

Aces

1, eight times, last at
Colorado State (12/2/05)

Digs

19 vs. Texas Tech (10/8/05)

Blocks

5 vs. Kansas (10/1/05)

Points

28 vs. Kansas State (11/16/05)

2006 BUFFALOES



Colorado Class 4A state champion in the discus and runner-up in the shot put. In 2004 she was the state runner-up in both the discus and shot put. Holds school record in the discus at 130-7 and freshman records for shot put (35-10), long jump (15-11) and discus (120-11). Leading scorer for the Demons' basketball squad as a senior, earning a spot on the All-Western Slope League team.

Sutherland Honors

2005

American University Classic
All-Tournament Team

Colorado Invitational All-Tournament Team

DU Thanksgiving All-Tournament Team

Personal

Born Amber Michelle Sutherland on April 4, 1986, in Glenwood Springs. She is the daughter of Mike and Debby Sutherland. She has an older sister, Nicole, and a younger sister, Courtney.

Academics

Sutherland is majoring in communications at Colorado with a possible minor in business. She is also interested in real estate.



PLAYERS

2005 Match-by-Match

Team (Date)	GP	K	E	TA	Pct.	Ast.	SA	SE	RE	Dig	BS	BA	BE	BHE	Pts.
vs. St. Peter's (8/27)	2	12	2	16	.625	1	0	0	0	4	0	0	0	1	12.0
at American (8/27)	3	15	3	30	.400	1	0	0	2	13	2	1	0	0	17.5
STANFORD (9/8)	3	14	4	31	.323	0	0	3	4	6	0	1	0	0	14.5
CREIGHTON (9/9)	4	16	7	32	.281	1	0	1	0	16	0	1	0	0	16.5
MARQUETTE (9/10)	5	20	6	46	.304	1	1	1	0	10	2	0	0	0	23.0
*Texas (9/14)	4	15	7	35	.229	2	0	0	4	8	0	1	1	0	15.5
*NEBRASKA (9/17)	3	11	6	22	.227	1	0	1	0	8	0	1	0	0	11.5
*MISSOURI (9/21)	3	7	13	29	-.207	0	0	2	1	4	0	0	0	0	7.0
*Oklahoma (9/24)	5	7	11	26	-.154	1	0	2	3	11	0	1	0	0	7.5
*Iowa State (9/28)	3	10	6	30	.133	0	0	3	1	10	0	0	1	0	10.0
*KANSAS (10/1)	5	18	6	40	.300	2	0	4	1	14	2	3	0	0	21.5
*BAYLOR (10/5)	5	20	11	48	.188	1	1	2	1	17	1	0	0	0	22.0
*Texas Tech (10/8)	5	22	5	45	.378	6	0	2	3	19	0	2	0	0	23.0
*KANSAS STATE (10/12)	5	13	10	41	.073	3	0	2	3	18	1	2	0	0	15.0
*Texas A&M (10/16)	5	15	8	44	.159	1	0	4	1	16	1	1	0	0	16.5
*OKLAHOMA (10/22)	3	12	7	30	.167	1	0	1	1	4	0	3	0	0	13.5
*IOWA STATE (10/26)	3	12	3	27	.333	2	1	2	1	9	1	2	0	0	15.0
*Missouri (10/29)	5	16	7	39	.231	1	0	0	3	12	0	1	0	0	16.5
*Kansas (11/2)	4	12	4	36	.222	6	0	3	6	12	1	0	0	0	13.0
*TEXAS TECH (11/5)	3	14	6	25	.320	1	0	2	0	5	0	2	0	0	15.0
*TEXAS (11/9)	5	20	14	46	.130	4	1	0	0	13	0	1	0	0	21.5
*Baylor (11/12)	3	15	4	27	.407	0	0	0	0	6	0	0	0	0	15.0
*Kansas State (11/16)	5	26	6	42	.476	0	0	0	2	7	1	2	0	0	28.0
*TEXAS A&M (11/19)	5	19	6	46	.283	1	1	2	2	12	0	0	0	0	20.0
*Nebraska (11/23)	3	14	5	25	.360	2	1	1	0	10	0	1	0	0	15.5
vs. Florida (11/25)	3	13	2	27	.407	0	0	2	4	7	0	1	0	0	13.5
vs. Northern Colorado (11/26)	3	19	3	29	.552	1	1	0	0	13	0	2	0	0	21.0
vs. Colorado State (12/2)	4	14	10	35	.114	3	1	2	1	6	1	1	0	0	16.5
TOTALS	109	421	182	949	.252	43	8	42	44	290	13	30	2	1	457.0
TOTALS - Big 12	82	298	145	703	.218	35	5	33	33	215	8	23	2	0	322.5

Amber Sutherland's Season Stat Lines

Overall	MP-MS	GP	K	E	TA	Pct.	KPG	Ast.	APG	SA	Dig	DPG	BS	BA	TB	BPG	Pts.
2004-Fr.	11-0	19	25	19	70	.086	1.32	0	0.00	0	16	0.84	0	5	5	0.26	27.5
2005-So.	28-28	109	421	182	949	.252	3.86	43	0.39	8	290	2.66	13	30	43	0.39	457.0
TOTALS	39-28	128	446	201	1,019	.240	3.48	43	0.33	8	306	2.39	13	35	48	0.38	484.5
Big 12	MP-MS	GP	K	E	TA	Pct.	KPG	Ast.	APG	SA	Dig	DPG	BS	BA	TB	BPG	Pts.
2004-Fr.	8-0	13	20	11	48	.188	1.54	0	0.00	0	6	0.46	0	3	3	0.23	21.5
2005-So.	20-20	82	298	145	703	.218	3.63	35	0.43	5	215	2.62	8	23	31	0.38	322.5
TOTALS	28-20	95	318	156	751	.216	3.35	35	0.37	5	221	2.33	8	26	34	0.36	344.0



2006 BUFFALOES

PLAYERS



THERESE VIÑAL



5-8, Junior, Defensive Specialist/Libero
16 Santa Clara, Calif.
(Presentation)

Therese Viñal in 2006

Therese Viñal saw the most time of any libero/defensive specialist on the team in 2005. Even when she is not on the court, she can be counted on to motivate her teammates. Viñal will be valuable for the Buffs as she brings a great deal of experience with her.

As a Sophomore in 2005

Viñal played in 95 games as a sophomore, leading all of CU's defensive specialists in time on the


court. She was third on the team in digs with 227 and averaged 2.39 per game. Viñal led the Buffs on five occasions in digs. With 24 aces, she was second on the squad and led the team eight times. Viñal recorded four aces for a career-high against Texas A&M (11/19). She picked up a career-best 19 digs in a three-game victory over Oklahoma (10/22). Viñal also notched 18 digs against Kansas State (11/16) and 17 versus Texas A&M (10/16). She played in 27 of 28 matches, only sitting out against American as CU started its season. For the year, she also tallied 14 assists, tying a career-best of three against Iowa State (10/26).

As a Freshman in 2004

Viñal appeared in 26 of 28 matches and served as libero in 18 contests. She played the libero spot for the first time in the final three games of the North Carolina match (9/11) recording 12 digs. It was the first of her seven matches with 10 or more digs with the top performance coming against Texas Tech (10/30) where she had 15. Viñal played the libero position in at least part of all but four Big 12 matches averaging 2.16 digs per game in those contests. She led all CU defensive specialists with 137 digs and was third overall on the team in digs per game (1.96) and ranked fourth in aces per game (0.14). She made her collegiate debut against Denver (9/1), playing in two games with an assist and ace and one dig.

High School

Therese Viñal was a first-team All-West Catholic Athletic League selection as a senior for Presentation High School in San Jose, Calif., in 2003. She was named to the All-Central Coast Section second team. Viñal earned All-WCAL second team honors as a junior while helping the Panthers to the Central Coast Section and Northern California State titles. She received honorable mention to the All-Central Coast Section team as a junior. Viñal had a successful summer of 2004 in AAU Beach Volleyball, teaming with Michaela Donohue to place second in the AAU Beach Volleyball National Championships U19 Girls Division. Viñal and Donahue won the silver medal in the summer of 2003 at the USA Junior Olympics in Beach Volleyball for U18 girls. Played club volleyball for Club Yahoo! out of San Jose where she was coached by Shelly Wolfe who played for the Buffs in 1995. Club Yahoo! finished 11th at the 2004 Junior Olympics in the 18 Open division. Her club team earned the Bronze Medal at Junior Olympics for 16 Club as a sophomore. Viñal also lettered in basketball as a forward and track & field as a jumper in high school. She hit the game-winning bucket to send the Panthers to the Northern California State finals as a junior. Named the MVP of Presentation's freshman basketball team in 2001.



Career Highs

Assists

3 vs. Baylor (9/25/04); vs. Iowa State (10/26/05)

Aces

4 vs. Texas A&M (11/19/05)

Digs

19 vs. Oklahoma (10/22/05)

Points

4 vs. Texas A&M (11/19/05)

2006 BUFFALOES



Personal

Born Therese Christine Viñal on Nov. 26, 1985, in Santa Clara, Calif. She is the daughter of Bob and Trudy Viñal. She has one younger sister, Michelle, who is a freshman at Arizona and a younger brother, Matt, who is entering ninth grade at Serra High School, the same school Tom Brady and Barry Bonds attended.

Academics

Viñal is a Pre-Journalism/Mass Communications major at Colorado with an emphasis in broadcast news. She has been on the Big 12 Commissioner's Honor Roll all four semesters at Colorado and owns a 3.316 GPA. Viñal earned a spot on the Academic All-Big 12 First Team as a sophomore.

Viñal Honors

2004

Big 12 Commissioner's Honor Roll – Fall


2005

Big 12 Commissioner's Honor Roll – Spring & Fall
First Team Academic All-Big 12

2006

Big 12 Commissioner's Honor Roll – Spring

PLAYERS



2005 Match-by-Match

Team (Date)	GP	K	E	TA	Pct.	Ast.	SA	SE	RE	Dig	BS	BA	BE	BHE	Pts.
vs. St. Peter's (8/27)	2	0	0	0	.000	0	2	0	0	6	0	0	0	0	2.0
at American (8/27)	DNP -- CD														
STANFORD (9/8)	3	0	0	0	.000	0	0	1	1	5	0	0	0	0	0.0
CREIGHTON (9/9)	4	0	0	0	.000	2	0	0	2	9	0	0	0	0	0.0
MARQUETTE (9/10)	4	0	0	0	.000	0	0	2	1	9	0	0	0	0	0.0
*Texas (9/14)	1	0	0	0	.000	0	0	0	0	2	0	0	0	0	0.0
*NEBRASKA (9/17)	2	0	0	0	.000	0	0	2	0	2	0	0	0	0	0.0
*MISSOURI (9/21)	2	0	0	0	.000	0	0	0	0	8	0	0	0	0	0.0
*Oklahoma (9/24)	3	0	0	0	.000	1	0	0	1	8	0	0	0	0	0.0
*Iowa State (9/28)	3	0	0	0	.000	1	1	1	0	10	0	0	0	0	1.0
*KANSAS (10/1)	5	0	0	0	.000	2	1	1	1	14	0	0	0	0	1.0
*BAYLOR (10/5)	5	0	0	0	.000	1	2	0	2	12	0	0	0	0	2.0
*Texas Tech (10/8)	4	0	0	0	.000	0	0	3	2	4	0	0	0	0	0.0
*KANSAS STATE (10/12)	5	0	0	0	.000	0	0	0	1	5	0	0	0	0	0.0
*Texas A&M (10/16)	5	0	0	0	.000	1	2	2	0	17	0	0	0	0	2.0
*OKLAHOMA (10/22)	3	0	0	0	.000	1	3	2	1	19	0	0	0	0	3.0
*IOWA STATE (10/26)	3	0	0	0	.000	3	1	0	0	7	0	0	0	0	1.0
*Missouri (10/29)	5	0	0	0	.000	0	0	1	2	16	0	0	0	0	0.0
*Kansas (11/2)	4	0	0	0	.000	1	2	2	0	9	0	0	0	0	2.0
*TEXAS TECH (11/5)	3	0	0	0	.000	1	2	2	1	5	0	0	0	0	2.0
*TEXAS (11/9)	5	0	0	0	.000	0	1	3	3	7	0	0	0	0	1.0
*Baylor (11/12)	3	0	0	0	.000	0	0	0	0	7	0	0	0	0	0.0
*Kansas State (11/16)	5	0	0	0	.000	0	0	2	2	18	0	0	0	0	0.0
*TEXAS A&M (11/19)	5	0	0	0	.000	0	4	1	0	7	0	0	0	0	4.0
*Nebraska (11/23)	3	0	0	0	.000	0	1	2	0	5	0	0	0	0	1.0
vs. Florida (11/25)	1	0	0	0	.000	0	0	1	1	3	0	0	0	0	0.0
vs. Northern Colorado (11/26)	3	0	0	0	.000	0	1	1	1	4	0	0	0	0	1.0
vs. Colorado State (12/2)	4	0	0	0	.000	0	1	1	0	9	0	0	0	0	1.0
TOTALS	95	0	0	0	.000	14	24	30	22	227	0	0	0	0	24.0
TOTALS - Big 12	74	0	0	0	.000	12	20	24	16	182	0	0	0	0	20.0

Viñal's Season Stat Lines

Overall	MP-MS	GP	K	E	TA	Pct.	KPG	Ast.	APG	SA	Dig	DPG	BS	BA	TB	BPG	Pts.-
2004-Fr.	26-0	70	0	0	0	.000	0.00	10	0.14	10	137	1.96	0	0	0	0.0	10.0
2005-So.	27-0	95	0	0	0	.000	0.00	14	0.15	24	227	2.39	0	0	0	0.00	24.0
TOTALS	53	165	0	0	0	.000	0.00	24	0.15	34	364	2.21	0	0	0	0.00	34.0
Big 12	MP-MS	GP	K	E	TA	Pct.	KPG	Ast.	APG	SA	Dig	DPG	BS	BA	TB	BPG	Pts.
2004-Fr.	19-0	57	0	0	0	.000	0.00	7	0.12	6	123	2.16	0	0	0	0.00	6.0
2005-So.	20-0	74	0	0	0	.000	0.00	12	0.16	20	182	2.46	0	0	0	0.00	20.0
TOTALS	39-0	131	0	0	0	.000	0.00	29	0.22	26	305	2.33	0	0	0	0.00	26.0



2006 BUFFALOES

PLAYERS



AUSTIN ZIMMERMAN



6-0, Junior, Middle Blocker

7 **Cheney, Wash.**
(Lewis and Clark)

Austin Zimmerman in 2006

Austin Zimmerman was a fixture on the Colorado front row during the 2002-04 seasons. She took a medical redshirt in 2005 and is fired up and ready to return to the front line. She has started every match of her career and has a chance to become one of the most decorated middle blockers in team history. Zimmerman, who has played both right side and middle in her collegiate career, is already 20th on CU's all-time blocking list (181) and is on pace to rank among the Buffs' all-time hitters in terms of percentage.

As a Junior in 2005

Zimmerman was a redshirt in 2005.

As a Sophomore in 2004

Zimmerman led all Colorado primary attackers in hitting percentage last year sporting a .297 mark (198k-63e-455att) while averaging 2.02 kills and 1.90 digs per game. She averaged exactly one block per game ranking just behind fellow sophomore middle Lara Bossow who led the Buffs at 1.06 bpg. Her 98 total blocks ranked 18th on CU's all-time single season list. She had at least one block in all but three matches and at least three blocks in 18 of 28 matches including a string of 10 straight (9/15 vs. Kansas State to 10/20 vs. Texas A&M). Zimmerman also had at least five digs in 18 of 28 matches peaking with a career-high 16 at Kansas (11/27). She hit .350 or better on 12 occasions including a personal-best .647 in the home finale against Iowa State (11k-0e-17att). Zimmerman started all 28 matches, one of only three Buffs to do so, and has started all 59 matches of her career.

As a Freshman in 2003

Zimmerman became the first true-freshman to start every match since Elizabeth Gower in 1999. Her 31 starts were also the second most by a freshman in team history, trailing only Karrie Downey's 35 starts in 1991. Zimmerman ranked fourth on CU's season freshman chart with 110 games played. She had the second most blocks by any CU freshman (75) trailing only Meghan Barkman who had 134 in 1999. Zimmerman also ranked ninth in digs by a freshman with 213. She earned a spot on the Denver Invitational All-Tournament team by hitting .309 (34-10e-67att) while averaging 2.27 digs and one block per game. Opened her Big 12 career in style by recording a career-best 19 kills against Texas Tech in Boulder (9/17). She was a consistent presence on the floor averaging 1.77 kills, 1.97 digs and 0.75 blocks per game.

High School

After finishing seventh in the state tournament as a junior, Zimmerman paced a Lewis and Clark team to an undefeated regular season Greater Spokane Lake League title in 2002 going 13-0 in conference play, 34-4 overall, en route to bringing district and regional championship titles and a third place state finish home. She was voted the best hitter in 2000 and MVP of the Spokane Splash in 2002 when the club team took fifth place at nationals in the open division.

Career Highs

Kills

19, vs. Texas Tech (9/17/03)

Attacks

34, vs. Texas Tech (9/17/03)

Att Pct.

.647 (11k-0e-17att)
vs. Iowa State (11/24/04)

Digs

16 at Kansas (11/27/04)

Blocks

8 vs. Iowa State (11/24/04)

Assists

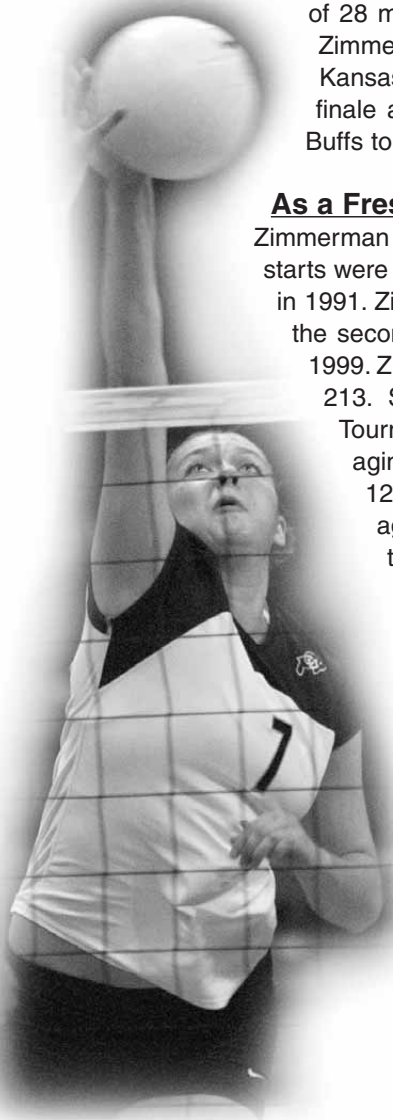
5, vs. Illinois State (9/6/03)

Aces

3, four times
(last vs. Hawai'i 12/2/04)

Points

21.5, vs. Texas Tech (9/17/03)



2006 BUFFALOES



Personal

Austin Brooke Zimmerman is the oldest of Randy and Melaine Zimmerman's three children. Randy played running back in college for the University of Oregon (one year) and the University of Idaho (three years). Her younger sister Hannah will be a senior in high school and her younger brother, Joe, will be a sophomore. Her hobbies include rafting, camping, kayaking, going to the lake and spending time with friends.

Zimmerman Honors

2005

Big 12 Commissioner's Honor Roll – Spring & Fall

2006

Big 12 Commissioner's Honor Roll - Spring

Academics

A sociology major at Colorado, Zimmerman earned a spot on the Big 12 Commissioner's Honor Roll in the fall of '05 and the spring of '06, just missing a 4.0 in the fall with a 3.940 GPA. She carries a 3.089 GPA.



PLAYERS

Zimmerman's Season Stat Lines

Overall	MP-MS	GP	K	E	TA	Pct.	KPG	Ast.	APG	SA	Dig	DPG	BS	BA	TB	BPG	Pts.
2003-Fr.	31-31	110	195	70	468	.267	1.77	48	0.44	20	217	1.97	8	75	83	0.75	260.5
2004-So.	28-28	98	198	63	455	.297	2.02	20	0.20	14	186	1.90	8	90	98	1.00	265.0
Totals	59-59	208	393	133	923	.282	1.89	68	0.33	34	403	1.94	16	165	181	0.87	525.5
Big 12	MP-MS	GP	K	E	TA	Pct.	KPG	Ast.	APG	SA	Dig	DPG	BS	BA	TB	BPG	Pts.
2003-Fr.	20-20	74	133	47	316	.272	1.89	29	0.39	12	141	1.91	7	46	53	0.72	175.0
2004-So.	20-20	69	141	49	332	.277	2.04	15	0.22	6	128	1.86	6	70	76	1.10	188.0
Totals	40-40	143	274	96	648	.275	1.92	44	0.31	18	269	1.88	13	116	129	0.90	363.0



2006 BUFFALOES

PLAYERS



ALEX BUTH



5-10, Sophomore, Right Side

8 East Grand Rapids, Mich.
(East Grand Rapids)

Buth Honors

- 2004**
Big 12 Commissioner's Honor Roll – Fall
- 2005**
Big 12 Commissioner's Honor Roll – Spring & Fall
First Team Academic
All-Big 12
- 2006**
Big 12 Commissioner's Honor Roll – Spring

Career Highs

- Kills**
8, at American (8/27/05)
- Attacks**
14, at American (8/27/05)
- Att Pct.**
.600, vs. Northern Colorado (11/26/05)
- Assists**
2, vs. Marquette (9/10/05)
- Aces**
5, vs. Oklahoma (9/24/05)
- Digs**
9, at Nebraska (11/23/05)
- Blocks**
2, at Texas (9/14/06)
- Points**
10.5 vs. American (8/27/05)

Personal

Born Alexandra Anne Buth on Aug. 22, 1986, in East Grand Rapids. She is the daughter of Dirk and Lisa Buth. Dirk played baseball at Western Michigan. Her older brother, Travis, played football and graduated from Hope College. She also has an older sister, Katie, a graduate of Indiana University. Buth also has a younger sister, Mallory, who will be in 11th grade this fall, and twin younger brothers Peter and Joe, who are entering eighth grade. Her hobbies include watching movies and traveling.

Academics

Buth is sports marketing major at Colorado. She is a four-time member of the Big 12 Commissioner's Honor Roll, compiling a 3.493 overall GPA through two years. Buth was also named to the Academic All-Big 12 First Team last fall. Buth had a solid 3.736 GPA in high school and was selected from the entire student body to receive the 2004 *Detroit Free Press* Scholar Athlete Award for East Grand Rapids High School. She is a member of the National Honor Society and was Academic All-State in both volleyball and tennis.

Alex Buth in 2006

Alex Buth led the Buffs in aces and was one of the best in the Big 12. Buth had a chance at the end of the year to show what she is capable of against tough competition, which were top-five opponents Nebraska and Florida. She spent a majority of time last season as a serving specialist, but will look to spend more time on the court as a right side in 2006. Buth's physical play will be a much needed asset for CU.

As a Freshman in 2005

Buth played in 27 of 28 matches, including 84 games. She led the team in aces with 28. Buth became the first Buff since Monique Gerlach in 2000, to serve five aces in a match

against Oklahoma (9/24). She also recorded four against Kansas (11/2), leading CU in aces six times. Buth averaged 0.33 aces per game, which ranked 10th in the league. In conference only matches, she was fifth with 0.35. Buth's first career start came against top-ranked Nebraska (11/23). In the match, she was CU's top attacker, hitting at a .545 percentage. She tallied seven kills on 11 attempts with just one error. Buth also started the next match against No. 4 ranked Florida (11/25). Both starts were in place of an injured Allie Griffin. Buth made her collegiate debut against American (8/27). In the match, she recorded a career-high eight kills, 14 attacks and 10.5 points.

As a Redshirt Freshman in 2004

Sat out the 2004 as a redshirt in the Colorado volleyball program. She participated in both fall practice and spring drills.

High School

As a senior in 2004, Alex Buth was one of 12 finalists for Michigan's Miss Volleyball Award given annually to the state's top player. She led East Grand Rapids High School to consecutive district titles in 2003 and 2004, advancing to regional finals in both seasons. In her senior year, the Pioneers were ranked as high as third in Class B and finished with a 57-5 record. Buth earned first team all-conference, all-region and all-state honors after the 2002-03 and 2003-04 seasons. She was named first team all-conference and second team all-region as a sophomore. Buth started as a freshman for the Pioneers, gaining honorable mention to the all-conference team. She played club volleyball for Far Out and helped the 18-under Open squad win the 2004 Michigan Junior Volleyball Association state tournament title. She also participated in the Junior Olympics with Far Out in Atlanta in 2003. An accomplished prep tennis player, Buth led East Grand Rapids to four Michigan Division 3 state championships. She won the No. 3 singles state title as a sophomore and the No. 4 singles crown as a freshman. A two-time all-state selection, Buth was the No. 1 singles runner up as a senior and reached the No. 1 singles semi-finals as a junior. She also earned a letter in golf, helping the Pioneers to a fifth place state finish. Buth was named the East Grand Rapids Female Athlete of the Year for 2003-04.

2005 Match-by-Match

Team (Date)	GP	K	E	TA	Pct.	Ast.	SA	SE	RE	Dig	BS	BA	BE	BHE	Pts.
vs. St. Peter's (8/27)	DNP	0	0	0											
at American (8/27)	2	8	0	14	.571	1	2	2	0	4	0	1	1	0	10.5
STANFORD (9/8)	2	0	0	0	.000	0	1	2	0	0	0	0	0	0	1.0
CREIGHTON (9/9)	1	0	0	1	.000	0	0	1	0	1	0	1	0	0	0.5
MARQUETTE (9/10)	1	0	2	4	-.500	2	0	0	0	3	0	1	0	0	0.5
*Texas (9/14)	3	4	4	10	.000	1	1	2	0	3	0	2	0	1	6.0
*NEBRASKA (9/17)	2	1	1	4	.000	0	0	4	0	0	0	0	0	0	1.0
*MISSOURI (9/21)	1	1	1	3	.000	0	0	0	0	1	0	0	0	0	1.0
*Oklahoma (9/24)	4	1	0	1	1.000	0	5	3	0	2	0	0	0	0	6.0
*Iowa State (9/28)	3	0	0	0	.000	0	0	4	0	0	0	0	0	0	0.0
*KANSAS (10/1)	4	0	0	0	.000	1	1	2	0	0	0	0	0	0	1.0
*BAYLOR (10/5)	4	0	0	0	.000	0	0	5	0	1	0	0	0	0	0.0
*Texas Tech (10/8)	2	0	0	0	.000	0	0	3	0	0	0	0	0	0	0.0
*KANSAS STATE (10/12)	4	0	0	0	.000	0	2	7	0	0	0	0	0	0	2.0
*Texas A&M (10/16)	5	0	0	0	.000	0	2	2	0	3	0	0	0	0	2.0
*OKLAHOMA (10/22)	3	0	0	0	.000	0	2	3	0	3	0	0	0	0	2.0
*IOWA STATE (10/26)	3	0	0	0	.000	0	0	5	0	0	0	0	0	0	0.0
*Missouri (10/29)	5	0	0	0	.000	0	2	7	0	4	0	0	0	0	2.0
*Kansas (11/2)	4	0	0	0	.000	0	4	1	0	3	0	0	0	0	4.0
*TEXAS TECH (11/5)	2	0	0	0	.000	0	0	4	0	0	0	0	0	0	0.0
*TEXAS (11/9)	3	0	0	0	.000	0	0	5	0	1	0	0	0	0	0.0
*Baylor (11/12)	3	0	0	0	.000	0	2	2	0	0	0	0	0	0	2.0
*Kansas State (11/16)	5	0	0	0	.000	0	2	5	0	1	0	0	0	0	2.0
*TEXAS A&M (11/19)	5	0	0	0	.000	0	0	6	0	1	0	0	0	0	0.0
*Nebraska (11/23)	3	7	1	11	.545	1	1	0	0	9	0	0	0	0	8.0
vs. Florida (11/25)	3	0	0	0	.000	0	0	2	0	1	0	0	0	0	0.0
vs. Northern Colorado (11/26)	3	3	0	5	.600	0	1	3	0	3	0	0	0	0	4.0
vs. Colorado State (12/2)	4	0	0	0	.000	0	0	5	0	0	0	0	0	0	0.0
TOTALS	84	25	9	53	.302	6	28	85	0	44	0	5	1	1	55.5
TOTALS - Big 12	68	14	7	29	.241	3	24	70	0	32	0	2	0	1	39.0

Buth's Season Stat Lines

Overall	MP-MS	GP	K	E	TA	Pct.	KPG	Ast.	APG	SA	Dig	DPG	BS	BA	TB	BPG	Pts.
2005-Fr.	27-2	84	25	9	53	.302	0.30	6	0.07	28	44	0.52	0	5	5	0.06	55.5
Big 12	MP-MS	GP	K	E	TA	Pct.	KPG	Ast.	APG	SA	Dig	DPG	BS	BA	TB	BPG	Pts.
2005-Fr.	20-1	68	14	7	29	.241	0.21	3	0.04	24	32	0.47	0	2	2	0.03	39.0

2006 BUFFALOES



LAUREN SCHAEFER



6-3, Sophomore, Middle Blocker

4

Mountain View, Calif.
(Los Altos)

Schaefer Honors

2005

Big 12 Commissioner's
Honor Roll - Fall

Career Highs

Kills

13, vs. Missouri (10/29/05)

Attacks

24, vs. Texas (11/9/05)

Att Pct.

700, vs. Texas Tech (10/5/05)

Assists

1, five times, last vs. Northern
Colorado (11/26/05)

Digs

3, vs. Texas Tech (11/5/05)

Blocks

7, three times (last vs. Texas
A&M, 10/16/05)

Points

15.5, vs. Missouri (10/29/05)

Personal

Born Lauren Elizabeth Schaefer on June 2, 1987, in Honolulu, Hawai'i. She is the daughter of Gary and Perry Schaefer. She has three younger siblings, Christan (sister) and Derek who are entering their senior year in high school and Nick who will be a ninth grader. She chose CU because of the academic excellence of Leeds School of Business, Top 25 Division I volleyball, the beauty of the campus and the fantastic coaching staff.

Academics

She is intends to major in business/accounting at Colorado with career goals of graduating with her CPA and to join one of the big four accounting firms. She would also like to compete for Team USA in the Olympics and play professional volleyball.

occasions, she recorded seven blocks, which tied for the team-high on the season. Against Iowa State (9/28), Schaefer tallied seven block assists and against Kansas State (10/12) and Texas A&M (10/16), she recorded one block solo and six assists. She notched 12 kills against No. 11 Texas (11/9). In both matches against top-ranked Nebraska, Schaefer tallied five kills. On the season, she hit .242 and in conference only matches, she hit .273, which ranked 13th in the league. Schaefer made her collegiate debut against St. Peter's (8/27).

High School


A 2004 PrepVolleyball.com High School All-American, Schaefer led Los Altos High School to a program-best 29-7 record as a senior. She paced the Eagles with 372 kills, 332 digs and 166 blocks, 88 of which were solo, en route to *San Jose Mercury News* Athlete of the Year honors. Schaefer was also a two-time Santa Clara Valley Athletic League De Anza Division first team selection. She led the Eagles to a gold medal at the Harbour Invitational Tournament, earning MVP honors. Schaefer played her club ball for Vision Volleyball out of San Jose. Her Vision 16 Gold team won the bronze medal at the Junior Olympics and her Vision 18 Gold team picked up a silver medal. Schaefer is also a four-year letter-winner and team MVP for the Los Altos basketball squad.

Lauren Schaefer in 2006

Lauren Schaefer gained valuable experience as a freshman and was a key ingredient to CU's success in 2005. She brought depth to the middle and will battle for a starting position in the front row with Lara Bossow and Austin Zimmerman. Schaefer had a good spring and is ready for a breakout sophomore season.

As a Freshman in 2005

Schaefer saw time in every match as a freshman, including 26 starts. She cranked out a career-high 13 kills and 15.5 points in an upset of No. 8 Missouri (10/29). Schaefer hit .700 against Texas Tech (11/5) when she tallied seven kills on 10 attacks with no errors. On three



2005 Match-by-Match

Team (Date)	GP	K	E	TA	Pct.	Ast.	SA	SE	RE	Dig	BS	BA	BE	BHE	Pts.
vs. St. Peter's (8/27)	3	2	1	10	.100	0	0	0	0	0	0	1	1	0	2.5
at American (8/27)	3	2	3	9	-.111	0	0	0	0	0	2	0	0	0	4.0
STANFORD (9/8)	3	4	4	13	.000	0	0	0	0	0	3	1	0	0	5.5
CREIGHTON (9/9)	4	6	0	17	.353	0	0	0	0	1	1	3	0	0	8.5
MARQUETTE (9/10)	3	4	4	13	.000	0	0	0	0	2	0	2	0	0	5.0
*Texas (9/14)	3	1	1	4	.000	1	0	0	0	0	0	1	0	1	1.5
*NEBRASKA (9/17)	3	5	2	12	.250	0	0	0	0	0	1	0	0	0	6.0
*MISSOURI (9/21)	3	9	0	19	.494	0	0	0	0	1	0	0	0	0	9.0
*Oklahoma (9/24)	5	8	4	22	.182	0	0	0	0	2	1	5	1	0	11.5
*Iowa State (9/28)	3	8	4	16	.250	0	0	0	0	1	0	7	0	0	11.5
*KANSAS (10/1)	5	9	4	17	.294	0	0	0	0	0	0	5	1	0	11.5
*BAYLOR (10/5)	5	3	2	8	.125	0	0	0	0	1	0	1	0	0	3.5
*Texas Tech (10/8)	5	7	3	13	.308	0	0	0	0	0	1	4	0	0	10.0
*KANSAS STATE (10/12)	4	5	2	15	.200	0	0	0	0	2	1	6	0	0	9.0
*Texas A&M (10/16)	5	4	2	9	.222	1	0	0	0	1	1	6	0	0	8.0
*OKLAHOMA (10/22)	3	6	2	14	.286	0	0	0	0	1	0	3	0	0	7.5
*IOWA STATE (10/26)	3	4	4	23	.000	0	0	0	0	1	1	3	0	0	6.5
*Missouri (10/29)	5	13	3	22	.455	0	0	0	0	1	0	5	0	0	15.5
*Kansas (11/2)	4	2	3	9	-.111	0	0	0	0	1	0	3	0	0	3.5
*TEXAS TECH (11/5)	3	7	0	10	.700	0	0	0	0	3	0	2	0	0	8.0
*TEXAS (11/9)	5	12	3	24	.375	1	0	0	0	1	1	4	0	0	15.0
*Baylor (11/12)	1	0	2	2	-1.00	0	0	0	0	0	0	2	0	0	1.0
*Kansas State (11/16)	5	6	2	15	.267	1	0	0	0	1	0	3	0	0	7.5
*TEXAS A&M (11/19)	4	4	1	7	.429	0	0	0	0	0	0	0	0	0	4.0
*Nebraska (11/23)	3	5	2	15	.200	0	0	0	0	0	1	1	0	1	6.5
vs. Florida (11/25)	3	7	4	14	.214	0	0	0	0	0	0	4	0	1	9.0
vs. Northern Colorado (11/26)	3	2	1	9	.111	1	0	0	0	0	0	2	1	0	3.0
vs. Colorado State (12/2)	4	9	2	17	.412	0	0	0	0	0	0	1	0	0	9.5
TOTALS	103	154	65	367	.242	5	0	0	0	20	11	77	5	3	203.5
TOTALS - Big 12	77	118	46	265	.273	4	0	0	0	17	8	61	2	2	156.5

Schaefer's Season Stat Lines

Overall	MP-MS	GP	K	E	TA	Pct.	KPG	Ast.	APG	SA	Dig	DPG	BS	BA	TB	BPG	Pts.
2005-Fr.	28-26	103	154	65	367	.243	1.50	5	0.05	0	20	0.19	11	77	88	0.85	203.5
Big 12	MP-MS	GP	K	E	TA	Pct.	KPG	Ast.	APG	SA	Dig	DPG	BS	BA	TB	BPG	Pts.
2005-Fr.	20-18	77	118	46	265	.272	1.53	4	0.05	0	17	0.22	8	61	69	0.90	156.5



2006 BUFFALOES

PLAYERS



ASHLEY VENHORST

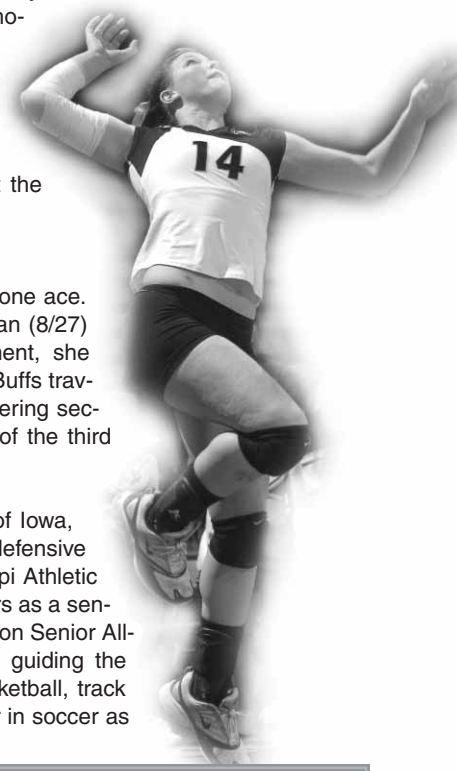


5-7, Sophomore, Defensive Specialist/Libero

14 Bettendorf, Iowa (Pleasant Valley)

VenHorst in 2006

Ashley VenHorst added depth to the Buffaloes as a defensive and serving specialist her freshman campaign. Although she saw limited action in the Big 12 season, VenHorst will be ready to step up as a sophomore. She will compete with newcomers Kristen Karlik and Callie Webster and veteran Therese Vinal at the libero position.



VenHorst Honors

- 2005**
Big 12 Commissioner's Honor Roll - Fall
- 2006**
Big 12 Commissioner's Honor Roll - Spring

Career Highs

- Assists**
1, three times, last vs. Creighton (9/9/05)
- Aces**
1, vs. St. Peter's (8/27/05)
- Digs**
6, vs. American (8/27/05)

As a Freshman in 2005

VenHorst played in 11 contests. She totaled nine digs, three assists and one ace. VenHorst recorded a career-high six digs in three games against American (8/27) as Colorado won the American Classic Tournament. For the tournament, she recorded two assists, one ace and seven digs and four games. When the Buffs traveled to Ames, Iowa, to take on Iowa State (9/28) she had the largest cheering section with over 30 people when she came in to serve for CU at the end of the third game. VenHorst made her collegiate debut against St. Peter's (8/27).

High School VenHorst, who is CU's first ever player from the state of Iowa, earned four letters at setter for Pleasant Valley High School and will play defensive specialist for the Buffaloes. She is a two-time all-district and All-Mississippi Athletic Conference first team selection. VenHorst gained third team all-state honors as a senior, was named team MVP and played in the Iowa Girls Coaches Association Senior All-Star Classic. As a junior she earned all-state honorable mention while guiding the Spartans to the MAC title. A versatile athlete, she also competed in basketball, track and soccer at Pleasant Valley. She was a second team all-state performer in soccer as a junior, helping the Spartans to three regional titles.

Personal

Born Ashley Paige VenHorst on Jan. 29, 1987, in Davenport, Iowa. She is the daughter of Ron and Pauline VenHorst. Father Ron was a former collegiate wrestler at Northeast Missouri State and Muscatine Community College. She has two older brothers, Ryan (25) and Tyson (23) and one older sister Lindsey (21). Ashley lists the biggest moment of her high school career was getting to play varsity volleyball as a freshman defensive specialist while Lindsey was the senior setter. She enjoys playing sports, writing, taking pictures, cooking, traveling, skiing, hiking and watching movies.

Academics

VenHorst is majoring in English and will pursue a degree in secondary education at Colorado. She was a member of the Academic Honor Roll all eight semesters of high school. VenHorst was on the Big 12 Commissioner's Honor Roll both semesters last season and owns a 3.267 GPA.

2005 Match-by-Match

Team (Date)	GP	K	E	TA	Pct.	Ast.	SA	SE	RE	Dig	BS	BA	BE	BHE	Pts.
vs. St. Peter's (8/27)	1	0	0	0	.000	1	1	0	0	1	0	0	0	0	1.0
at American (8/27)	3	0	0	0	.000	1	0	1	0	6	0	0	0	0	0.0
STANFORD (9/8)	DNP -- CD														
CREIGHTON (9/9)	3	0	0	0	.000	1	0	1	0	1	0	0	0	0	0.0
MARQUETTE (9/10)	DNP -- CD														
*Texas (9/14)	3	0	0	0	.000	0	0	0	0	0	0	0	0	0	0.0
*NEBRASKA (9/17)	2	0	0	0	.000	0	0	0	0	0	0	0	0	0	0.0
*MISSOURI (9/21)	DNP -- CD														
*Oklahoma (9/24)	1	0	0	0	.000	0	0	0	0	1	0	0	0	0	0.0
*Iowa State (9/28)	1	0	0	0	.000	0	0	0	0	0	0	0	0	0	0.0
*KANSAS (10/1)	1	0	0	0	.000	0	0	0	0	0	0	0	0	0	0.0
*BAYLOR (10/5)	DNP -- CD														
*Texas Tech (10/8)	2	0	0	0	.000	0	0	1	0	0	0	0	0	0	0.0
*KANSAS STATE (10/12)	DNP -- CD														
*Texas A&M (10/16)	DNP -- CD														
*OKLAHOMA (10/22)	DNP -- CD														
*IOWA STATE (10/26)	DNP -- CD														
*Missouri (10/29)	DNP -- CD														
*Kansas (11/2)	DNP -- CD														
*TEXAS TECH (11/5)	DNP -- CD														
*TEXAS (11/9)	4	0	0	0	0	0	0	1	0	0	0	0	0	0	0.0
*Baylor (11/12)	DNP -- CD														
*Kansas State (11/16)	DNP -- CD														
*TEXAS A&M (11/19)	DNP -- CD														
*Nebraska (11/23)	DNP -- CD														
vs. Florida (11/25)	DNP -- CD														
vs. Northern Colorado (11/26)	1	0	0	0	.000	0	0	0	0	0	0	0	0	0	0.0
vs. Colorado State (12/2)	DNP -- CD														
TOTALS	21	0	0	0	.000	3	1	4	0	9	0	0	0	0	1.0
TOTALS - Big 12	14	0	0	0	.000	0	0	2	0	1	0	0	0	0	0.0

VenHorst's Season Stat Lines

Overall	MP-MS	GP	K	E	TA	Pct.	KPG	Ast.	APG	SA	Dig	DPG	BS	BA	TB	BPG	Pts.
2005-Fr.	11-0	22	0	0	0	.000	0.00	3	0.14	1	9	0.41	0	0	0	0.00	1.0
Big 12	MP-MS	GP	K	E	TA	Pct.	KPG	Ast.	APG	SA	Dig	DPG	BS	BA	TB	BPG	Pts.
2005-Fr.	8-0	14	0	0	0	.000	0.00	0	0.00	0	1	0.07	0	0	0	0.00	0.0

2006 BUFFALOES



MALLORI GIBSON



5-11, Sophomore, Outside Hitter

77 Bakersfield, Calif.
(Foothill)

Mallori Gibson in 2006 Although Gibson saw limited action during the 2005 season, she is ready to step up and help fill in the holes left by Allie Griffin's departure. Gibson had a great spring and should compete for a starting role.

As a Freshman in 2005 Gibson participated in eight games and three matches for the Buffs. She collected six kills on 28 swings and also added two block assists and three digs. Gibson recorded a career-best four points against Oklahoma (9/24) with three kills and two block assists. She made her collegiate debut against St. Peter's (8/27) and recorded three kills and one dig.

High School Named among PrepVolleyball.com's Top 250 in the nation, Mallori Gibson was a four-year letter winner for Foothill High School. In 2004, the *Bakersfield Californian* named her Kern County Player of the Year after compiling 596 kills, 417 digs and 65 blocks for the Trojans who finished 18-12. Gibson earned the 2005 Jim Tyack Award as Kern County's Most Outstanding Athlete and was named Foothill High School's Most Outstanding Athlete for 2005. She recorded 675 kills as a junior pacing Foothill to a 22-9 mark and a spot in the Central Section Division II semifinals. Gibson led Kern County in kills, digs and aces all four years of high school and also led the circuit in blocks her freshman through junior years at middle blocker before playing her senior season at outside hitter. She was a four-time All-South East Yosemite League selection, a three-time all-area pick and a three-time team MVP. Gibson graduated from Foothill as the school's all-time leader in kills with 2,225. She is a four-year All-SEYL pick in basketball and was the league's co-MVP and first team all-area in 2005. She won six league titles in track & field – three times in the shot put, twice in the long jump and once in pole vault – and is a three-time SEYL Track & Field Female Athlete of the Year. Gibson won the U.S. Marine Corps Distinguished Athlete Award and the U.S. Army Reserve National Scholar-Athlete Award as a senior. She was also the CIF Scholar Athlete of the Year in 2005.

Personal Born Mallori Janell Gibson on Feb. 23, 1987, in Bakersfield. She is the daughter of Mike and Tami Gibson. Mike, who played college football at the University of Hawai'i (1979-81), was Mallori's high school volleyball coach. She has two older sisters, Mindi, a former prep standout who earned a degree from Cal State-Bakersfield, and Melani who played volleyball for two years at Bakersfield Junior College. Her favorite moment of her high school career was signing a national letter of intent to play volleyball at CU. She enjoys participating and watching all sports, shopping and spending time with family and friends.

Academics Mallori is majoring in intergrated physiology at CU and is also interested in criminal investigation. Gibson earned a spot on the Big 12 Commissioner's honor roll in the fall. In high school, she was named the CIF (Central California) Scholar-Athlete of the Year in 2005 as she had a 4.5 GPA in high school and ranked 6th in her class of 504. In high school she was active in student council, serving as ASB President as a senior, Interact Club, FCA and Honor Roll. She received the school's Scholar Athlete Award four times.



KRISTEN KARLIK



5-7, Junior, Defensive Specialist/Libero

21 Colorado Springs, Colo.
(Rampart/Colorado State)

Aiu on Karlik: "Kristen had a great spring for us and will likely see a lot of time this year, maybe as our starting libero. She has just done a great job. She works real hard. I think she's a great teammate; she's a real good communicator. We're really excited to have her."

At Colorado State Karlik recorded 524 digs while at CSU. She picked up her 500th against Idaho (11/24/04) with her second dig of the match. In 2004, Karlik tallied 20 digs in a four-game contest against Utah (10/15), becoming the only Ram to record 20 digs in a match that season. She recorded 352 digs (3.42 dpg) as a sophomore and ranks seventh on the single-season digs chart. As a freshman, Karlik started the final 11 matches, but also saw time throughout the season as a

serving specialist, setter and right side hitter. She collected 172 digs in her freshman season and played in 34 of CSU's 35 matches. Karlik was also a member of the Mountain West Conference Championship team in 2003 and 04.

High School Karlik earned four letters as a member of the Rampart High School volleyball team. She was a member of the Denver Post 2002 All-Colorado team and was on the Rocky Mountain New Class 5A All-State Second Team. Karlik is the school record holder in aces and led her team all four years. A three-time MVP of the Arapahoe Tournament, she was named to the Metro League First Team as a sophomore and junior. In Karlik's final three seasons, she was named to the Colorado Springs Gazette First Team. During her senior season, RHS lost in the semifinals. Karlik recorded 19 kills, 11 digs and three aces in the match and was named to the Class 5A All-Tournament Team. She led her club team, Colorado United, to a third-place finish at the Baltimore Qualifier. In 2001 and 2002, Karlik won the USAV Doubles Beach Championships. She played right side and setter on her club team and was a right side at RHS.

Personal Born Kristen Karlik on December 31, 1984 in New Brunswick, New Jersey. She is the daughter of Bill and Debbie Karlik of Colorado Springs, Colo. Father Bill played basketball and baseball at King's College. She has three brothers, B.J. (23), Joe (16) and Jeff (15). Karlik lists knitting and long walks on the beach (when she is near one) as her hobbies.

Academics Karlik is a psychology major at Colorado. Since joining the Buffs in January, she was named to the Big 12 Commissioner's Honor Roll and owns a 3.232 GPA.

Karlik Honors

2006

Big 12 Commissioner's Honor Roll – Spring

PLAYERS



2006 BUFFALOES

PLAYERS



**KELSEY
LOOP**



5-10, Sophomore, Outside Hitter

10 Valley Center, Kan.
(Circle/Wyoming)

Aiu on Loop:

"Kelsey is going to give us some needed depth on the outside. She has a great arm and could see some limited time this year."

At Wyoming

Loop was one of UW's top performers as a freshman in 2005. She played in 27 of the Cowgirls' 28 matches and started in 14. Loop averaged 2.48 kills per game, which was second on the team, and hit .145. She amassed 223 kills for the third highest amount on the squad.

During the conference season, Loop averaged 2.64 kills per game. She hit a career-high 17 kills against New Mexico (10/20) and attacked at a .500 percentage during the second meeting against UNM (11/19).

High School

Kelsey Loop was a four-time all-conference selection. During her freshman year, she received all-state honorable mention honors. In 2004, her senior year, she was named the Arkansas Valley Chisholm Trail Most Valuable Player and was the team captain. Loop helped her squad to a record of 72-7 as a junior and senior, helping the team win the AVCTL Championship twice and a 4A sub-state championship in 2003. Loop was named to every all-tournament team her senior season and was a four-year letterwinner in volleyball. She owns the single season records in kills (410) and aces (99). Loop was a member of the Wichita Jets club team, which finished second in 2002 at nationals. She received First Team USAV All-Tournament honors. Loop also lettered in softball and track & field.

Personal

Born Kelsey Lorie Loop on May 31, 1987 in Newton, Kan. Her parents are Gary and Margo Loop and she has one sister, Meryl. Her mother Margo played softball and was a swimmer at the University of Nebraska-Kearney. After college, Loop would like to play professional beach volleyball and be an anesthesiologist. Her hobbies are camping and fishing and she loves big trucks and takes her jeep mudding.

Academics

Loop intends to major in pre-med at Colorado and is also interested in Biology. In high school she was a member of the honor roll.



**CALLIE
WEBSTER**



**5-7, Junior, Defensive
Specialist/Libero**

6 Mercer Island, Wash.
(Mercer Island/New Hampshire)

Aiu on Webster:

"Callie has done a really nice job for us in the spring. She'll see some time in the fall just to solidify up our passing."

At New Hampshire

Webster totaled a team-high 326 digs in her freshman season in 27 matches and 95 games played under head coach Jill Hirshinger. She collected almost a quarter of the Wildcats digs that season. She also added two kills, 14 assists and 21 aces. Webster posted 10 or more digs 16 times and 20 or more digs on four occasions. She

registered a career-high 32 digs, which broke the school record for digs in a four-game match, in her final contest at UNH against Stony Brook on Nov. 11, 2005.

High School

Webster was a four-year letterwinner in volleyball and three-year letterwinner in softball at Mercer Island High School. She was a First-Team All-Conference selection in 2003 and 2004, as well as All-State in her senior season (2004), as well as team captain. In 2002, Webster was a Second-Team All-Conference honoree. She was an all-conference selection in softball her junior and sophomore seasons.

Personal

Born Callie RaeAnn Webster on March 17, 1987 in Bellevue, Wash. She is the daughter of Kenneth and Carrie Webster of Mercer Island, Wash. She has one older brother, Travis, who is 25. Webster lists wakeboarding, being with friends and traveling as her hobbies. She has traveled to 10 countries and 30 states and loves road trips. Webster transferred to Colorado because of the location and the campus.

Academics

Webster is a biology major at Colorado. She was a member of the honor roll in high school her freshman and sophomore years.

2006 BUFFALOES



PLAYERS



KAITLYN BURKETT

6-1, Freshman, Setter/Hitter

22 Colorado Springs, Colo. (St. Mary's)

Aiu on Burkett: "We're really excited to have Kaitlyn. She's a great setter and she's a very good all-around player. She reminds me of Kelly Campbell in that she can play the whole game. She's a good hitter on the outside if we need her there. She can play right side for us. She's going to be a great setter."

High School Burkett led the Pirates to a 21-9 record her senior season by compiling 368 kills, 379 digs and 319 assists. The four-year volleyball letterwinner was selected to the All-Colorado Team and the Class 3A State MVP by the *Rocky Mountain News* as a senior. She was also honored as the Small School Area MVP (*Colorado Springs Gazette*) in 2005. Burkett was named First Team All-State, First Team All-State Tournament (3A) Team, First Team All-Area (*Colorado Springs Gazette*) and all-conference her sophomore through senior seasons.

She was the Tri-Peaks East League's Player of the Year in 2004 and 2005. Burkett also played for the USAV National 17's Tournament and Burkett was named the MVP of the tournament and All-Region. Her team took third in the national tournament in 2003 and she was named to the all-tournament team. Burkett also earned three letters in basketball and was coached by her father, Mike. Burkett was also named to Volleyball Magazine's Feb 50 list.

Personal Born Kaitlyn Ann Burkett on April 13, 1988 in Colorado Springs, Colo. She is the daughter of Michael and Erin Burkett. Micheal played basketball at Southern Colorado State College (now CSU-Pueblo). She has an older brother Kyle (24) and an older sister Kelsey (20) who owns the State of Colorado record for digs in a season. The biggest moment of her playing career was playing varsity volleyball and basketball as a freshman with her older sister. She lists her hobbies as music and travel. Burkett was also recruited by Arizona, California, San Diego, Pepperdine, Hawai'i, Washington, Penn State, Kansas State and Tulane. She chose CU because of the coaches, she can play in front of her family and friends and she wanted to go somewhere she could try and make a difference.

Academics

Burkett intends on majoring in psychology at Colorado and would like to pursue a career in sports psychology. She was a member of the honor roll all four years in high school.



JESSICA DREXLER

5-10, Freshman, Middle Blocker/Outside Hitter

13 Colorado Springs, Colo. (Lewis-Palmer)

Aiu on Drexler: "Jessica is a real quick jumper. She has really worked hard on her ball control skills this last year and a half. The nice thing about Jessica is that she is real versatile. She could play some middle for us this year, some outside and we can use her in a bunch of different positions."

High School Drexler was a four-year letterwinner at Lewis-Palmer High School. In 2005, she was the team MVP and captain and was chosen to compete in the senior all-state match on top of being named to *Prep Volleyball's* Top 150 Players. Drexler led the Rangers in kills in 2004 and was also voted the MVP that season. She was named First Team Colorado Springs Metro League, the *Colorado Springs Gazette* All-Area First Team Big Schools and Second Team All-State as a junior and senior. During her time at LPHS, she recorded 712 kills, 433 digs, 105 blocks

and 95 aces. The Rangers won the CSMLC in 2003 and were the runner-ups in 2004 and 05. Drexler was a member of the Colorado Juniors and won the USAV National 17's Tournament in 2005. That year she led the team in hitting percentage.

Personal Born Jessica Ann Drexler on October 23, 1987 in Colorado Springs, Colo. Her parents are Stephen and Mary Ann Drexler of Monument, Colo. She has one younger sister, Kelly (16), and a younger brother, Alex (14). Her father played football at Drake University. Her cousin Alan Jackson ran cross country at Iowa and another cousin, John McNulty, played football was Kentucky. Her mother is one of 16 children so she has about 85 cousins and 150 people in her immediate family. Drexler lists snowboarding, skiing, all sports and reading as her hobbies. She was recruited by New Mexico, Kentucky, Denver, North Carolina State, Colorado State and Michigan State. Drexler chose Colorado for the beautiful campus, great players and coaches and its closeness to home.

Academics

Drexler intends to major in business at Colorado and is also interested in pre-law. After college, she hopes to pursue a career in sales. Drexler was named to the All-State Academic Second Team as a junior and senior.



EMILEE SISCO

6-4, Freshman, Outside Hitter

1 Enumclaw, Wash. (Enumclaw)

Aiu on Sisco: "Emilee did a great thing in graduating high school early and joining the team in January. She had a good spring and learned a lot and I think she is going to be ready to hit the ground running this fall."

High School Sisco was a state finalist for Wendy's High School Heisman as a senior. She set a South Puget Sound League record in kills in 2005 with 169 kills in 47 games (3.60 kpg). Sisco also recorded a school record 27 kills in a single match. During her senior campaign, she helped the Hornets to an 11-2 record and their first state tournament appearance in nine years. Sisco was named to the Volleyball All-Area Team and the Volleyball 2005 All-State Team-Western Washington. As a member of the Puget Sound Club Volleyball Team, she was named all-tournament at the Emerald City Classic. The PSVBC also participated in the junior Olympics

three times. Sisco was a member of the USAV High Performance Team for three years and was on the USAV A-3 Team. Sisco was a three-sport athlete, lettering twice in track and once in basketball. She recorded marks in the top 10 in the javelin and discus. Sisco participated in the state tournament in the javelin as a sophomore and the shot put as a junior.

Personal Born Emilee Nicole Sisco on March 24, 1988 in Dallas, Texas. Her parents are Jeff and Kristen Sisco of Enumclaw, Wash. She has an older brother Jeff (23) and older twin 19-year-old sisters, Sarah and Jaclyn. Sarah is on a music scholarship at USC, while Jaclyn has a music scholarship at Biola. She also has one younger sister, Gabbi (14), who is the varsity high school setter. Her father ran track at Baylor and her grandfather, Jack, played football at BU. Jack was a high school All-American and a two-time All-American for the Bears. He played professionally with the Detroit Lions and the Cleveland Browns. Sisco's great-grandfather, Robert D. "Jack" Sisco, was a three-sport athlete at Baylor (football, baseball, basketball). He went on to be the head football coach at Navy and North Texas State. Both Jack and Robert are in the Baylor Hall of Fame. Dennis Peschek, Sisco's uncle, played collegiate football at Western Washington. Sisco competes in equestrian competitions and has ridden hunter/jumper horses since she was six. She was also recruited by Stanford, Florida, Texas and Penn State. Sisco chose Colorado for the friendly atmosphere, the coaches and players and just knew it was the right place for her.

Academics


Sisco is an intergrated physiology major at Colorado and would like to be a veterinarian, orthodontist or specialize in some other type of medicine. She was named to the Big 12 Commissioner's Honor Roll in the springs of '06 with a 3.139 GPA. In high school, Sisco was a member of the National Honor's Society.

Sisco Honors
2005
Big 12 Commissioner's
Honor Roll - Fall



HEAD COACH PI'I AIU

STAFF



**Head Coach
Tenth Season
Kapa'a, Kauai, Hawai'i
Colorado**

Aiu's Check List

- ✓ 1997 Big 12 Coach-of-the-Year
- ✓ 1997 District V Coach-of-the-Year
- ✓ 163-104 Career Record (.610)
- ✓ 89-36 Home Record (.712)
- ✓ 46 Academic All-Conference Honors
- ✓ 21 All-Conference Honors
- ✓ Qualified For NCAA Tourney
All But One Season Season
- ✓ 23 Wins Over Ranked Teams

A staple in the University of Colorado volleyball program since its inception over two decades ago, Pi'i Aiu enters his 10th season as head coach of the Buffaloes in 2006.

In his nine years at the helm, Aiu has the second most wins in CU history, compiling a 163-104 mark for a .610 winning percentage. He has 23 of the 40 victories over ranked teams in program history and has seen his players rack up two All-America, two Academic All-America, four Academic All-District, 10 All-Region, 21 All-Conference and 46 Academic All-Conference honors.

Aiu's rookie season as head coach in 1997 saw him take a team that had compiled a 19-10 record the season before and guide them into the NCAA Sweet 16 for the first time in three years. The Buffs 22-9 record and No. 14 national ranking was good enough to earn him both the Big 12 Coach of the Year and the AVCA District V Coach of the Year awards.

In 1998, Aiu continued to take the program to new heights. CU held a top 10 ranking for 10 consecutive weeks, had a 10-match winning streak and had the highest powered offense in the history of the NCAA to that point. The Buffs became the first team in NCAA history to average over 19 kills per game and also set the NCAA assists-per-game record with a 17.45 average. Both marks are still No. 2 in the NCAA record book. To top it off, Aiu replaced perhaps the best class in the history of the program by signing *Volleyball Magazine's* No. 6 ranked recruiting class for the 1999 season.

His third season brought an 11th-straight postseason invitation. The Buffs again had one of the highest-powered offenses in the nation and his tutelage of setter Kelly Campbell made her a two-time All-American before her playing days were finished.

In Aiu's fourth year, the Buffs had one of the biggest turn-arounds of any sport in CU's history. Sitting at 8-9 halfway through the conference season, the Buffs tore it up for the second half of the conference season to finish 8-2, losing only to the top-ranked Huskers and a solid Kansas State team. CU stormed into the postseason for the 12th consecutive season, the 10th straight time to the NCAA Tournament. There they topped ACC Champion Georgia Tech in the first round and lost a tough five-game match to Colorado State, the No. 6 team in the nation, in the second round.

The 2001 season in many ways mirrored the 2000 season. The Buffs again qualified for the NCAA Tournament after a fourth- place finish in the country's premier conference. The Buffs knocked off American in the first round, before bowing out to Colorado State in five games for the second-straight season.

In 2002 CU recorded its 16th straight season with a record of .500 and above, but at 15-15, it was the first time since 1988 the team did not advance to the postseason.

The 2003 campaign proved to be one of his most rewarding as head coach. Coming off seventh place Big 12 finish, not much was expected of a young Buffaloes team that would feature 11 underclassmen. After being picked seventh in 2003 Big 12 Coaches Preseason Poll, CU finished 21-10 and tied for third in the final league standings. The most improved Big 12 team in 2003 in terms of league wins (+4 from 2002), the Buffaloes advanced to the sixth NCAA Tournament in Aiu's seven seasons.

Colorado once again advanced to the NCAA Tournament in 2004 despite a somewhat disappointing 14-14 season and sixth place Big 12 finish. The Buffaloes advanced to the NCAA's with the help of a pair of Top 20 wins during the early months of the season and the overall toughness of the Big 12 – seven league teams made the big dance, tying the Big Ten for the most in the nation.

In 2005, the Buffs defeated three top-25 teams, including a five-game victory against No. 8 Missouri. It was the second time under Aiu's tenure that CU has defeated a team



1997 REGION COACH OF THE YEAR



ranked in the top-10. The Buffs used a seven-match win streak to finish fifth in the league and earned another bid to the NCAA Tournament. The Buffs fell in four games to Colorado State.

Aiu has led the Buffaloes in to some pretty elite company on the national stage. CU is one of only 14 teams nationally to appear in 14 or more NCAA tournaments since the 1991 season.

All that he's accomplished as a head coach in nine years at CU doesn't really do justice to what he's done in his tenure with the program. He is the only person who has been associated with the program since its birth in 1986. As the head coach of the CU women's club team, head coach Brad Saindon asked Aiu to help out at tryouts that inaugural season. Aiu proved so helpful that he was asked to stay on as team manager, a role he had from 1986-88.

In 1989, Saindon took another big step with Aiu and named him the program's only assistant coach and he stayed the top assistant until the 1996 season. His primary responsibilities included coaching the middle blockers and calling out defensive and block schemes during matches.

After the 1996 season, Saindon stepped down to coach the Australian National Team, and opportunity came knocking at Aiu's door once again. He became the Buffs' third head coach on May 20, 1997.

Perhaps one of Aiu's greatest assets is his recruiting ability. Since 1997, when 2001 senior Sonja Russell was part of his first recruiting class as head coach at CU, Aiu has landed the No. 6 recruiting class in the country (1998), has seen seven players earn the prestigious Fab 50 selection from *Volleyball Magazine*, four earn All-America status from that same publication and six of his players have been their respective state's player of the year as a senior. Aiu's recruiting secret lies in Boulders famous Flatirons as he began the tradition of taking his recruits on rock climbing excursions.

"It's pretty effective when you can look down on the campus at the top of a climb and it's a tremendous team-building activity," Aiu says. "It teaches you to be comfortable with the people around you and it builds trust."

It became such a good trust-building opportunity, that Aiu took the entire 1998 team to Estes Park and climbed in Rocky



STAFF

Mountain National Park during preseason workouts. That trip was so successful that Aiu plans similar trips every other preseason, as the 2000 team traveled to Pagosa Springs, Colo., and also toured Mesa Verde National Park.

The last nine seasons at CU aren't Aiu's first stab at head coaching. In 1993, Aiu was chosen to coach the United States Deaf National Team that competed in the Deaf Olympics in Sofia, Bulgaria. That team won the silver medal, the first ever for an American men's volleyball team at that competition.

According to his players, Aiu has brought more than just the knowledge of the game to his team. Aiu and his assistants continually bring a newfound breath of fresh air to Colorado volleyball.

Players Under Aiu

Name	Seasons	Top Honor	Name	Seasons	Top Honor
Meghan Barkman	1999-02	All-Region	Lynsey Mann	2004-05	Academic All-Big 12
Allison Barnes	2001-04	Academic All-Big 12	Kelly Masumiya	2002-05	Big 12 Honor Roll
Shana Bowen	1997-99	Big 12 Honor Roll	Krislen Morgado	2003-05	Big 12 Honor Roll
Lara Bossow	2003-		Amber Nu'u	2003-	Big 12 Honor Roll
Alex Buth	2005-	Academic All-Big 12	Ashley Nu'u	2003-	All-Region honorable mention
Kelly Campbell	1997-99	All-American	Courtney Owens	1997-98	All-Big 12
Nicole Carr	2002-05	Academic All-Big 12	Haley Pilkington	2001	
Dana Crary	2005	Big 12 Honor Roll	Josee Roberge	1997-01	Academic All-Big 12
Brooke Donahue	2001		Sylvie Roberge	1997-00	Big 12 Honor Roll
Pi'ikea Dudoit	2001		Sonja Russell	1998-01	All-Big 12
Kristin Engelking	1997-99	All-Big 12	Maragda Santillana	2002-04	Big 12 Honor Roll
Sara Fredrickson	2000-02	Academic All-Big 12	Lauren Schaefer	2005-	Big 12 Honor Roll
Monique Gerlach	2000-03	All-Region	Melissa Schutz	1997-98	Academic All-Big 12
Elizabeth Gower	1999-02	All-Region	Lisa Small	1997-00	Academic All-Big 12
Allie Griffin	2002-05	All-America honorable mention	Kim Taskey	1999-02	Academic All-Big 12
Cory Hayes	1998-99	Big 12 Honor Roll	Ashley VenHorst	2005-	Big 12 Honor Roll
Drew Hays	2002		Monica Vesanovic	2000-03	Academic All-Big 12
Alison Koepke	1997	All-Big 12	Sara Villwock	2000-01	Academic All-Big 12
Sarah Lodge	1997-98	All-Region	Therese Viñal	2004-	Academic All-Big 12
Tegan Lynch	1997-98	All-Big 12	Austin Zimmerman	2003-	Big 12 Honor Roll



1997 BIG 12 COACH OF THE YEAR

"Pi'i has been a wonderful coach for us," former All-American Kelly Campbell said. "I am so thankful for the instruction he has given me on the court to help me to be a better player. I am most thankful for how much Pi'i cares for each one of us off the court. He offers himself as a coach and as a friend."

"One of the attributes about Coach Pi'i that has made it enjoyable for me to play for him is his ability to push us mentally and physically on the court," junior Therese Viñal said. "He is constantly challenging us and expecting us to give everything we've got solely for the good of the team. This is a team sport and he helps us to realize that by having us step outside ourselves to work hard for the team."

Aiu attended the University of Colorado until 1989 studying computer science after a short stint at Air Force. He played middle blocker for CU's club team from 1982-84 where he was named to the Rocky Mountain Region All-Star team. He then coached the CU women's club team from 1984-86 and all the while coached the Boulder Volleyball Club team. His 1992 BVC team won the 16's Regional Championship. He coached BVC until 1993 when he became the coach of the U.S. Deaf National team.

Pi'imauna David Aiu is a native of Kapa'a on the island of Kauai, Hawai'i. Fittingly enough, Pi'imauna means Mountain Climber in Hawai'ian. He graduated from Kamehameha High School in Honolulu, Hawai'i, and he is an avid outdoorsman and regularly participates in camping, hiking, rock climbing and fishing. Aiu married Holly Erjavec in January 2000 and the couple has a daughter, Kanoe Makali'i Kenna Aiu, 5, born February 10, 2001.

STAFF



Aiu vs. the Nation...

Opponent	Matches	Games
Air Force	2-0	6-2
American	2-0	6-0
Baylor	16-2	49-17
Bowling Green	1-0	3-0
Brigham Young	0-1	2-3
California	1-0	3-2
Cal State Northridge	1-0	3-0
Central Florida	2-0	6-0
Clemson	1-0	3-1
Colorado State	2-9	14-28
Creighton	1-0	3-1
Denver	6-0	18-2
Florida	0-1	0-3
Georgia	2-0	6-1
Georgia Tech	1-0	3-1
Hawai'i	0-3	1-9
Illinois	0-1	0-3
Illinois State	1-0	3-2
Iowa State	17-1	51-7
Kansas	11-7	41-24
Kansas State	7-11	29-41
Long Beach State	0-1	1-3
Loyola Marymount	1-1	3-3
Maine	2-0	6-0
Marquette	1-0	3-2
Maryland	1-0	3-0
Michigan	0-1	0-3
Missouri	10-8	34-31
Nebraska	2-16	9-50
New Mexico	1-0	3-0
New Mexico State	1-0	3-0
New Orleans	1-0	3-2
North Carolina	1-0	3-1
Northern Colorado	1-0	3-0
Notre Dame	3-0	9-0
Ohio State	0-1	2-3
Oklahoma	17-1	52-11
Oral Roberts	2-0	6-3
Oregon	1-1	3-3
Penn State	0-1	1-3
Pittsburgh	1-0	3-0
Rhode Island	1-0	3-0
St. Louis	1-0	3-0
St. Peter's	1-0	3-0
San Diego	1-0	3-2
San Francisco	1-0	3-0
San Jose State	1-0	3-0
Santa Clara	0-1	2-3
Southeast Missouri State	1-0	3-0
Southern Cal	0-1	2-3
Southwest Missouri State	1-0	3-1
Stanford	0-4	2-12
Tennessee Tech	1-0	3-0
Texas	7-11	32-37
Texas Arlington	1-0	3-1
Texas A&M	6-12	34-45
Texas Tech	15-3	49-24
UCLA	0-1	1-3
UCSB	0-1	1-3
Utah	1-2	5-6
Villanova	2-0	6-1
Washington State	1-0	3-1
Wisconsin	0-1	0-3
Wyoming	1-0	3-1

Aiu's Head Coaching Ledger

Year	Record	Pct.	Big 12	Pct.	Place	National Finish	Final Rank
1997	22-9	.710	16-4	.800	2nd	NCAA Sweet 16	14
1998	22-8	.733	14-6	.700	3rd	NCAA Second Round	17
1999	18-12	.600	12-8	.600	6th	NCAA First Round	21
2000	17-12	.586	12-8	.600	t-5th	NCAA Second Round	NR
2001	19-11	.633	13-7	.625	4th	NCAA Second Round	23
2002	15-15	.500	9-11	.450	7th	—	NR
2003	21-10	.677	13-7	.625	t-3rd	NCAA First Round	NR
2004	14-14	.500	9-11	.450	t-6th	NCAA First Round	NR
2005	15-13	.536	10-10	.500	5th	NCAA First Round	NR
TOTALS	163-104	.610	108-72	.600	—	8 NCAA Appearances	—

ASSISTANT COACH JIL THOMASON



**Assistant Coach
Seventh Season
Glen Ridge, N.J.
Wyoming '95**

Thomason's Check List

- ✓ Works With Setters At CU
- ✓ Has Coached A Pair Of All-District And All-Big 12 Setters In Her First Five Seasons At CU
- ✓ Has 183 Wins Under Her Belt As An Assistant Coach
- ✓ First-Team All-Region And All-WAC Setter At Wyoming
- ✓ Played Professional In The National Volleyball Association For The Utah Predators From 1995-975
- ✓ Led Wyoming To A 60-52 Mark As A Player

Jil Thomason begins her seventh season under the flatirons in 2006 as Colorado's top assistant and recruiting coordinator. She works with the Buffs' setters and assists in off-campus recruiting.

In her first six years, she has coached CU's setters to three All-Central Region and three All-Big 12 honors.

Thomason came to Boulder in 2000 via I-25 and the Boulder Turnpike as she helped guide the Denver Pioneers to a 26-28 mark from 1998-99 as an assistant coach. Working primarily with the setters, Denver had an impressive 18-11 showing during the program's first year in a Division I environment, which included a 13-3 record and third-place standing as a member of the Sun Belt Conference in 1999.

She arrived at Denver after a three-year stint as an assistant at the University of Utah. With the Utes she was responsible for coordinating recruiting, as well as on-court instruction where she worked primarily with the setters.

In addition to collegiate coaching experience, Thomason has an extensive background coaching various camps and club teams, including those at Colorado, Denver, Utah, Wyoming and Club Davis Volleyball. In January of 2005, Thomason served as an assistant coach on the "Bring It USA



European Exposure Tour" which features female volleyball players who have exhausted their NCAA eligibility and are looking to play professionally in Europe.

From 1995-97, Thomason played professionally for the Utah Predators of the National Volleyball Association.

A four-year starter at Wyoming, Thomason was a first-team all-WAC selection and a second-team all-West Region choice by the American Volleyball Coaches Association in 1994. As a senior, she led her team to the NCAA Tournament, where the Cowgirls took Washington to four games in a first-round loss, and was selected the team's MVP. At the conclusion of her career with the Cowgirls, Thomason was ranked in the top-10 in several career statistical categories.

The Glen Ridge, N.J., native earned a bachelor's degree in English from Wyoming in 1995. The former Jil Robins and her husband, Chance, reside in Louisville. The couple has two children, Isabel Mimi (5) and Josephine Didi (3) and is expecting their third in August 2006.




STAFF



ASSISTANT COACH ERIK SULLIVAN

STAFF



**Assistant Coach
Third Season
Encinitas, Calif.
UCLA '95**

Sullivan's Check List

- ✓ Two-Time US Olympian (2000 & 2004)
- ✓ Eight-Year National Team Member
- ✓ Best Defense Player In The World, 1998 World Championships
- ✓ Two-Time AVCA All-American At UCLA
- ✓ Two-Time NCAA Champion At UCLA



Erik Sullivan, a member of the 2004 USA Olympic men's volleyball team, is in his third year as an assistant coach with the Colorado volleyball program as he began his appointment with the Buffaloes on July 1, 2004. Sullivan works primarily with outside hitters and passing.

Sullivan, 32, played libero for Team USA at the 2004 Summer Olympic Games in Athens, Greece. His trip to Athens was his second Olympic tour of duty as he was a co-captain of Team USA at the 2000 Olympics in Sydney, Australia.

An eight-year veteran of the U.S. National Team, Sullivan's defensive successes are recognized around the globe. He earned Best Defensive Player in the World at the 1998 World Championships and that same year he earned the USA National Team's Tom Haine Players' Award. Sullivan was touted as the America's Cup Best Reception Player in 2000 and the Best Libero at the 2001 World Championship Qualifier. He was the Best Defensive Player at the 1997 NORCECA Zone Championships and the Best Reception Player at the 1999 NORCECA.

Sullivan's playing experience has also stretched to the professional ranks in Europe. His professional resume includes stints in Naefels, Switzerland (1995-97), Malaga, Spain (1999), Apeldoorn, The Netherlands (2000-01) and Odintsovo, Russia, (2003).

Back in the USA, Sullivan played professionally on the Bud Light Four-Man Volleyball Beach Tour from 1996-97. He was named the tour's Rookie of the Year in 1996 and was tabbed the tour's Left Side Player of the Year in 1997.



Sullivan served as director of the Pikes Peak Volleyball Club in Colorado Springs, Colo., from 2001-02 and served as coach of the club's 17 & Under contingent.

A two-time American Volleyball Coaches Association (AVCA) second-team All-American at UCLA, Sullivan guided the Bruins to a pair of national titles during his four-year playing career (1992-95). Sullivan finished his career as the UCLA's all-time leader in matches with 10 or more digs (25) and ranked second in career digs (747). As a senior in 1995, Sullivan captained the Bruins to an NCAA title while ranking ninth nationally in digs (2.5 dpg). He graduated from UCLA with a B.S. in Physiological Science in the spring of 1995.

A native of Encinitas, Calif., Sullivan is married to the former Amanda Heavner of Santa Barbara, Calif. The couple has a daughter, Shaye (4), and a newborn son, Cade, born August 11, 2006.

VOLLEYBALL SUPPORT STAFF



Erich Otto

Erich Otto Volunteer Assistant Coach • First Season

Erich Otto is in his first year as a volunteer assistant coach with the Colorado volleyball program. Otto, 36, was the varsity head coach at Silver Creek High School from 2003-05 in Longmont, Colo. He has also coached with the Flatirons Volleyball Club as the head coach of various age level national teams from 2000-06. Otto graduated from St. John's University in Collegeville, Minn. in 1992 with a bachelor's in physics. He also earned a bachelor's degree in electrical engineering from the University of Minnesota in 1993. A native of Minnesota, Otto also lived in Munich, Germany for two years. He has been coaching volleyball locally in Colorado for the past 10 years. Otto currently resides in Broomfield.



Kristi Davidson

Kristi Davidson Assistant Athletic Trainer • Second Season

Kristi Davidson is in her second year as an Assistant Athletic Trainer at Colorado joining the staff in the summer of 2005. Davidson spent two years as a Graduate Assistant Athletic Trainer at the University of Iowa where she worked with the football Hawkeyes as well as the men's and women's gymnastics teams. Davidson completed her master's degree in Recreational Sport Management in the spring of 2005. No stranger to Boulder, Davidson was an intern athletic trainer at CU during the 2002-03 school year working with football and track and field. Davidson earned her bachelor's degree in exercise & sport sciences from the University of Florida in 2002 where she was a member of the Dean's List and the President's List. Born Oct. 28, 1978 in Cleveland, Ohio, Davidson grew up in Venice, Fla., graduating from Venice High School in 1997. She enjoys exercising and spending time with friends and family.



Eric Smith

Eric Smith Equipment Manager • First Season

Eric Smith is in his first year as Olympic Sports equipment manager, as he joined the CU staff in November, 2005. Smith came to CU after six seasons at the University of Tulsa's Equipment Manager. He received his bachelor's degree in sport administration from the University of Southern Mississippi in 1999. While at USM, he was an intern in the equipment room from 1998-99. Smith graduated from Wesson High School in 1990.



Sarah Ramey

Sarah Ramey Assistant Speed-Strength & Conditioning Coach • Fourth Season

Sarah Ramey is in her fourth year as an assistant speed-strength and conditioning coach on the Colorado staff working primarily with volleyball, soccer, alpine skiing and assisting with football. Ramey, 26, worked one year as a graduate assistant at Kansas State, which followed a five-month internship with Mike Boyle Strength and Conditioning in Winchester, Mass. A former middle blocker at Wichita State, she earned her bachelor's degree in exercise science from WSU in May 2002. Ramey completed her master's in kinesiology from Kansas State in August 2004. Born May 14, 1980, in Sterling, Colo., she graduated from Andover (Kan.) High School, where she lettered in volleyball and basketball.



Michelle Rangel

Michelle Rangel Administrative Assistant • Fifth Season

Michelle Rangel is entering her fifth year as Colorado Volleyball's administrative assistant, but she is no stranger to the program as she has been coordinating the team's travel plans for five years. She came to CU from James TravelPoints, where she worked as the group travel coordinator, primarily for CU athletics. She has been in the travel industry for over 20 years including a 10-year stint with United Airlines. Rangel earned a bachelor's degree in Computer Networking from Regis University in May 2003. She holds various certifications including EMT Paramedics, Floral Arranging, and Computer Networking. A third generation Coloradoan, Rangel is married to Oscar Rangel, a native of Venezuela, and they have two girls, Alyssa (18), and Kelsey (15), both gymnasts. The family enjoys camping, hiking, four wheeling and fishing, while Rangel also loves to travel and is an avid reader.



Hope Williams

Hope Williams Academic Counselor • First Season

Hope Williams is in her first year as the assistant director for academic and international programs in the office of academic support. Williams earned her bachelor's degree in psychology from St. Ambrose in 1985. While in college, she played on the school's very first women's intercollegiate basketball team. Williams earned a 1st Degree Black Belt in Tae Kwon Do in Sept. 2003. Prior to joining the staff at Colorado, Williams served as the Director of Student-Athlete Support Services at the University of New Orleans since Jan. 2005. Before joining the staff at UNO, Williams was the Assistant Director and Academic Coordinator at the University of Iowa. Williams has two adult children, A.J. and Ebony and one granddaughter, Alivia Emani Denise.

STAFF



VOLLEYBALL SUPPORT STAFF



2006 Board of Regents: *Front Row (left to right):* Gail Schwartz, Steve Bosley (vice chair), Cindy Carlisle, Michael Carrigan. *Back Row:* Peter Steinhauer, Paul Schauer, Jerry Rutledge, Tom Lucero, Pat Hayes (chair).



Hank Brown
President

STAFF



G. P. "Bud" Peterson
Chancellor



Phil DiStefano
Provost



Ron Stump
VC/Student Affairs



David Clough
Faculty Rep



Mike Bohn
Athletic Director



Jon Burianek
Sr. Associate AD



Ceal Barry
Associate AD




David Hansburg
Associate AD



Jeff Lipton
Director of Business Planning



Chris May
Associate AD



David Plati
Associate AD



Jim Senter
Associate AD



Tom McGrath
Special Assistant to the AD



Kristin Colon
Assistant AD



Rugh Gebre-Mariam
Assistant AD



Bill Harris
Assistant AD



Charles Johnson
Assistant AD



John Krueger
Assistant AD



Julie Manning
Assistant AD



Rocko DeLuca
Buff Club Director



Bruce Fletcher
Director of Licensing



J.T. Galloway
Director of Equipment



Jamie Guy
Director of Sports Video



Prema Khanna
Director of Marketing



Dr. Eric McCarty
Director of Sports Medicine



Jeff Pitman
Director of Strength & Conditioning



Deric Swanson
Director of BuffVision



Lisa Van Goor
Director of Special Events



Steve Wells
Director of Coors Events Conference Center



Graham Brown
Ticket Office



Eric Pelloni
BuffVision/CUBuffs.com



Travis Prior
Cheer and Dance Coordinator



John Templeton
Audio Engineer



Meryl Wolff
Student Athletic Trainer



Athletic Director Mike Bohn

Mike Bohn was introduced as just the sixth athletic director in University of Colorado history on April 13, 2005, returning to the surroundings where he starred as a prep athlete before embarking on a journey that would take him all over the western half of the United States and finally back home.

Bohn, 45, came to Colorado from San Diego State University, where he left an indelible imprint in just 18 months as the Aztecs' director of athletics. He agreed to a 5-year contract with the Buffaloes.

He replaced Jack Lengyel, who served as interim athletic director for five months after Dick Tharp stepped down in November 2004 after holding the position since 1996. Tharp had followed three legendary men in CU athletic history, Harry Carlson (1927-65), Eddie Crowder (1965-84) and Bill Marolt (1984-96).

Aside from Lengyel, who came out of retirement to serve in an interim capacity, Bohn is the first person to be named CU athletic director without having previously worked within the CU system. Carlson and Crowder were coaches upon being named, Marolt returned to CU where he coached for 10 years before leaving for the U.S. Olympic ski team, and Tharp was a university attorney with strong CU-Boulder campus ties.

He accomplished a lot in his first 100 days on the job, from branching out into the community with Chancellor Phil DiStefano at town meetings, to implementing the *YOUR TEAM* campaign to raise significant funds for immediate scholarship and capital project needs. Several other creative ideas, especially in marketing including Ralphies' Kids Roundup, were established to create better ties with CU and area communities.

Those first 100 days were just the beginning, and just one year into his service to CU, he had made major improvements in fundraising, including the establishment of the Buff Club Cabinet, attendance in football and men's basketball, especially by students in the latter, and has worked to balance a budget by making tough but necessary cuts, guaranteeing the future success of Colorado's 16 intercollegiate sports.

Bohn's brief tenure at San Diego State featured many remarkable accomplishments, including the instilling of energy, enthusiasm, accountability and determination into the Aztec staff. Officially named SDSU athletic director on October 6, 2003, his immediate task was to unify the athletic department, the campus and the community of San Diego.

Bohn strategically and steadily restructured the SDSU athletic department with emphasis on fund raising, fiscal responsibility, compliance and academics.

Under his watch, San Diego State set a new single-game attendance record in football when more than 57,000 fans watched the Aztecs' win over Idaho State in the 2004 season opener. The average football attendance of 35,995 in 2004 was the best at the school since 1993, with the increase of 14,369 fans per game marking the third largest attendance jump in the country.

The enthusiasm spread to other sports. SDSU blanked Houston, 4-0, and set a college baseball record with a crowd of 40,106 on hand in the opener of San Diego's PETCO Park. When the Aztecs hosted Colorado State in a 2005 Big Monday basketball battle, SDSU set a school record with nearly 4,000 students crammed into Cox Arena for the event.

He landed the San Diego State position after serving five years as athletic director at the University of Idaho (1999-2003), where he first made his mark as a lead administrator in the area of transformation.

At Idaho, he developed projects for new facilities, increased community and corporate support, and produced balanced budgets for the department after inheriting an operation that had accumulated a deficit of over \$1 million.

During his five years in Moscow, he oversaw the transition of the Vandals to the Division I-A ranks from the Big Sky Conference. Under Bohn, Idaho began construction on the Vandal Athletics Center, the first facilities improvement for UI athletics in two decades. He was also the driving force behind a 20-percent increase in the Vandal Scholarship Fund and a \$350,000 surge in annual corporate support.

Between Idaho and San Diego State, Bohn hired 12 head coaches in all as well as several administrators.

Bohn prepared for his career goal of becoming a Division I athletic director entirely in the state of Colorado, his adopted "native" state despite being born in Illinois; he moved to Colorado with his family when he was 1-year old.

His first job in athletic administration came at the Air Force Academy, where he worked for the better part of nine years (1984-92). During his tenure in Colorado Springs, Bohn advanced from an intern to assistant athletic director. He served as executive director of the Blue and Silver Club, as well as other external operations throughout his stay at the academy. He played a major role in the increase of football season ticket sales from 6,000 to 20,000 and implemented a fundraising campaign that generated \$16 million for stadium improvements.

From 1992 to 1995, Bohn served as Director of Marketing for the College Football Association, where he worked for one of the most respected people in the history of college athletics, Chuck Neinas (the one-time Big Eight Conference commissioner). The CFA, the precursor to the current Bowl Championship Series, consisted of six major football conferences encompassing 67 universities. He created and developed the CFA "Good Works Team" which recognized significant off-the-field accomplishments in the area of community relations of 11 football student-athletes nationally (a team that is still selected today by the American Football Coaches Association).

Bohn was involved in many facets of the organization's operations, including the administration of a \$67 million television package involving ABC, ESPN and ESPN2. He also formulated a blueprint for the promotion and development of the image of college football as a whole.

He then moved on to Colorado State University, where he spent the next three years (1996-98) as an associate athletic director for the Rams. At CSU, he was responsible for all external revenue-producing operations, including ticket sales, fund raising through the Greater Ram Club, licensing, corporate sales, signage, capital campaigns and broadcasting rights fees, as well as special events.

Along with increasing revenue on several fronts, Bohn helped escalate student interest in CSU athletics while working with the Associated Students of Colorado State University.

He earned his bachelor's of arts degree from the University of Kansas in 1983, where he was recruited as a quarterback and also played baseball. He then graduated with a master's degree in sports administration from Ohio University in 1984. While earning his master's, he worked as a graduate assistant football coach for the Bobcats.

Bohn is a former member of the NCAA Championships Cabinet and the Division I-A Athletics Directors Association Executive Council. During his stay at Idaho, he was a member of the Big West Conference executive committee and served on the University of Idaho executive council.

Born November 16, 1960 in Hinsdale, Ill., he graduated from Boulder High School where he lettered in football, basketball and baseball. He is married to the former Kim Zeren, and the couple has two children, Michaelyn (22) and Brandon (20).

STAFF

President Hank Brown

Hank Brown was named the 21st president of the University of Colorado in June 2005, as he was advanced as the sole finalist for the position on an interim basis two months earlier and took over the reins of the university system on August 1, 2005.

Brown, 66, served in that interim capacity until May 12, 2006, when CU's Board of Regents officially named him as the permanent choice for the position. A national search produced Brown as the most qualified candidate to lead the university's three campuses in Boulder, Denver and Colorado Springs.

Since taking the helm at the University, among an impressive list of first year accomplishments, Brown freed up \$1 million by restructuring and reorganizing the system office, including eliminating 11 positions, appointing a treasurer, prohibited the use of state funds for alcohol purchases, revamped the University's accounting procedures, established "open hours" meetings, reinvested \$1 million from savings from the president's office into critical areas such as compliance and IT security and created a Blue Ribbon Commission on diversity.

Restoring trust by revitalizing a culture of openness, transparency and accountability has become a hallmark of his presidency, and he has led this cultural shift by example.

Additionally, the University has seen an upswing in several areas during his tenure. Out-of-state applications and fundraising both increased, and research funds increased by more than \$40 million from the previous year before he took over. He also launched a \$7.5 million Pioneer Fund campaign to raise matching funds for Pre-Collegiate graduate scholarships, raising a third of the funds in just six months.

Brown returned to his alma mater from the Daniels Fund, where he had served as president and Chief executive officer since July 1, 2002. The Daniels Fund is a billion dollar foundation left by the late cable entrepreneur, Bill Daniels, and in his first two years there, he reduced overhead by 35% and shifted \$2 million a year to increase grants and scholarships.

Prior to his employment with the Daniels Fund, Brown served as the 11th president at the University of Northern Colorado.

Before Brown entered higher education, he spent several years in public service as one of the state's most popular politicians. A republican, he served one term in the United States Senate, representing Colorado from 1991-97. That followed five consecutive terms (1981-91) in the U.S. House as Colorado's representative from the 4th Congressional District. He also served in the Colorado Senate from 1972-76. Brown was elected and re-elected to the House of Representatives by margins ranging from 69 to 74 percent, the highest in the history of the District. He was elected to the U.S. Senate by a 13 percent victory margin.

Brown was also vice president with Monfort of Colorado (Greeley) from 1969 to 1980. He is both an attorney and a certified public accountant.

He earned his Bachelor's degree in Accounting from the University of Colorado-Boulder in 1961. As an undergraduate, he participated for three years in wrestling and was also a member of the freshman football team in addition to serving as CU's student body president.

He earned a Juris Doctorate degree from the University of Colorado Law School in 1969. While in Washington, Brown earned a Master of Law Degree in 1986 from George Washington University. In 1988, he passed the exam to become a C.P.A.

Brown also served his country, as he was in the United States Navy from 1962-66, achieving the rank of lieutenant. He volunteered for service in Vietnam and was decorated for his combat service as a forward air controller.

Brown was born February 12, 1940 in Denver and moved with his family to northern California, graduating from Menlo-Atherton High School where he lettered in football, wrestling and tennis. He starred as a prep wrestler, as he was the state runner-up as a junior and the state champion as a senior in the 191-pound classification. His father, Harry, was also an accomplished wrestler, as he was the national runner-up at Iowa State in the late 1930s.

He and his wife Nan live in Denver and they have three adult children, Harry, Christy, and Lori; and two grandchildren, Lilly and Hank.



UNIVERSITY ADMINISTRATION

Chancellor G.P. "Bud" Peterson

George P. "Bud" Peterson is in his first year as Chancellor of the University of Colorado at Boulder, assuming the position on July 15, 2006.

Peterson, 53, came to CU from Rensselaer Polytechnic Institute (RPI) in Troy, N.Y., where he had served as provost for the previous six years.

As Chancellor, Dr. Peterson is the chief academic and administrative officer of the CU-Boulder campus. Throughout his career, he has played an active role in helping to establish the national education and research agendas, serving on numerous industry, government and academic task forces and committees.

Dr. Peterson attended Kansas State University and earned a Bachelor of Science degree in Mechanical Engineering in 1975 and a second Bachelor's degree in Mathematics in 1977. In 1980, he earned his third degree from the school, as he received his Master of Science in Engineering.

In 1985 he received a Doctorate in Mechanical Engineering from Texas A&M University. He served as a Visiting Research Scientist at the NASA Johnson Space Center before returning to Texas A&M as a faculty member in the Mechanical Engineering Department, where he conducted research and taught courses in thermodynamics and heat transfer. He was later named the Halliburton Professor of Mechanical Engineering and the College of Engineering's Tenneco Professor. While at Texas A&M, he held leadership

positions as Head of the Mechanical Engineering Department, Executive Associate Dean of the College of Engineering, and Associate Vice Chancellor for the Texas A&M University System. In 1993-94, he served as Program Director for the Thermal Transport and Thermal Processing Division of the National Science Foundation.

A Fellow of both the American Society of Mechanical Engineers and the American Institute of Aeronautics and Astronautics, Dr. Peterson is the author or co-author of 12 books or book chapters, 150 refereed journal articles, more than 150 conference publications and holds eight patents. He is a member of several professional organizations and the recipient of numerous national and international honors and awards for both teaching and research.

A student-athlete as an undergraduate at Kansas State, he earned three letters in football, playing wide receiver between 1972-74, starting as a junior and senior. He caught 30 passes for 359 yards in his career and was considered the best blocker among all of the Wildcat receivers.

Peterson was born September 1, 1952 in Prairie Village, Kansas, a suburb of Kansas City. He lettered in football, basketball and track at Shawnee Mission East High School and joined the KSU football team as a walk-on. He and his wife, Valerie, have four grown children, Keith, Emily, Brennan and Sean.

Provost Phil DiStefano

Dr. Philip DiStefano returned to his role as provost of the University of Colorado at Boulder campus this past summer after serving the school well for 19 months as interim chancellor.

He was promoted in December 2004 to chancellor, and guided the campus through some of its toughest times in history, helping to restore transparency and public trust in the school. He made several key hires, including that of current CU athletic director Mike Bohn.

In the role of provost, which he initially held for five years as "second-in-command" to the chancellor, he serves as the chief operating officer for most campus academic matters.

In a campus reorganization of oversight of intercollegiate athletics, which went into effect July 1, 2004, the athletic director reported to him. But DiStefano was no stranger to CU athletics, or intercollegiate athletics for that matter.

He served five years as the University of Colorado's faculty representative to the Big 12 Conference, as he assumed the role on June 1, 2000, and held it until appointing Dr. David Clough to the position in the spring of 2005.

DiStefano, 59, was just the fifth faculty representative to serve in that capacity for CU since 1947, as he replaced Dr. Jim Corbridge, who held the position from 1989 until his retirement in the spring of 2000. He was also the vice chancellor of academic affairs, as he was promoted to that position in July 1998, after serving on an interim basis for 10 months.

He came to CU in 1974 from the Ohio State University, where he earned his Doctorate in Philosophy in Humanities Education in June of that year. While at OSU, he spent three years as a teaching and research associate in humanities education.

DiStefano's first position at CU was that of an assistant professor for curriculum and

instruction. He held that appointment for six years, and was promoted to associate professor with tenure in 1981. In June 1986, he was named professor of curriculum and instruction, a position he has maintained as vice chancellor. Also within that time frame, he served as an associate dean (1984-85) and as the director of graduate studies (1985-86).

In July 1986, he was named the Dean for the School of Education, a post he would hold for the next 10 years. In September 1996, he was appointed as the associate vice chancellor for academic affairs, serving in that role for one year until assuming his vice chancellor duties on an interim basis in September 1997.

He earned his bachelor's degree from Ohio State in humanities education in 1968, and received his master's in secondary education (English) from West Virginia University in 1971.

He was born September 21, 1946 in Steubenville, Ohio, and graduated from Steubenville Catholic Central High School. He is married to the former Yvonne Pasquarella, and the couple has three daughters, Gia, Nicole and Jennifer.

A life long sports enthusiast, one of his childhood and life-long friends is former major league baseball player Rich Donnelly, who is currently the third base coach for the Milwaukee Brewers (and served the Colorado Rockies in a similar capacity for three-plus seasons).

He is very active in the Boulder community, serving on the board of directors of the Chamber of Commerce as well as the Rotary Club. His hobbies include reading mysteries and biographies.

Faculty Rep David Clough

David Clough, professor of chemical and biological engineering, is in his second year as the University of Colorado's Faculty Athletic Representative (FAR) to the Big 12 Conference, as he was named to the position in March 2005.

Dr. Clough, 60, replaced Phil DiStefano, who had served in the role from June 1, 2000 until just shortly after his appointment as interim chancellor for the Boulder campus in 2005. Clough is only the sixth FAR in CU history, joining a very prestigious list: Walter Franklin (1947-1948), Warren Thompson (1949-1966), William Baughn (1967-1989), James Corbridge (1989-2000) and DiStefano (2000-2005).

Dr. Clough has had a significant impact on engineering education at CU-Boulder and beyond through career-long efforts to enhance the learning of engineering students. He has pioneered active- and cooperative-learning techniques in the College of Engineering and Applied Science, and in 1989 he originated the concept of the Integrated Teaching and Learning Laboratory (ITLL).

He also has been involved with student-athletes for a long time, as he's had a relationship with the CU athletic department for over 25 years. He played an integral role in Rhodes Scholarship candidacy of former football player Jim Hansen, an Academic All-American who was awarded the Rhodes in 1993; he is now teaching at M.I.T. and the two remain best of friends.

Dr. Clough received his bachelor's degree from the Case Institute of Technology (now Case Western Reserve University) in 1968 and his master's from CU-Boulder in 1969, both in chemical engineering. He worked as an engineer for E. I. du Pont de Nemours & Co., Inc., from 1969 to 1972 before returning to CU-Boulder to earn his doctorate in 1975. He joined the faculty of the Department of Chemical Engineering at that time.

From 1986 to 1992 he served as the college's associate dean for academic affairs, playing a role in a number of important initiatives, including the Gemmill Engineering

Library, the Herbst Humanities Program, and the ITLL. From 1993 through 1999, he was associate chair of the Department of Chemical Engineering and was responsible for significant improvements to the department's undergraduate advising program.

Known for his willingness to experiment with new educational concepts and technology, Dr. Clough has worked to reform traditional lecture classes into an interactive workshop format that greatly enhances the learning of students. Through these efforts, he has helped to reshape the way engineering is taught. The student-run Engineering Excellence Fund unanimously chose Dr. Clough as the first recipient of the Sullivan-Carlson Inspiration in Teaching Award in 1998. His students honored him with the AIChE Undergraduate Teaching Award three times (1996, 1997, 1998) and the college's Outstanding Advisor Award in 1993. He also has been given the college's Hutchinson Teaching Award and Peters Service Award. He received the first Boulder Faculty Assembly Teaching Award in 1980 and the Boulder Campus Outstanding Advisor Award in 1996. His merit as an educator has also been recognized outside CU, as in 1995, the American Society for Engineering Education (Rocky Mountain Section) presented him with its first Outstanding Educator Award.

In April 2000, he received the college's Distinguished Engineering Alumnus Award in the Education category. It recognized his significant impact on engineering education through pioneering the active learning concept for the ITLL, and in leading the college in changing traditional lecture courses to an active learning format.

He and his wife, Sydney, have four grown children, Astrid, William, Rodney and Damon. Dr. Clough's father, John W. Clough, was a chemical engineer, and his two brothers are retired engineers. The Clough family established a scholarship endowment in engineering at CU in honor of John Clough, who died in 1994.

STAFF

2006 OPPONENTS



DENVER

Aug. 25, 7 p.m.
Boulder, Colo.



Beth Kuwata



School Information

Location..... Denver, Colo.
Founded..... 1864
Enrollment..... 9,808
Nickname..... Pioneers
Colors..... Crimson & Gold
Conference..... Sun Belt
Arena (Capacity)..... Hamilton
Gymnasium (2,500)
Chancellor..... Robert D. Coombe
Athletic Director..... Peg Bradley-Doppes

Sports Information

Volleyball SID..... TBA
Office..... 303-871-4990
Home..... TBA
E-Mail..... TBA
Fax..... 303-871-3890
Press Row Phone..... 303-871-2689
Website..... www.denverpioneers.com
Mailing Address..... 2201 East
Asbury Ave.
Denver, CO 80208

Coaching Staff

Head Coach..... Beth Kuwata
Office Phone..... 303-871-3944
Record at DU (years)..... 145-155 (10)
Career Record (years)..... 172-188 (12)
Assistant Coach..... Todd Nelson
Assistant Coach..... Billy Hardison

Team Information

First Season..... 1983
All-Time Record..... 322-425
Best Postseason Finish..... N/A
2005 Record..... 17-11
2005 Conference..... 8-4
2005 Postseason..... N/A
Final Ranking..... N/A
Letterwinners Returning/Lost..... 9/5
Starters Returning/Lost..... 4/2

Key Returners (2005 stats)

Lisa Hunter, 6-0, Sr., OH
(.247, 3.91 kpg, 1.56 dpg)
Kim Muller, 6-0, Sr., OH
(.307, 2.99 kpg, 1.12 bpg)
Kerry Porter, 6-1, So., MB
(.325, 2.55 kpg, 1.01 bpg)

Series Information

Overall..... CU leads 7-1
Last Meeting..... 9/1/04 (CU won 3-1)
Current series streak..... CU won 7
Longest CU win streak..... 7

UCLA

Sept. 1, 8:30 p.m.
Honolulu, Hawai'i



Andy Banachowski



School Information

Location..... Los Angeles, Calif.
Founded..... 1919
Enrollment..... 37,500
Nickname..... Bruins
Colors..... Blue and Gold
Conference..... Pacific-10
Arena (Capacity)..... Pauley Pavilion
(12,800)
Chancellor..... TBA
Athletic Director..... Dan Guerrero
SWA..... Petrina Long

Sports Information

Volleyball SID..... Amy Hughes
Office..... 310-206-8123
Cell..... 310-709-9671
E-Mail..... asymons@ucla.edu
Fax..... 310-825-8664
Press Row Phone..... 310-825-1899
Website..... www.uclabruins.com
Mailing Address..... PO Box 24044
Los Angeles, CA 90024-0044

Coaching Staff

Head Coach..... Andy Banachowski
Office Phone..... 310-206-6839
Record at UCLA (years)..... 1,004-266 (39)
Career Record (years)..... 1,004-266 (39)
Assistant Coach..... Kim Jagd

Team Information

First Season..... 1965
All-Time Record..... 1,004-266
Best Postseason Finish..... NCAA
Champion
2005 Record..... 20-11
2005 Conference..... 10-8 (t-5th)
2005 Postseason..... NCAA Region
Semifinal
Final Ranking..... 15th
Letterwinners Returning/Lost..... 16/2
Starters Returning/Lost..... 5+Libero/1

Key Returners (2005 stats)

Rachell Johnson, 5-11, Jr., OH/MB
(3.12 kpg, 0.68 dpg, 0.63 bpg)
Nana Meriwether, 6-1, Sr., MB
(3.05 kpg, 0.53 dpg, 1.73 bpg)
Kaitlin Sather, 6-1, So., OH
(3.81 kpg, 2.55 dpg)

Series Information

Overall..... UCLA leads 2-0
Last Meeting..... 8/30/02 (UCLA won 3-1)
Current series streak..... UCLA won 2
Longest CU win streak..... 0

HAWAII

Sept. 2, 11 p.m.
Honolulu, Hawai'i



Dave Shoji



School Information

Location..... Honolulu, HI
Founded..... 1907
Enrollment..... 19,081
Nickname..... Rainbow Wahine
Colors..... Green, Black, White & Silver
Conference..... Western Athletic
Arena (Capacity)..... Stan Steriff Center
(10,300)
President..... David McClain
Athletic Director..... Herman Franzier
SWA..... Marilyn Moniz-Kaho'ohanohano

Sports Information

Volleyball SID..... Pakalani Bello
Office..... 808-956-7506
Cell..... 808-291-9234
E-Mail..... Pakalani@hawaii.edu
Fax..... 808-956-4470
Press Row Phone..... N/A
Website..... http://hawaiiathletics.com
Mailing Address..... UH Sports Media
Relations Office
1337 Lower Campus Rd.
Honolulu, HI 96822-2370

Coaching Staff

Head Coach..... Dave Shoji
Office Phone..... 808-956-6229
Record at UH (years)..... 897-157-1 (31)
Career Record (years)..... 897-157-1 (31)
Assistant Coach..... Kari Ambrozich
Assistant Coach..... Mike Sealy

Team Information

First Season..... 1974
All-Time Record..... 906-159-1
2005 Record..... 27-7
2005 Conference..... 16-0
2005 Postseason..... NCAA Regional
Semifinal
Final Ranking..... 9th
Letterwinners Returning/Lost..... 13/3
Starters Returning/Lost..... 5/2+libero

Key Returners (2005 stats)

Kanoe Kamana'o, 5-7, Sr., S
(13.85 apg, 2.69 dpg, 1.02 bpg)
Sarah Mason, 6-3, Sr., RS
(3.72 kpg, 1.51 dpg, 0.70 bpg)
Tara Hittle, 6-0, Jr., OH
(2.06 kpg, 2.93 dpg)

Series Information

Overall..... UH leads 4-0
Last Meeting..... 12/2/04 (UH won 3-1)
Current series streak..... UH won 4
Longest CU win streak..... 0

FLORIDA

Sept. 3, 8:30 p.m.
Honolulu, Hawai'i



Mary Wise



School Information

Location..... Gainesville, Fla.
Founded..... 1853
Enrollment..... 48,432
Nickname..... Gators
Colors..... Orange & Blue
Conference..... Southeastern
Arena (Capacity)..... O'Connell Center
(12,000)

President..... Bernie Machen
Athletic Director..... Jeremy Foley
Assoc. AD/
Women's Sports..... Lynda Tealer

Sports Information

Volleyball SID..... Mike Vietti
Office..... 352-375-4683 ext. 6120
Cell..... 352-278-0522
E-Mail..... mikev@gators.uua.ufl.edu
Fax..... 352-375-4809
Press Row Phone..... 352-367-1801
Website..... www.gatorzone.com
Mailing Address..... PO Box 14485
Gainesville, FL 32604

Coaching Staff

Head Coach..... Mary Wise
Office Phone..... 352-375-4683 ext. 5510
Record at UF (years)..... 492-51 (15)
Career Record (years)..... 573-114 (19)
Associate Head Coach..... Nick Cheronis
Assistant Coach..... Ryan Theis

Team Information

First Season..... 1984
All-Time Record..... 648-151
Best Postseason Finish..... NCAA Finals
2005 Record..... 33-3
2005 Conference..... 15-1 (t-1st-East)
2005 Postseason..... NCAA Region Final
Final Ranking..... 3rd
Letterwinners Returning/Lost..... 10/2
Starters Returning/Lost..... 4+libero/2

Key Returners (2005 stats)

Marcie Hampton, 6-1, Jr., OH
(.243, 2.80 kpg, 3.13 dpg)
Angie McGinnis, 5-11, Jr., S
(13.46 apg, 2.35 dpg, 0.57 bpg)
Kisya Killingsworth, 6-3, Jr., MB
(.407, 2.45 kpg, 1.30 bpg)

Series Information

Overall..... UF Leads 1-0
Last Meeting..... 11/25/05 (UF won 3-0)
Current series streak..... UF won 1
Longest CU win streak..... 0

OPPONENTS



2006 OPPONENTS

2006 Colorado Invitational



Sept. 7-9 Coors Events Conference Center



Schedule:

Thursday, Sept. 7
Cincinnati vs. Colorado
7 p.m.

Friday, Sept. 8
Southern Miss.
vs. Central Conn. St.
11 a.m.

Cincinnati vs.
Southern Miss.
5 p.m.

Central Conn. St.
vs. Colorado
7 p.m.

Saturday, Sept. 9
Southern Miss.
vs. Colorado
11 a.m.

Central Conn. St.
vs. Cincinnati
1 p.m.

CINCINNATI

Sept. 7, 7 p.m.
Boulder, Colo.



Reed Sunahara



School Information

Location Cincinnati, Ohio
Founded 1819
Enrollment 35,244
Nickname Bearcats
Colors Red and Black
Conference BIG EAST
Arena (Capacity) Fifth Third Arena (13,176)
President Dr. Nancy L. Zimpher
Athletic Director Mike Thomas

Sports Information

Volleyball SID Shawn Sell
Office 513-556-0618
Cell 513-317-7003
E-Mail shawn.sell@uc.edu
Fax 513-556-0619
Press Row Phone NA
Website www.UCBearcats.com
Mailing Address Richard E Lindner Center, 2751 O'Varsity Way, Room 860, University of Cincinnati Cincinnati, OH 45221-0021

Coaching Staff

Head Coach Reed Sunahara
Office Phone 513-556-0570
Record at UC (years) 139-56 (6)
Career Record (years) 158-96 (8)
Assistant Coach Steve Aird
Assistant Coach Chrissy Smith

Cincinnati Team Information

First Season 1972
All-Time Record 730-453-8
Best Postseason Finish NA
2005 Record 20-12
2005 Conference 9-5 (t-4th)
2005 Postseason DNP
Final Ranking NR
Letterwinners Returning/Lost 8/2
Starters Returning/Lost 5+libero/1

Key Returners (2005 stats)

Jenny Custer, Jr., RS/Opp (3.13 kpg, 2.00 dpg, 0.81 bpg)
Natalie Dossman, Jr., DS (1.86 dpg)
Mayanna Hellsten, Sr., MB (2.14 kpg, 0.32 dpg, 0.89 bpg)

Series Information

Overall First Meeting

CENTRAL CONNECTICUT

Sept. 8, 7 p.m.
Boulder, Colo.



Linda Sagnelli



School Information

Location New Britain, Conn.
Founded 1849
Enrollment 12,000
Nickname Blue Devils
Colors Blue and White
Conference Northeast
Arena (Capacity) Detrick Gymnasium (2,654)
President Dr. Jack Miller
Athletic Director Charles "C.J." Jones
SWA Amy Strickland

Sports Information

Volleyball SID TBA
Office 860-832-3089
Cell TBA
E-Mail TBA
Fax 860-832-3084
Press Row Phone NA
Website www.ccsbluedevils.com
Mailing Address 1615 Stanley Street New Britain, CT 06050

Coaching Staff

Head Coach Linda Sagnelli
Office Phone 860-832-3056
Record at CU (years) 98-78 (6)
Career Record (years) 226-260 (20)
Assistant Coach Greg Shell

Team Information

First Season 1986
All-Time Record 274-385
Best Postseason Finish Conference Tournament Finalist
2005 Record 18-8
2005 Conference 5-3
2005 Postseason DNP
Final Ranking NR
Letterwinners Returning/Lost 7/5
Starters Returning/Lost 3/3

Series Information

Overall First Meeting

SOUTHERN MISSISSIPPI

Sept. 9, 11 a.m.
Boulder, Colo.



Ricci Luyties



School Information

Location Hattiesburg, MS
Founded 1910
Enrollment 16,050
Nickname Golden Eagles
Colors Black and Gold
Conference Conference USA
Arena (Capacity) Reed Green Coliseum (8,095), Payne Center (500)
President Dr. Shelby F. Thames
Athletic Director Richard Giannini

Sports Information

Volleyball SID Shirley Hill
Office 601-266-4503
Home 601-264-2659
E-Mail Shirley.jones-hill@usm.edu
Fax 601-266-4507
Press Row Phone 601-266-5428
Website www.SouthernMiss.com
Mailing Address 118 College Dr., #5161, Hattiesburg, MS 39406-0001

Coaching Staff

Head Coach Ricci Luyties
Office Phone 601-266-6220
Record at USM (years) 13-39 (2)
Career Record (years) 13-39 (2)
Assistant Coach Nicki Green
Assistant Coach Jazzmien Stephens

Team Information

First Season 1979
All-Time Record 338-555
Best Postseason Finish NA
2005 Record 6-19
2005 Conference 0-14 (12th)
2005 Postseason DNP
Final Ranking NR
Letterwinners Returning/Lost 7/5
Starters Returning/Lost 4+Libero/2

Key Returners (2005 stats)

Ashley Petrinc, 6-0, So., OH (2.58 kpg, 2.24 dpg)
Morgan Johnson, 6-0, So., MB (2.53, 2.29 kpg, 0.83 bpg)
Stevi Cherry, 5-10, So., OH (2.57 kpg, 2.24 dpg)

Series Information

Overall First Meeting

OPPONENTS

2006 OPPONENTS



BAYLOR

Oct. 18, 6 p.m. ■ Waco, Texas
Nov. 22, 7 p.m. ■ Boulder, Colo.



Jim Barnes



Nicole LeBlanc

School Information

Location.....Waco, Texas
Founded.....1845
Enrollment.....13,937
Nickname.....Bears
Colors.....Green & Gold
Conference.....Big 12
Arena (Capacity).....Ferrell Center (6,000)
President.....Dr. John M. Lilley
Athletic Director.....Ian McCaw
SWA.....Nancy Post

Sports Information

Volleyball SID.....Russell Reneau
Office.....254-710-4049
Cell.....254-749-1659
E-Mail.....Russell_Reneau@baylor.edu
Fax.....254-710-1369
Press Row.....254-710-3955
Website.....www.baylorbears.com
Mailing Address.....150 Bear Run
Waco, TX 76711

Coaching Staff

Head Coach.....Jim Barnes
Office Phone.....254-710-3034
Record at BU (years).....27-36 (2)
Career Record (years).....190-134 (10)
Assistant Coaches.....Geno Frugoli,
Candice O'Brien

Team Information

First Season.....1975
All-Time Record.....397-577
Best Postseason Finish.....NCAA
First Round
2005 Record.....15-17
2005 Conference.....6-14 (9th)
2005 Postseason.....DNP
Final Ranking.....NR
Letterwinners Returning/Lost.....7/7
Starters Returning/Lost.....2+libero/4

Key Returners (2005 stats)

Desiree Guilliard-Young, 6-5, Sr., MB
(2.54 kpg, 1.85 bpg)
Nicole LeBlanc, 6-1, Sr., OH
(3.42 kpg, 2.89 dpg)
Kristen Schramek, 5-9, Jr., L/OH
(3.43 dpg)

Series Information

Overall.....Colorado leads 19-2
Last Meeting.....11/12/05 (CU won 3-0)
Last BU win.....10/4/00 (3-0)
Current series streak.....CU won 11
Longest CU win streak.....11

2006 Schedule

Aug. 25.....#vs. UC-Davis
Aug. 26.....#vs. Montana
Aug. 26.....#at California
Sept. 1.....\$LOUISIANA-MONROE
Sept. 1.....\$NEW MEXICO
Sept. 2.....\$HOUSTON
Sept. 2.....\$ARKANSAS-LITTLE ROCK
Sept. 5.....at Texas State
Sept. 8.....%vs. Arkansas State
Sept. 8.....%at Stephen F. Austin
Sept. 9.....%vs. Tennessee State
Sept. 9.....%vs. Houston
Sept. 13.....*KANSAS STATE
Sept. 16.....*at Iowa State
Sept. 20.....*TEXAS TECH
Sept. 27.....*at Missouri
Sept. 30.....*NEBRASKA
Oct. 4.....*at Oklahoma
Oct. 6.....*at Texas
Oct. 11.....*TEXAS A&M
Oct. 14.....*at Kansas
Oct. 18.....*COLORADO
Oct. 21.....*IOWA STATE
Oct. 28.....*MISSOURI
Nov. 1.....*at Texas A&M
Nov. 4.....*TEXAS
Nov. 6.....TEXAS A&M-CORPUS CHRISTI
Nov. 8.....*at Kansas State
Nov. 11.....*at Texas Tech
Nov. 15.....*KANSAS
Nov. 18.....*at Nebraska
Nov. 22.....*at Colorado
Nov. 25.....*OKLAHOMA
#-Berkeley, Calif.; \$-Waco, Texas;
%-Nacogdoches, Texas

Series Records

Kills
3-Game 24, R. Wacholder, 11/22/96
4-Game 27, M. Gerlach, 9/18/02
5-Game 28, K. Engelking, 9/25/99
Attacks
3-Game 47, R. Wacholder, 11/22/96
4-Game 49, S. Villwock, 11/11/00
5-Game 49, S. Bowen, 9/25/99
Assists
3-Game 51, As. Nu'u, 9/25/04
4-Game 59, E. Gower, 9/18/02
5-Game 71, K. Campbell, 9/25/99

Aces
3-Game 6, S. Bowen, 10/26/96
4-Game 5, M. Gerlach, 11/11/00
5-Game 4, E. Gower 9/25/99
Digs
3-Game 13, T. Vinal, 9/25/04
13, M. Gerlach, 10/11/03
4-Game 27, S. Russell, 11/11/00
5-Game 25, S. Russell, 10/31/01
Blocks
3-Game 9, K. Engelking, 11/15/98
4-Game 9, M. Barkman, 9/22/01
5-Game 6, M. Barkman, 10/31/01

IOWA STATE

Oct. 11, 7 p.m. ■ Boulder, Colo.
Nov. 25, 12 p.m. ■ Ames, Iowa



Christy Johnson



Katie Churm

School Information

Location.....Ames, Iowa
Founded.....1858
Enrollment.....23,709
Nickname.....Cyclones
Colors.....Cardinal & Gold
Conference.....Big 12
Arena (Capacity).....Hilton Coliseum
(14,092)
President.....Dr. Gregory L. Geoffrey
Athletic Director.....Jamie Pollard
SWA.....Dr. Calli Sanders

Sports Information

Volleyball SID.....Matt Shoultz
Office.....515-294-1393
Cell.....515-520-7642
E-Mail.....mshoultz@iastate.edu
Fax.....515-294-0558
Press Row Phone.....515-294-6178
Website.....www.cyclones.com
Mailing Address.....1800 S. Fourth Street
Jacobson Bldg
Ames, IA 50011

Coaching Staff

Head Coach.....Christy Johnson
Office Phone.....515-294-7079
Record at ISU (years).....16-15 (1)
Career Record (years).....16-15 (1)
Assistant Head Coaches.....Joe Lynch,
Dawn Sullivan

Team Information

First Season.....1973
All-Time Record.....571-591-10
Best Postseason Finish.....NCAA
Second Round
2005 Record.....16-15
2005 Conference.....9-11 (t-6th)
2005 Postseason.....DNP
Final Ranking.....NR
Letterwinners Returning/Lost.....10/4
Starters Returning/Lost.....5+libero/1

Key Returners (2005 stats)

Erin Boeve, 6-2, Jr., MB
(.199, 2.37 kpg, 0.88 bpg)
Katie Churm, 5-7, Sr., DS/L
(0.38 sagg, 4.35 dpg)
Katie Jessen, 5-11, Sr., OH
(3.26 kpg, 2.11 dpg)
Nicole Lorenzen, 5-10, Sr., OH
(2.44 kpg, 2.50 dpg, 0.65 bpg)

Series Information

Overall.....Colorado leads 38-8
Last Meeting.....10/26/05 (CU won 3-0)
Last ISU win.....9/28/05 (3-0)
Current series streak.....CU won 1
Longest CU win streak.....18

2006 Schedule

Aug. 25.....#vs. Chicago State
Aug. 26.....#vs. Drake
Aug. 26.....#at Iowa
Aug. 30.....NORTHERN IOWA
Sept. 1.....\$at UC-Irvine
Sept. 2.....\$vs. Michigan
Sept. 3.....\$vs. San Diego
Sept. 6.....UMKC
Sept. 8.....%VALPARAISO
Sept. 9.....%SOUTH DAKOTA STATE
Sept. 16.....*BAYLOR
Sept. 20.....*at Nebraska
Sept. 23.....*OKLAHOMA
Sept. 27.....*at Kansas State
Sept. 30.....at Kansas
Oct. 3.....*TEXAS
Oct. 7.....*MISSOURI
Oct. 11.....*at Colorado
Oct. 14.....*at Texas Tech
Oct. 18.....*TEXAS A&M
Oct. 21.....*at Baylor
Oct. 25.....*KANSAS STATE
Nov. 1.....*at Missouri
Nov. 4.....*KANSAS
Nov. 8.....*NEBRASKA
Nov. 12.....*at Texas A&M
Nov. 15.....*TEXAS TECH
Nov. 18.....*at Texas
Nov. 22.....*at Oklahoma
Nov. 25.....*COLORADO
#-Iowa City, Iowa, \$-Irvine, Calif.,
%-Ames, Iowa

Series Records

Kills
3-Game 18, R. Wacholder, 10/8/94
4-Game 25, R. Wacholder, 11/24/95
5-Game 28, K. Downey, 11/25/94
Attacks
3-Game 49, R. Wacholder, 10/8/94
4-Game 106, R. Wacholder, 11/24/95
5-Game 80, R. Wacholder, 11/25/94
Assists
3-Game 48, K. Campbell, 11/6/99
4-Game 66, T. Seiler, 11/5/94
5-Game 58, T. Seiler, 11/25/94
58, Sh. Wolfe, 10/14/95

Aces
3-Game 6, K. Downey, 10/16/93
4-Game 3, M. Kohler, 10/28/89
3, St. Wolfe, 11/26/93
5-Game 4, W. Callahan, 11/20/87
Digs
3-Game 29, A. Smith, 9/4/86
4-Game 41, K. Downey, 11/5/94
5-Game 33, R. Wacholder, 10/14/95
Blocks
3-Game 9, M. Barkman, 10/1/99
4-Game 8, L. Williams, 11/5/94
8, A. Koepke, 11/24/95
5-Game 11, A. Koepke, 10/14/95

OPPONENTS



2006 OPPONENTS

KANSAS

Sept. 23, 7 p.m. ■ Boulder, Colo.
Nov. 8, 6 p.m. ■ Lawrence, Kan.



Ray Bechard



Emily Brown

School Information

Location.....Lawrence, Kan.
Founded.....1866
Enrollment.....28,849
Nickname.....Jayhawks
Colors.....Crimson & Blue
Conference.....Big 12
Arena (Capacity).....Horejsi Athletics Center (1,300)
Chancellor.....Dr. Robert Hemenway
Athletic Director.....Lew Perkins
SWA.....Kelly Landry Mehrtens

Sports Information

Volleyball SID.....Laura Lesko
Office.....785-864-7942
Cell.....785-865-6084
E-Mail.....lesko@ku.edu
Fax.....785-864-7944
Press Row Phone.....785-864-0169
Website.....www.kuathletics.com
Mailing Address.....1651 Naismith Drive
Room 104, Lawrence, KS 66045

Coaching Staff

Head Coach.....Ray Bechard
Office Phone.....785-864-7989
Record at KU (years).....138-108 (8)
Career Record (years).....854-168 (21)
Assistant Coaches.....Jill Jones Stucky,
Christi Posey

Team Information

First Season.....1975
All-Time Record.....532-538-12
Best Postseason Finish.....NCAA
2nd Round
2005 Record.....15-15
2005 Conference.....7-13 (8th)
2005 Postseason.....NCAA 1st Round
Final Ranking.....NR
Letterwinners Returning/Lost.....8/4
Starters Returning/Lost.....3+libero/3

Key Returners (2005 stats)

Emily Brown, 6-2, Jr., RS/S (2.99 kpg)
Jana Correa, 6-0, Sr., OH (3.60 kpg)
Jamie Mathewson, 5-8, Sr., L (3.32 dpg)
Savannah Noyes, 6-3, Sr., MB (1.69 kpg)

Series Information

Overall.....Colorado leads 31-9
Last Meeting.....11/2/05 (CU won 3-1)
Last CU win.....11/2/05 (3-1)
Current series streak.....CU won 1
Longest CU win streak.....26

2006 Schedule

Aug. 25.....@vs. TBD
Aug. 26.....@vs. TBD
Aug. 29.....UMKC
Sept. 1.....#at Temple
Sept. 2.....#vs. Maine
Sept. 2.....#vs. Rutgers
Sept. 7.....\$BYU
Sept. 9.....\$ARKANSAS
Sept. 13.....*at Nebraska
Sept. 16.....*TEXAS
Sept. 20.....*TEXAS A&M
Sept. 23.....*at Colorado
Sept. 27.....*at Texas Tech
Sept. 30.....*IOWA STATE
Oct. 4.....*at Missouri
Oct. 7.....*at Oklahoma
Oct. 11.....*KANSAS STATE
Oct. 14.....*BAYLOR
Oct. 21.....*at Texas A&M
Oct. 25.....*OKLAHOMA
Oct. 28.....*TEXAS TECH
Nov. 1.....*at Texas
Nov. 4.....*at Iowa State
Nov. 8.....*COLORADO
Nov. 15.....*at Baylor
Nov. 18.....*MISSOURI
Nov. 22.....*NEBRASKA
Nov. 25.....*at Kansas State
@-Tuscaloosa, Ala., #-Philadelphia, Pa., \$-Lawrence, Kan.

Series Records

Kills
3-Game 22, K. Engelking, 11/27/99
4-Game 28, K. Downey, 11/15/91
5-Game 25, A. Griffin, 10/1/05
Attacks
3-Game 45, R. Wacholder, 9/28/96
4-Game 61, K. Downey, 11/15/91
5-Game 62, M. Santillana, 10/24/03
Assists
3-Game 61, K. Campbell, 11/27/99
4-Game 73, N. Vranesh, 10/18/91
73, N. Vranesh, 11/15/91
5-Game 68, A. Nu'u, 10/1/05

Aces
3-Game 5, C. Owens, 10/4/98
4-Game 5, J. Sherlock, 11/7/87
5-Game 3, M. Gerlach, 9/25/02
Digs
3-Game 19, N. Vranesh, 10/20/90
4-Game 28, St. Wolfe, 11/15/91
5-Game 19, N. Carr, 10/24/03
Blocks
3-Game 10, M. Barkman, 11/24/01
4-Game 9, K. Zabransky, 11/15/91
5-Game 11, M. Barkman, 9/13/00

KANSAS STATE

Oct. 7, 6 p.m. ■ Manhattan, Kan.
Nov. 1, 7 p.m. ■ Boulder, Colo.



Suzie Fritz



Sandy Werner

School Information

Location.....Manhattan, Kan.
Founded.....1863
Enrollment.....22,762
Nickname.....Wildcats
Colors.....Purple & White
Conference.....Big 12
Arena (Capacity).....Ahearn Field House (5,000)
President.....Dr. Jon Wefald
Athletic Director.....Tim Weiser
SWA.....Dr. Laura Tietjen

Sports Information

Volleyball SID.....Randy Peterson
Office.....785-532-7975
Cell.....785-587-7769
E-Mail.....rspete12@k-state.edu
Fax.....785-532-6093
Press Row Phone.....TBA
Website.....www.k-statesports.com
Mailing Address.....1800 College Ave
Bramlage Coliseum, Suite 37
Manhattan, KS 66052

Coaching Staff

Head Coach.....Suzie Fritz
Office Phone.....785-532-5935
Record at KSU (years).....112-44 (5)
Career Record (years).....112-44 (5)
Associate Head Coach.....Jeff Grove
Assistant Coach.....Justin Ingram

Team Information

First Season.....1974
All-Time Record.....611-495-11
Best Postseason Finish.....NCAA
Region Semifinals
2005 Record.....21-11
2005 Conference.....11-9 (4th)
2005 Postseason.....NCAA 2nd Round
Final Ranking.....24th
Letterwinners Returning/Lost.....9/4
Starters Returning/Lost.....4+libero/2

Key Returners (2005 stats)

Sandy Werner, 5-11, Sr., OH (3.46 kpg, 0.95 dpg, 0.66 bpg)
Rita Liliom, 6-0, Jr., OH (2.45 kpg, 2.25 dpg, 0.38 bpg)
Stacey Spiegelberg, 6-0, Jr., S (1.13 kpg, 12.45 apg, 1.83 dpg, 0.83 big)

Series Information

Overall.....Colorado leads 23-16
Last Meeting.....11/16/05 (KSU won 3-2)
Last CU win.....10/12/05 (3-2)
Current series streak.....KSU won 1
Longest CU win streak.....14

2006 Schedule

Aug. 25.....lat Fresno State
Aug. 26.....lvs. Santa Clara
Aug. 26.....lvs. Pacific
Sept. 1.....#WICHITA STATE
Sept. 2.....#LIPSCOMB
Sept. 2.....#MONTANA STATE
Sept. 6.....DRAKE
Sept. 8.....\$at Northern Iowa
Sept. 9.....\$vs. Notre Dame
Sept. 9.....\$vs. Alabama
Sept. 13.....*at Baylor
Sept. 20.....*MISSOURI
Sept. 22.....*at Texas A&M
Sept. 27.....*IOWA STATE
Sept. 30.....*at Texas
Oct. 4.....*at Nebraska
Oct. 7.....*COLORADO
Oct. 11.....*at Kansas
Oct. 14.....*OKLAHOMA
Oct. 18.....*TEXAS TECH
Oct. 21.....*at Missouri
Oct. 25.....*at Iowa State
Oct. 28.....*NEBRASKA
Nov. 1.....*at Colorado
Nov. 4.....*TEXAS A&M
Nov. 8.....*BAYLOR
Nov. 11.....*at Oklahoma
Nov. 15.....*TEXAS
Nov. 22.....*at Texas Tech
Nov. 25.....*KANSAS
!-Fresno, Calif., !-Manhattan, Kan., \$-Cedar Falls, Iowa

Series Records

Kills
3-Game 22, S. Lodge, 11/15/97
4-Game 29, C. Owens, 11/27/98
5-Game 29, A. Griffin, 10/12/05
Attacks
3-Game 44, K. Downey, 11/22/91
4-Game 81, C. Owens, 11/27/98
5-Game 53, S. Bowen, 11/3/99
Assists
3-Game 56, K. Campbell, 11/15/97
4-Game 72, K. Campbell, 11/7/98
5-Game 67, K. Campbell, 9/27/96

Aces
3-Game 5, St. Wolfe, 10/23/93
5, R. Wacholder, 11/19/94
4-Game 6, J. Sherlock, 10/16/87
5-Game 3, K. Masumiya, 10/12/05
Digs
3-Game 16, S. Russell, 10/11/00
4-Game 26, T. Murray, 11/4/88
5-Game 22, K. Campbell, 9/27/96
Blocks
3-Game 11, L. Bossow, 9/15/04
4-Game 10, M. Barkman, 10/2/99
5-Game 7, L. Schaefer, 10/12/05

OPPONENTS

2006 OPPONENTS



MISSOURI

Sept. 13, 7 p.m. ■ Boulder, Colo.
Nov. 4, 5:30 p.m. ■ Columbia, Mo.



Wayne Kreklow



Jessica Vander Kooi

School Information

Location..... Columbia, Mo.
Founded..... 1839
Enrollment..... 27,003
Nickname..... Tigers
Colors..... Old Gold & Black
Conference..... Big 12
Arena (Capacity)..... Hearnese Center
(13,611)
President..... Dr. Elson S. Floyd
Athletic Director..... Michael Alden
SWA..... Sarah Reesman

Sports Information

Volleyball SID..... Tom Lewis
Office..... 573-884-9486
Cell..... 573-424-9447
E-Mail..... tvlewis@mizzou.edu
Fax..... 573-882-4720
Press Row Phone..... 573-882-1764
Website..... www.mutigers.com
Mailing Address..... 260 Hearnese Center
PO Box 677
Columbia, MO 65205

Coaching Staff

Head Coach..... Wayne Kreklow
Office Phone..... 573-882-0726
Record at MU (years)..... 25-5 (2)
Career Record (years)..... 292-34 (8)
Associate Head Coach..... Susan Kreklow
Assistant Coaches..... Deng Yang

Team Information

First Season..... 1972
All-Time Record..... 493-438-44
Best Postseason Finish..... NCAA
Regional Final
2005 Record..... 25-5
2005 Conference..... 16-4 (3rd)
2005 Postseason NCAA Regional Final
Final Ranking..... 8th
Letterwinners Returning/Lost..... 7/3
Starters Returning/Lost..... 3+libero/3

Key Returners (2005 stats)

Jessica Vander Kooi, 6-2, Sr., OH
(3.42 kpg, 2.77 dpg, 0.99 bpg)
Tatum Ailes, 5-6, Jr., L
(0.12 sapp, 4.12 dpg)
Nicole Wilson, 6-3, Sr., MB
(3.16 kpg, .415, 1.26 bpg)

Series Information

Overall..... Colorado leads 30-9
Last Meeting..... 10/29/05 (CU won 3-2)
Last CU win..... 10/29/05 (3-2)
Current series streak..... CU won 1
Longest CU win streak..... 25
(10/30/87-10/16/99)

2006 Schedule

Aug. 25..... #at Long Beach State
Aug. 26..... #vs. Villanova
Aug. 26..... #vs. Alabama State
Aug. 29..... ARKANSAS-LITTLE ROCK
Sept. 1..... \$vs. Valparaiso
Sept. 2..... \$vs. Idaho
Sept. 2..... \$at Notre Dame
Sept. 7..... %vs. Santa Clara
Sept. 8..... %vs. Penn State
Sept. 13..... *at Colorado
Sept. 16..... *TEXAS A&M
Sept. 20..... *at Kansas State
Sept. 23..... *TEXAS
Sept. 27..... *BAYLOR
Sept. 30..... *at Texas Tech
Oct. 4..... *KANSAS
Oct. 7..... *at Iowa State
Oct. 11..... *NEBRASKA
Oct. 18..... *at Oklahoma
Oct. 21..... *KANSAS STATE
Oct. 25..... *at Nebraska
Oct. 28..... *at Baylor
Nov. 1..... *IOWA STATE
Nov. 4..... *COLORADO
Nov. 11..... *at Texas
Nov. 15..... *OKLAHOMA
Nov. 18..... *at Kansas
Nov. 22..... *at Texas A&M
Nov. 25..... *TEXAS TECH
#-Long Beach, Calif., \$South Bend, Ind.,
%-Austin, Texas

Series Records

Kills
3-Game 22, S. Russell, 11/25/00
4-Game 24, K. Engelking, 10/31/98
5-Game 21, S. Salgado, 10/22/88
Attacks
3-Game 50, S. Russell, 11/7/01
4-Game 54, R. Wacholder, 11/8/95
5-Game 50, K. Taskey, 9/28/02
Assists
3-Game 66, E. Gower, 11/25/00
4-Game 57, K. Campbell, 9/25/98
5-Game 57, A. Nu'u, 10/29/05

Aces
3-Game 5, R. Wacholder, 10/21/94
4-Game 3, K. Bunce, 11/8/95
3, A. Koepke, 11/8/95
5-Game 5, L. Bossow, 10/29/05
Digs
3-Game 22, K. Downey, 11/20/93
4-Game 19, T. Lynch, 10/31/98
5-Game 24, N. Carr, 11/22/03
Blocks
3-Game 8, L. Soulliere, 11/3/89
4-Game 9, M. Barkman, 10/17/01
5-Game 8, L. Soulliere, 10/22/88

NEBRASKA

Oct. 14, 6 p.m. ■ Lincoln, Neb.
Nov. 11, 7 p.m. ■ Boulder, Colo.



John Cook



Christina Houghtelling

School Information

Location..... Lincoln, Neb.
Founded..... 1869
Enrollment..... 22,000
Nickname..... Cornhuskers
Colors..... Scarlet & Cream
Conference..... Big 12
Arena (Capacity)..... Nebraska Coliseum
(4,030)
Chancellor..... Harvey Perlman, J.D.
Athletic Director..... Steve Pederson

Sports Information

Volleyball SID..... Shamus McKnight
Office..... 402-472-7772
Cell..... 402-540-0268
E-Mail..... smcknight@huskers.com
Fax..... 402-472-2005
Press Row Phone..... 402-472-5300
Website..... www.huskers.com
Mailing Address..... One Memorial Stadium
Lincoln, NE 68588-0123

Coaching Staff

Head Coach..... John Cook
Office Phone..... 402-472-8251
Record at NU (years)..... 187-13 (6)
Career Record (years)..... 348-86 (12)
Assistant Coaches..... Lee Maes,
Charlene Tagaloa

Team Information

First Season..... 1975
All-Time Record..... 966-288-11
Best Postseason Finish..... NCAA
Champions (1995, 2000)
2005 Record..... 33-2
2005 Conference..... 19-1 (1st)
2005 Postseason NCAA Runner-up
Final Ranking..... 2nd
Letterwinners Returning/Lost..... 8/3
Starters Returning/Lost..... 4/2

Series Records

Kills
3-Game 18, C. Owens, 11/25/98
4-Game 25, T. Murray, 10/14/89
5-Game 27, S. Lodge, 10/8/97
Attacks
3-Game 60, C. Owens, 11/25/98
4-Game 65, K. Downey, 11/26/94
5-Game 66, St. Wolfe, 11/27/93
Assists
3-Game 48, K. Campbell, 10/9/96
4-Game 67, N. Vranesh, 11/28/92
5-Game 73, N. Vranesh, 10/13/93

Key Returners (2005 stats)

Christina Houghtelling, 6-2, Sr., OH
(.364, 3.69 kpg, 2.49 bpg, 1.03 bpg)
Sarah Pavan, 6-5, Jr., OH
(.357, 3.82 kpg, 1.24 bpg)
Jordan Larson, 6-2, So., OH
(2.82 kpg, 2.79 dpg)
Maggie Griffin, 6-0, Jr., S
(7.49 apg, 1.59 dpg)

Series Information

Overall..... Nebraska leads 40-5
Last Meeting..... 11/23/05 (NU won 3-0)
Last CU win..... 10/28/97 (3-0)
Current series streak..... NU won 16
Longest CU win streak..... 2
(10/8/97 to 10/28/97)

2006 Schedule

Aug. 29..... SAN DIEGO
Sept. 1..... #ST. MARY'S
Sept. 2..... #MIDDLE TENNESSE
Sept. 3..... #LONG BEACH STATE
Sept. 8..... %TBA
Sept. 13..... *KANSAS
Sept. 16..... *at Oklahoma
Sept. 20..... *IOWA STATE
Sept. 23..... *TEXAS TECH
Sept. 24..... at Creighton
Sept. 30..... *at Baylor
Oct. 4..... *KANSAS STATE
Oct. 7..... *at Texas A&M
Oct. 11..... *at Missouri
Oct. 14..... *COLORADO
Oct. 18..... *at Texas
Oct. 25..... *MISSOURI
Oct. 28..... *at Kansas State
Nov. 1..... *at Texas Tech
Nov. 4..... *OKLAHOMA
Nov. 8..... *at Iowa State
Nov. 11..... *at Colorado
Nov. 15..... *TEXAS A&M
Nov. 18..... *BAYLOR
Nov. 22..... *at Kansas
Nov. 25..... *TEXAS
#Lincoln, Neb., %Lincoln, Neb.

OPPONENTS



2006 OPPONENTS

OKLAHOMA

Sept. 30, 7 p.m. ■ Boulder, Colo.
Nov. 18, 8 p.m. ■ Norman, Okla.



Santiago Restrepo



Joanna Schmitt

TEXAS

Sept. 20, 5:30 p.m. ■ Austin, Texas
Oct. 28, 7 p.m. ■ Boulder, Colo.



Jerritt Elliott



Brandy Magee

School Information

Location Norman, Okla.
Founded 1890
Enrollment 30,477
Nickname Sooners
Colors Crimson & Cream
Conference Big 12
Arena (Capacity) McCasland Field House (2,000)
President David Boren
Athletic Director Joe Castiglione
SWA Stephanie Rempé

Sports Information

Volleyball SID Jessica Summers
Office 405-325-3672
Cell 405-213-6735
E-Mail jsummers@ou.edu
Fax 405-325-7623
Press Row Phone N/A
Website www.soonersports.com
Mailing Address 180 West Brooks Room 235 Norman, OK 73019

Coaching Staff

Head Coach Santiago Restrepo
Office Phone 405-325-8364
Record at OU years 19-39 (2)
Career Record 149-112 (7)
Assistant Coaches Kelly Files, Steve Loeswick

Team Information

First Season 1974
All-Time Record 545-590-7
Best Postseason Finish NCAA First Round
2005 Record 17-22
2005 Conference 2-18 (11th)
2005 Postseason N/A
Final Ranking NR
Letterwinners Returning/Lost 11/2
Starters Returning/Lost 5+libero/1

Key Returners (2005 stats)

Julie Chester, 5-10, Jr., S (7.45 apg, 1.52 dpg, 0.40 bpg)
Joanna Schmitt, 5-10, Sr., OH (3.27 kpg, 2.28 dpg, 0.52 bpg)
Elaine Santos, 6-2, Sr., MB (.277, 3.86 kpg, 1.57 bpg)

Series Information

Overall Colorado leads 34-10
Last Meeting 10/22/05 (CU won 3-0)
Last OU win 10/16/04 (3-2)
Current series streak CU won 3
Longest CU win streak 14

2006 Schedule

Aug. 25 #ARKANSAS
Aug. 26 #IDAHO
Aug. 26 #NORTH CAROLINA
Sept. 1 \$at Wisconsin
Sept. 2 \$vs. Oregon State
Sept. 2 \$vs. South Dakota State
Sept. 6 ORAL ROBERTS
Sept. 8 %vs. Sam Houston
Sept. 8 %at North Texas
Sept. 9 %vs. Texas Southern
Sept. 13 *at Texas A&M
Sept. 16 *NEBRASKA
Sept. 23 *at Iowa State
Sept. 27 *TEXAS
Sept. 30 *at Colorado
Oct. 4 *BAYLOR
Oct. 7 *KANSAS
Oct. 11 *at Texas Tech
Oct. 14 *at Kansas State
Oct. 18 *MISSOURI
Oct. 21 *at Texas
Oct. 25 *at Kansas
Oct. 28 *TEXAS A&M
Oct. 31 TEXAS CHRISTIAN
Nov. 4 *at Nebraska
Nov. 8 *TEXAS TECH
Nov. 11 *KANSAS STATE
Nov. 15 *at Missouri
Nov. 18 *COLORADO
Nov. 21 *IOWA STATE
Nov. 25 *at BAYLOR
#- Norman, Okla., \$- Madison, Wis., %-Denton, Texas

Series Records

Kills
3-Game 22, R. Wacholder, 9/28/94
4-Game 24, T. Murray, 11/24/89
24, R. Wacholder, 11/15/95
5-Game 36, S. Lodge, 11/2/96
Attacks
3-Game 54, R. Wacholder, 9/28/94
4-Game 79, R. Wacholder, 11/15/95
5-Game 80, S. Lodge, 11/2/96
Assists
3-Game 75, K. Campbell, 10/31/97
4-Game 64, K. Campbell, 10/11/96
5-Game 86, K. Campbell, 11/2/96

Aces
3-Game 4, St. Wolfe, 10/14/92
4, A. Barnes, 11/23/02
4-Game 5, S. Lodge, 11/15/95
5-Game 5, 3X last A. Buth, 9/24/05
Digs
3-Game 20, N. Vranesh, 10/26/93
20, S. Lodge, 10/31/97
4-Game 20, T. Murray, 11/18/89
5-Game 26, S. Lodge, 11/2/96
Blocks
3-Game 7, J. Zumerchik, 11/18/92
7, M. Barkman, 11/17/01
4-Game 10, L. Soulliere, 11/24/89
5-Game 8, J. Sherlock, 9/29/88

School Information

Location Austin, Texas
Founded 1883
Enrollment 39,669
Nickname Longhorns
Colors Burnt Orange & White
Conference Big 12
Arena (Capacity) Gregory Gymnasium (4,400)
President Dr. William Powers, Jr.
SWA Christine Plonsky

Sports Information

Volleyball SID TBA
Office TBA
Cell TBA
E-Mail TBA
Fax 512-471-6040
Press Row Phone 512-232-4971
Website www.texasports.com
Mailing Address 327 Belmont Hall Austin, TX 78713

Coaching Staff

Head Coach Jerritt Elliott
Office Phone 512-471-9148
Record at UT (years) 105-48 (5)
Career Record (years) 156-58 (7)
Assistant Coaches Tonya Johnson, Brian Hosfeld

Team Information

First Season 1974
All-Time Record 906-329-14
Best Postseason Finish NCAA Champions (1988)
2005 Record 24-5
2005 Conference 17-3 (2nd)
2005 Postseason NCAA Second Round
Final Ranking 15
Letterwinners Returning/Lost 11/1
Starters Returning/Lost 5+libero/0

Series Records

Kills
3-Game 19, M. Gerlach, 10/10/01
4-Game 22, M. Gerlach, 11/5/02
5-Game 40, S. Lodge, 11/28/97
Attacks
3-Game 41, C. Owens, 10/18/97
4-Game 56, St. Wolfe, 10/9/93
5-Game 76, S. Russell, 11/20/99
Assists
3-Game 56, K. Campbell, 10/18/97
4-Game 73, K. Campbell, 11/20/98
5-Game 88, K. Campbell, 11/28/97

Key Returners (2005 stats)

Laticia Armstrong, 6-1, MB, Jr. (.356, 3.19 kpg, 1.36 bpg)
Brandy Magee, 6-2, Sr., MB (.377, 3.24 kpg, 1.10 bpg)
Michelle Moriarty, 5-10, Jr., S (13.38 apg, 1.87 dpg, 0.63 bpg)

Series Information

Overall Texas leads 16-8
Last Meeting 11/9/05 (UT won 3-2)
Last CU win 11/19/03 (3-0)
Current series streak UT won 4
Longest CU win streak 3

2006 Schedule

Aug. 25 #at Wisconsin
Aug. 26 #vs. TBD
Sept. 1 \$at Pepperdine
Sept. 2 \$vs. Cal Poly
Sept. 2 \$vs. Long Island
Sept. 7 %SANTA CLARA
Sept. 8 %PENN STATE
Sept. 13 *TEXAS TECH
Sept. 16 *at Kansas
Sept. 20 *COLORADO
Sept. 23 *at Missouri
Sept. 30 *KANSAS STATE
Oct. 3 *at Iowa State
Oct. 6 *BAYLOR
Oct. 13 *at Texas A&M
Oct. 18 *NEBRASKA
Oct. 21 *OKLAHOMA
Oct. 25 *at Texas Tech
Oct. 28 *at Colorado
Nov. 1 *KANSAS
Nov. 4 *at Baylor
Nov. 8 *TEXAS A&M
Nov. 11 *MISSOURI
Nov. 15 *at Kansas State
Nov. 18 *IOWA STATE
Nov. 25 *at Nebraska
#-Madison, Wis.; \$Maibu, Calif., %Austin, Texas

Aces
3-Game 4, N. Carr, 10/4/03
4-Game 4, St. Wolfe, 10/9/93
5-Game 4, S. Lodge, 11/30/96
Digs
3-Game 21, S. Russell, 11/14/01
4-Game 25, N. Vranesh, 10/9/93
5-Game 29, T. Lynch, 10/17/98
Blocks
3-Game 7, 3X last M. Barkman, 10/16/02
4-Game 10, M. Barkman, 11/22/00
5-Game 15, L. Soulliere, 11/17/89

OPPONENTS

2006 OPPONENTS



TEXAS A&M

Sept. 27, 7 p.m. ■ Boulder, Colo.
Oct. 25, 5:30 p.m. ■ College Station, Texas



Laurie Corbelli



Chrisi Hahn

School Information

Location College Station, Texas
Founded 1876
Enrollment 46,587
Nickname Aggies
Colors Maroon & White
Conference Big 12
Arena (Capacity) G. Rolie White Coliseum (7,800)
President Dr. Robert M. Gates
Athletic Director Bill Byrne
SWA Mona Osborne

Sports Information

Volleyball SID Debbie Darrah
Office 979-845-3218
Cell 979-777-2600
E-Mail ddarrah@athletics.tamu.edu
Fax 979-845-0564
Press Row Phone 979-845-0006
Website www.aggieathletics.com
Mailing Address PO Box 30017
College Station, TX 77842-3017

Coaching Staff

Head Coach Laurie Corbelli
Office Phone 979-845-3266
Record at A&M (years) 294-118 (13)
Career Record (years) 394-224 (20)
Associate Head Coach John Corbelli
Assistant Coach Robyn Romansky

Team Information

First Season 1975
All-Time Record 783-421-2
Best Postseason Finish NCAA Region Finals
2005 Record 16-14
2005 Conference 9-11 (1-6th)
2005 Postseason NCAA 1st Round
Final Ranking NR
Letterwinners Returning/Lost 7/6
Starters Returning/Lost 3/3

Key Returners (2005 stats)

Chrisi Hahn, 6-0, Sr., RS/MB (.325, 2.87 kpg, 0.84 bpg)
Jen Moore, 5-6, Jr., DS (1.34 dpg)
Lindsey Yon, 6-0, So., OH (1.76 kpg, 2.04 dpg)

Series Information

Overall Texas A&M leads 15-6
Last Meeting 11/19/05 (A&M won 3-2)
Last CU win 10/16/05 (3-2)
Current series streak A&M won 1
Longest CU win streak 2

2006 Schedule

Aug. 25 #at Colorado State
Aug. 26 #vs. Missouri State
Aug. 26 #vs. Morgan State
Sept. 1 \$vs. LSU
Sept. 2 \$at St. Louis
Sept. 3 \$vs. Minnesota
Sept. 8 %LOYOLA-CHICAGO
Sept. 8 %McNESSE STATE
Sept. 13 *OKLAHOMA
Sept. 16 *at Missouri
Sept. 20 *at Kansas
Sept. 22 *KANSAS STATE
Sept. 27 *at Colorado
Oct. 4 *TEXAS TECH
Oct. 7 *NEBRASKA
Oct. 11 *at Baylor
Oct. 13 *TEXAS
Oct. 18 *at Iowa State
Oct. 21 *KANSAS
Oct. 25 *COLORADO
Oct. 28 *at Oklahoma
Nov. 1 *BAYLOR
Nov. 4 *at Kansas State
Nov. 8 *at Texas
Nov. 12 *IOWA STATE
Nov. 15 *at Nebraska
Nov. 18 *at Texas Tech
Nov. 22 *MISSOURI

#-Fort Collins, Colo., \$-St. Louis, Mo.,
%-College Station, Texas

Series Records

Kills
3-Game 24, S. Russell, 11/1/00
4-Game 31, St. Wolfe, 9/18/94
5-Game 27, A. Griffin, 9/24/03
Attacks
3-Game 60, S. Russell, 11/1/00
4-Game 73, St. Wolfe, 9/18/94
5-Game 64, C. Owens, 11/21/98
Assists
3-Game 59, E. Gower, 11/1/00
4-Game 66, K. Campbell, 10/16/98
5-Game 67, E. Gower, 10/3/01

Aces
3-Game 3, R. Wacholder, 11/29/96
4-Game 4, C. Owens, 10/16/98
5-Game 4, A. Barnes, 9/21/02
4, T. Vinal, 11/19/05
Digs
3-Game 17, L. Small, 11/1/00
4-Game 27, K. Downey, 9/18/94
5-Game 24, S. Russell, 10/3/01
Blocks
3-Game 10, A. Koepke, 10/17/97
10, M. Barkman, 11/1/00
4-Game 7, K. Engelking, 10/23/99
5-Game 7, 3X last L. Bossow, 11/19/05

TEXAS TECH

Sept. 16, 6 p.m. ■ Lubbock, Texas
Oct. 21, 7 p.m. ■ Boulder, Colo.



Nancy Todd



Philister Sang

School Information

Location Lubbock, Texas
Founded 1923
Enrollment 29,000
Nickname Red Raiders
Colors Scarlet & Black
Conference Big 12
Arena (Capacity) United Spirit Arena (15,050)
President Dr. Jon Whitmore
Athletic Director Gerald Myers
SWA Dr. Judi Henry

Sports Information

Volleyball SID Tracy Lorg
Office 806-742-2771
Cell 316-393-8400
E-Mail tracy.lorg@ttu.edu
Fax 806-742-1970
Press Row Phone 806-742-6688
Website www.texastech.com
Mailing Address Box 43021
Lubbock, TX 79409

Coaching Staff

Head Coach Nancy Todd
Office Phone 806-742-7545
Record at TTU (years) 32-54 (3)
Career Record (years) 32-54 (3)
Assistant Coach Mike Moffitt

Team Information

First Season 1975
All-Time Record 715-459-6
Best Postseason Finish NCAA Tournament
2005 Record 11-20
2005 Conference 4-16 (10th)
2005 Postseason DNP
Final Ranking NR
Letterwinners Returning/Lost 12/2
Starters Returning/Lost 5/1

Key Returners (2005 stats)

Amy Charlebois, 6-1, Jr., MB (2.54 kpg, 0.84 dpg, 0.58 bpg)
Kiley Lyons, 5-11, Sr., OH (2.00 kpg, 2.12 dpg, 0.41 bpg)
Philister Sang, 6-3, Sr., OH (4.50 kpg, 2.40 dpg, 0.46 bpg)

Series Information

Overall Colorado leads 17-3
Last Meeting 11/5/05 (CU won 3-0)
Last TT win 10/8/05 (3-2)
Current series streak CU won 1
Longest CU win streak 10

2006 Schedule

Aug. 25-26 ^at Sun Bowl Invitational
Sept. 1-2 %at UT-Pan American
Tournament
Sept. 8-9 \$at South Florida Tournament
Sept. 13 *at Texas
Sept. 16 *COLORADO
Sept. 20 *at Baylor
Sept. 23 *at Nebraska
Sept. 27 *KANSAS
Sept. 30 *MISSOURI
Oct. 4 *at Texas A&M
Oct. 11 *OKLAHOMA
Oct. 14 *IOWA STATE
Oct. 18 *at Kansas State
Oct. 21 *at Colorado
Oct. 25 *TEXAS
Oct. 28 *at Kansas
Nov. 1 *NEBRASKA
Nov. 8 *at Oklahoma
Nov. 11 *BAYLOR
Nov. 15 *at Iowa State
Nov. 18 *TEXAS A&M
Nov. 22 *KANSAS STATE
Nov. 25 *at Missouri

Series Records

TKills
3-Game 22, R. Wacholder, 11/23/96
4-Game 25, A. Griffin, 10/30/04
5-Game 27, R. Wacholder, 10/25/96
27, A. Griffin, 10/8/05
Attacks
3-Game 56, S. Russell, 10/6/99
4-Game 62, S. Lodge, 10/24/97
5-Game 70, R. Wacholder, 10/25/96
Assists
3-Game 75, K. Campbell, 10/6/99
4-Game 75, K. Campbell, 10/10/98
5-Game 93, K. Campbell, 11/13/99

Aces
3-Game 3, E. Gower, 10/6/99
4-Game 3, M. Vesanovic, 9/17/03
5-Game 3, E. Gower, 11/13/99 & 10/7/00
Digs
3-Game 21, N. Carr, 11/8/03
4-Game 23, K. Taskey, 10/19/02
5-Game 28, S. Russell, 10/7/00
Blocks
3-Game 10, A. Koepke, 11/22/97
4-Game 12, M. Barkman, 11/3/01
5-Game 9, A. Koepke, 10/25/96
9, M. Gerlach, 11/15/00

OPPONENTS



2005 IN REVIEW

For the 15th time in school history, the Colorado volleyball team advanced to the NCAA tournament. The path was full of road blocks and speed bumps with 15 of 27 matches against would-be NCAA tournament teams, but the Buffs battled through and showed they would be a force to be reckoned with in 2005.

Colorado started the season off with a pair of wins at the American University Classic, speeding through St. Peter's and American in three games each. Senior **Nicole Carr** was named the most valuable player of the tournament, while senior **Allie Griffin** and sophomore **Amber Sutherland** were named to the all-tournament team.

The Buffs came home to the friendly confines of the Coors Events/Conference Center to host the Colorado Invitational. CU dropped its first match to the defending national champion and third-ranked Stanford, but rebounded with wins over Creighton and Marquette. The Buffaloes rebounded from a 0-2 deficit against Marquette to win the match. Griffin led CU with 23 kills and hit .308, while Sutherland hammered 20 kills and hit .304 in the match. It was the second straight year Colorado overcame a 0-2 deficit as CU defeated No. 20 San Diego in similar fashion in 2004. Griffin and Sutherland were once again named to the all-tournament team.

As the Big 12 Conference season started, the Buffaloes were faced with three consecutive contests against ranked opponents in No. 18 Texas, No. 1 Nebraska and No. 8 Missouri. CU dropped nine of its ten games in the three match stretch, which included two losses at home. It marked the first time the Buffs had suffered back-to-back home losses since the 2002 season.

Colorado rebounded with a sweep on the road against Oklahoma, but lost in three to Iowa State for CU's first loss in Ames, Iowa since 1995. Colorado returned home, but dropped the next match against Kansas in five games. The Buffs started the conference season at 1-5, the worst in the Big 12 era by a Colorado team.

The Buffaloes defeated Baylor but then fell against Texas Tech for the first time in Lubbock, Texas. CU dropped the first two games, but rallied back to take the next two. The Red Raiders took the deciding game 16-14 and the Buffs fell to 2-6 in the Big 12.

But the tides were changing for Colorado. The Buffs defeated No. 20 Kansas State at home and No. 24 Texas A&M on the road. Both contests went to five games, making it a school record five straight for CU. Griffin had a phenomenal week. She averaged 5.40 points, 5.00 kills, 2.50 digs, 0.70 assists, 0.70 blocks per game and hit .343 for the week on her way to being named the Collegiate Volleyball Update Player of the Week. Against the Wildcats, she hammered a career-high 29 kills and hit .490. The win in College Station, Texas, gave CU its first victory there since 2001 and marked the first time CU had beaten back-to-back ranked teams since 1996.

The Buffaloes extended their win streak to seven with wins against Oklahoma, Iowa State, Missouri, Kansas and Texas Tech. CU defeated eighth-ranked Missouri in a five-game thriller in Columbia, Mo., in front of 2,571, the fourth largest crowd in MU history. It was also just the third loss of the season for the Tigers. Ashley Nu'u handed out 57 assists as the Buffs hit .214 against a MU team that averaged a .175 opponent hitting percentage. Nu'u tallied four kills, three digs, three blocks and an ace in the victory and was named the Big 12 Volleyball Player of the Week.

Colorado fought back to a 9-6 conference record before hosting No. 11 Texas and earned a No. 25 ranking in the CSTV/AVCA Coaches Poll for the first time in the season. Sutherland recorded 20 kills against the Longhorns and Griffin added 19, but the Buffs fell in five, with the last frame going 17-15 in favor of Texas. Colorado came back with a three-game win over Baylor and even moved up to 24th in the national poll.


Despite the 8-1 run, CU dropped its next two matches to Kansas State and Texas A&M in five games. The Buffs played in a school record 11 five-game matches and were 6-5 in those contests. Colorado dropped its final conference match against Nebraska to finish 10-10 and fifth in the league.

Colorado spent Thanksgiving week-end playing at the University of Denver Tournament. The Buffs, without Griffin for its second straight match, fell to fourth-ranked Florida in three. Colorado finished its regular season with a 3-0 win over Northern Colorado. Nu'u and Sutherland were both named to the all-tournament team.

Colorado headed north to Fort Collins, Colo. for the NCAA tournament and faced in-state rival Colorado State in the first round. The Buffs won the first game and hit a match-high .464, but the Rams stormed back and took the next three games, ending the season for CU. Sutherland led Colorado with 14 kills and Griffin added 13.

After compiling a 15-13 overall record, Colorado recorded its 18th consecutive season with a .500 record or better. The Buffs also went 5-2 in the non-conference season, marking the 17th straight season CU earned a .500 or better record in the non-conference season. The only losses in the non-conference schedule came at the hands of the defending national champions and third-ranked Stanford and to fourth-ranked Florida.

Griffin was selected to the AVCA All-Central Region team and was named AVCA All-America honorable mention for the second straight year. Nu'u was selected to the AVCA All-Central Region honorable mention squad. Griffin was also named to the All-Big 12 Conference team while Nu'u was an honorable mention All-Big 12 pick. Carr earned her third selection to the Academic All-Big 12 team, while **Lynsey Mann**, **Alex Buth** and **Therese Viñal** were named to the Academic All-Big 12 first team for the first time.



REVIEW

2005 RESULTS AND STATISTICS



(15-13 – 10-10 Big 12 (5th) – 7-6 Home – 6-6 Away – 2-1 Neutral)

Date	Opponent (Rank)	Rank	W/L	Rec	Score	Score-by-Game	Team Statistical Totals							Individual Statistical Leaders			
							K	Att%	Ast	SA	Dig	TB	Kills	Digs	Blocks	Assists	
8/27	\$St. Peter's	RV	W	1-0	3-0	30-11, 30-20, 30-23	60	.336	53	10	41	2	AG,AS (12)	Carr (10)	4 players tied (.5)	Nu'u (45)	
8/27	\$American	RV	W	2-0	3-0	30-22, 30-16, 30-26	55	.406	50	5	44	8	Carr (15)	Sutherland (13)	Sutherland (2.5)	Nu'u (46)	
9/8	#STANFORD (3)	L	2-1	0-3	26-30, 28-30, 24-30		46	.241	45	7	39	5.5	Sutherland (14)	Carr (9)	LS,AG (1.5)	Nu'u (44)	
9/9	#CREIGHTON	W	3-1	3-1	30-25, 35-33, 26-30, 30-20		78	.325	76	1	63	9.5	Griffin (28)	Sutherland (16)	AN,LS (2.5)	Nu'u (67)	
9/10	#MARQUETTE	W	4-1	3-2	24-30, 23-30, 30-18, 30-28, 15-11		75	.251	71	1	70	12	Griffin (23)	Carr (17)	NC,LB,AS (2)	Nu'u (65)	
9/14	*Texas (18)	L	4-2/0-1	1-3	16-30, 30-27, 22-30, 19-30		52	.211	49	2	35	7	Griffin (17)	Griffin (9)	AG,LM (1.5)	Nu'u (44)	
9/17	*NEBRASKA (1)	L	4-3/0-2	0-3	22-30, 20-30, 23-30		45	.153	41	0	36	3	Griffin (16)	Carr (11)	LS,LB (1)	Nu'u (37)	
9/21	*MISSOURI (8)	L	4-4/0-3	0-3	25-30, 24-30, 11-30		44	.127	41	1	52	0	Griffin (16)	Carr (15)	None	Nu'u (38)	
9/24	*Oklahoma	W	5-4/1-3	3-2	30-26, 24-30, 26-30, 30-27, 15-12		70	.185	65	7	62	10	Griffin (27)	Carr (15)	Schaefer (3.5)	Nu'u (61)	
9/28	*Iowa State	L	5-5/1-4	0-3	26-30, 28-30, 21-30		41	.146	38	3	49	9	Griffin (11)	Nu'u (11)	Schaefer (3.5)	Nu'u (35)	
10/1	*KANSAS (RV)	L	5-6/1-5	2-3	32-30, 29-31, 30-17, 32-34, 6-15		79	.272	76	5	69	14	Griffin (25)	Carr (16)	Sutherland (3.5)	Nu'u (68)	
10/5	*BAYLOR	W	6-6/2-5	3-2	30-15, 24-30, 30-26, 30-32, 15-8		79	.273	78	6	67	14	Griffin (22)	Sutherland (17)	Mann (4)	Nu'u (70)	
10/8	*Texas Tech	L	6-7/2-6	2-3	28-30, 25-30, 30-19, 30-26, 14-16		84	.329	75	3	61	11.5	Griffin (27)	Sutherland (19)	Schaefer (3)	Nu'u (63)	
10/12	*KANSAS STATE (20)	W	7-7/3-6	3-2	30-14, 30-25, 25-30, 28-30, 15-5		77	.345	70	8	72	12.5	Griffin (29)	Carr (19)	Schaefer (4)	Nu'u (66)	
10/16	*Texas A&M (24)	W	8-7/4-6	3-2	20-30, 25-30, 30-26, 30-28, 15-10		74	.181	73	6	77	14.5	Griffin (21)	Vinal (17)	Schaefer (4)	Nu'u (60)	
10/22	*OKLAHOMA	RV	W	9-7/5-6	3-0	30-24, 30-28, 30-25		53	.238	49	6	48	7.5	Griffin (19)	Vinal (19)	Bossow (2)	Nu'u (43)
10/26	*IOWA STATE	RV	W	10-7/6-6	3-0	30-37, 30-21, 31-29		53	.273	51	5	48	11	Griffin (14)	Carr (11)	Schaefer (2.5)	Nu'u (42)
10/29	*Missouri (8)	RV	W	11-7/7-6	3-2	20-30, 30-28, 23-30, 30-27, 15-12		65	.214	62	8	54	10	Griffin (19)	Vinal (16)	LS,LB (2.5)	Nu'u (57)
11/2	*Kansas	RV	W	12-7/8-6	3-1	26-30, 32-30, 30-27, 30-21		67	.276	63	7	63	12	Griffin (20)	NC,AS (12)	Carr (3)	Nu'u (52)
11/5	*TEXAS TECH	RV	W	13-7/9-6	3-0	30-25, 30-23, 30-19		55	.377	53	4	32	6	Sutherland (14)	5 players tied (5)	Nu'u (2)	Nu'u (45)
11/9	*TEXAS (11)	25	L	13-8/9-7	2-3	27-30, 33-31, 23-30, 30-25, 15-17		80	.272	75	2	59	12	Sutherland (20)	NC,AS (13)	Griffin (4)	Nu'u (66)
11/12	*Baylor	25	W	14-8/10-7	3-0	30-25, 30-21, 30-27		51	.267	45	5	42	11	Sutherland (15)	AG,KM (8)	Bossow (3)	Nu'u (39)
11/16	*Kansas State (RV)	24	L	14-9/10-8	2-3	30-19, 21-30, 30-28, 23-30, 16-18		81	.314	76	3	58	6	Sutherland (26)	Vinal (18)	Sutherland (2)	Nu'u (66)
11/19	*TEXAS A&M	24	L	14-10/10-9	2-3	22-30, 30-28, 30-28, 23-30, 7-15		75	.247	74	6	60	12.5	Sutherland (19)	Sutherland (12)	Bossow (3.5)	Nu'u (63)
11/23	*Nebraska (1)	RV	L	14-11/10-10	0-3	19-30, 26-30, 19-30		39	.252	39	4	32	2	Sutherland (14)	Sutherland (10)	Schaefer (1.5)	Nu'u (36)
11/25	%Florida (4)	RV	L	14-12	0-3	17-30, 19-30, 24-30		39	.212	36	1	32	6	Sutherland (13)	Sutherland (7)	Schaefer (2)	Nu'u (32)
11/26	%Northern Colorado	RV	W	15-12	3-0	30-20, 30-24, 30-22		60	.394	57	6	50	10.5	Sutherland (19)	Sutherland (13)	Mann (3)	Nu'u (52)
12/2	\$Colorado State	RV	L	15-13	1-3	30-26, 24-30, 19-30, 27-30		55	.236	52	4	43	6	Sutherland (14)	Carr (13)	Nu'u (2)	Nu'u (46)

*-Big 12 Conference Match; \$-American University Classic; #-Colorado Invitational, Boulder; % University of Denver Tournament; \$-NCAA First Round, Fort Collins, Colo.

Overall

Name	G	K	K/G	E	TA	Pct.	A	A/G	SA	SE	SA/G	RE	DIG	D/G	BS	BA	TOT.	B/G	BE	BHE	PTS
Bossow, Lara	110	246	2.24	68	483	.369	10	0.09	22	31	0.20	2	59	0.54	4	81	85	0.77	5	0	312.5
Nu'u, Ashley	110	113	1.03	33	259	.309	1448	13.16	12	21	0.11	0	194	1.76	6	62	68	0.62	11	20	162.0
Buth, Alex	84	25	0.30	9	53	.302	6	0.07	28	85	0.33	0	44	0.52	0	5	5	0.06	1	1	55.5
Griffin, Allie	106	486	4.58	191	1016	.290	62	0.58	6	15	0.06	27	213	2.01	5	72	77	0.73	4	0	533.0
Mann, Lynsey	41	36	0.88	14	76	.289	0	0.00	0	0	0.00	0	4	0.10	5	26	31	0.76	0	0	54.0
Sutherland, Amber	109	421	3.86	182	949	.252	43	0.39	8	42	0.07	44	290	2.66	13	30	43	0.39	2	1	457.0
Schaefer, Lauren	103	154	1.50	65	367	.243	5	0.05	0	0	0.00	0	20	0.19	11	77	88	0.85	5	3	203.5
Carr, Nicole	110	245	2.23	119	742	.170	37	0.34	12	13	0.11	38	284	2.58	8	31	39	0.35	3	1	280.5
VenHorst, Ashley	22	0	0.00	0	0	.000	3	0.14	1	4	0.05	0	9	0.41	0	0	0	0.00	0	0	1.0
Viñal, Therese	95	0	0.00	0	0	.000	14	0.15	24	30	0.25	22	227	2.39	0	0	0	0.00	0	0	24.0
Gibson, Mallori	8	6	0.75	8	28	-.071	0	0.00	0	3	0.00	0	3	0.38	0	2	2	0.25	0	0	7.0
Masumiya, Kelly	80	0	0.00	2	2	-1.000	5	0.06	13	13	0.16	2	111	1.39	0	0	0	0.00	0	0	13.0
Team												14									
COLORADO	110	1732	15.75	691	3975	.262	1633	14.85	126	257	1.15	149	1458	13.25	52	386	245.0	2.23	32	26	2103.0
Opponents	110	1637	14.88	665	4019	.242	1513	13.75	149	237	1.35	126	1262	11.47	70	536	338.0	3.07	65	15	2124.0

Big 12 Only

Name	G	K	K/G	E	TA	Pct.	A	A/G	SA	SE	SA/G	RE	DIG	D/G	BS	BA	TOT.	B/G	BE	BHE	PTS
Bossow, Lara	82	187	2.28	43	363	.397	6	0.07	17	26	0.21	2	48	0.59	3	64	67	0.82	4	0	239.0
Nu'u, Ashley	82	88	1.07	24	199	.322	1051	12.82	8	14	0.10	0	139	1.70	4	47	51	0.62	9	15	123.5
Mann, Lynsey	32	28	0.88	10	60	.300	0	0.00	0	0	0.00	0	4	0.12	5	17	22	0.69	0	0	41.5
Schaefer, Lauren	77	118	1.53	46	265	.272	4	0.05	0	0	0.00	0	17	0.22	8	61	69	0.90	2	2	156.5
Griffin, Allie	79	361	4.57	158	778	.261	50	0.63	2	11	0.03	21	171	2.16	5	52	57	0.72	2	0	394.0
Buth, Alex	68	14	0.21	7	29	.241	3	0.04	24	70	0.35	0	32	0.47	0	2	2	0.03	0	1	39.0
Sutherland, Amber	82	298	3.63	145	703	.218	35	0.43	5	33	0.06	33	215	2.62	8	23	31	0.38	2	0	322.5
Carr, Nicole	82	167	2.04	87	535	.150	31	0.38	5	9	0.06	32	195	2.38	4	29	33	0.40	1	0	190.5
VenHorst, Ashley	14	0	0.00	0	0	.000	0	0.00	0	2	0.00	0	1	0.07	0	0	0	0.00	0	0	0.0
Viñal, Therese	74	0	0.00	0	0	.000	12	0.16	20	24	0.27	16	182	2.46	0	0	0	0.00	0	0	20.0
Gibson, Mallori	6	3	0.50	5	20	-.100	0	0.00	0	2	0.00	0	2	0.33	0	2	2	0.33	0	0	4.0
Masumiya, Kelly	54	0	0.00	2	2	-1.000	1	0.02	10	11	0.19	1	70	1.30	0	0	0	0.00	0	0	10.0
Team												10									
COLORADO	82	1264	15.41	527	2954	.249	1193	14.55	91	202	1.11	115	1076	13.12	37	297	185.5	2.26	21	18	1540.5
Opponents	82	1204	14.68	496	2958	.239	1115	13.60	115	175	1.40	91	944	11.51	45	432	261.0	3.18	50	12	1580.0

REVIEW



2005 LEADERS & MISCELLANEOUS STATS

TIMES LED TEAM IN...

KILLS

- 1. Allie Griffin.....17
- 2. Amber Sutherland.....11
- 3. Nicole Carr.....1

ATTACKS

- 1. Allie Griffin.....17
- 2. Amber Sutherland.....10
- 3. Nicole Carr.....2

ATTACK PERCENTAGE

- 1. Lara Bossow.....10
- 2. Ashley Nu'u.....6
- 3. Allie Griffin.....4
- Lauren Schaefer.....4
- 5. Amber Sutherland.....2

ASSISTS

- 1. Ashley Nu'u.....28

ACES

- 1. Therese Vinal.....8
- 2. Alex Buth.....6
- 3. Lara Bossow.....5
- Nicole Carr.....5
- Kelly Masumiya.....5

DIGS

- 1. Nicole Carr.....13
- 2. Amber Sutherland.....11
- 3. Therese Vinal.....5
- 4. Allie Griffin.....3
- 5. Kelly Masumiya.....2

BLOCKS

- 1. Lauren Schaefer.....13
- 2. Lara Bossow.....8
- 3. Ashley Nu'u.....5
- 4. Amber Sutherland.....4
- 5. Allie Griffin.....3

2005 BIG 12 STANDINGS

Team	Big 12				Overall			
	W	L	Pct.	Games	W	L	Pct.	Games
Nebraska	19	1	.950	59-9	33	2	.943	101-15
Texas	17	3	.850	52-22	24	5	.828	76-29
Missouri	16	4	.800	53-21	25	5	.833	81-25
Kansas State	11	9	.550	42-34	21	11	.656	76-46
COLORADO	10	10	.500	41-41	15	13	.536	57-53
Texas A&M	9	11	.450	37-43	16	14	.533	62-55
Iowa State	9	11	.450	34-37	16	15	.516	57-51
Kansas	7	13	.350	30-45	15	15	.500	56-53
Baylor	6	14	.300	27-50	15	17	.469	56-63
Texas Tech	4	16	.200	21-52	11	20	.355	44-69
Oklahoma	2	18	.100	15-57	7	22	.241	34-71

20-KILL MATCHES

Allie Griffin vs. KSU, 10/12.....29
Allie Griffin vs. Creighton, 9/9.....28
Allie Griffin @ OU, 9/24.....27
Allie Griffin @ TTU, 10/8.....27
Amber Sutherland @ KSU, 11/16.....26
Allie Griffin vs. KU, 10/1.....25
Allie Griffin vs. Marquette, 9/10.....23
Allie Griffin vs. BU, 10/5.....22
Amber Sutherland @ TTU, 10/8.....22
Allie Griffin @ TAMU, 10/16.....21
Allie Griffin @ KU, 11/2.....20
Amber Sutherland vs. Marquette, 9/10.....20
Amber Sutherland vs. BU, 10/5.....20
Amber Sutherland vs. UT, 11/9.....20

20-POINT MATCHES

Allie Griffin vs. KSU, 10/12.....30.5
Allie Griffin vs. Creighton, 9/9.....29.5
Allie Griffin @ OU, 9/24.....28.5
Amber Sutherland @ KSU, 11/16.....28.0
Allie Griffin @ TTU, 10/8.....28.0
Allie Griffin vs. KU, 10/1.....28.0
Allie Griffin vs. BU, 10/5.....25.0
Allie Griffin vs. Marquette, 9/10.....24.5
Allie Griffin @ TAMU, 10/16.....23.5
Allie Griffin vs. UT, 11/9.....23.0
Amber Sutherland vs. Marquette, 9/10.....23.0
Amber Sutherland @ TTU, 10/8.....23.0
Allie Griffin @ KU, 11/2.....22.0
Amber Sutherland vs. BU, 10/5.....22.0
Amber Sutherland vs. KU, 10/1.....21.5
Amber Sutherland vs. UT, 11/5.....21.5

Allie Griffin @ MU, 10/29.....21.0
Amber Sutherland vs. UNC, 11/26.....21.0
Nicole Carr vs. BU, 10/5.....20.5
Allie Griffin vs. TAMU, 11/19.....20.0
Amber Sutherland vs. TAMU, 11/19.....20.0

50-ASSIST MATCHES

Ashley Nu'u vs. BU, 10/5.....70
Ashley Nu'u vs. KU, 10/1.....68
Ashley Nu'u vs. Creighton, 9/9.....67
Ashley Nu'u vs. KSU, 10/12.....66
Ashley Nu'u vs. UT, 11/9.....66
Ashley Nu'u @ KSU, 11/16.....66
Ashley Nu'u vs. Marquette, 9/10.....65
Ashley Nu'u @ TTU, 10/8.....63
Ashley Nu'u vs. TAMU, 11/19.....63
Ashley Nu'u @ OU, 9/24.....61
Ashley Nu'u @ TAMU, 10/16.....60
Ashley Nu'u @ MU, 10/29.....57
Ashley Nu'u @ KU, 11/2.....52
Ashley Nu'u vs. UNC, 11/26.....52

DOUBLE DOUBLES

Amber Sutherland - 15
@ American, 8/27.....15K, 13D
CREIGHTON, 9/9.....16K, 16D
MARQUETTE, 9/10.....20K, 10D
@ Iowa State, 9/28.....10K, 10D
KANSAS, 10/1.....18K, 14D
BAYLOR, 10/5.....20K, 17D
@ Texas Tech, 10/8.....22K, 19D
KANSAS STATE, 10/12.....13K, 18D
@ Texas A&M, 10/16.....15K, 16D

SEASON LEADERS

ATT PCT. (Min. 3ATT PG)

- 1. Lara Bossow.....369
- 2. Ashley Nu'u.....309
- 3. Alex Buth.....302
- 4. Allie Griffin.....290
- 5. Lynsey Mann.....289

KILLS (TOTAL)

- 1. Allie Griffin.....486
- 2. Amber Sutherland.....421
- 3. Lara Bossow.....246
- 4. Nicole Carr.....245
- 5. Lauren Schaefer.....154

KILLS (KPG)

- 1. Allie Griffin.....4.58
- 2. Amber Sutherland.....3.86
- 3. Lara Bossow.....2.24
- 4. Nicole Carr.....2.23
- 5. Lauren Schaefer.....1.50

ASSISTS (TOTAL)

- 1. Ashley Nu'u.....1448
- 2. Allie Griffin.....62
- 3. Amber Sutherland.....43
- 4. Nicole Carr.....37
- 5. Therese Vinal.....14

ASSISTS (APG)

- 1. Ashley Nu'u.....13.16
- 2. Allie Griffin.....0.58
- 3. Amber Sutherland.....0.39
- 4. Nicole Carr.....0.34
- 5. Therese Vinal.....0.15

SERVICE ACES (TOTAL)

- 1. Alex Buth.....28
- 2. Therese Vinal.....24
- 3. Lara Bossow.....22

- 4. Kelly Masumiya.....13
- 5. Ashley Nu'u.....12
- Nicole Carr.....12

SERVICE ACES (APG)

- 1. Alex Buth.....0.33
- 2. Therese Vinal.....0.25
- 3. Lara Bossow.....0.20
- 4. Kelly Masumiya.....0.16
- 5. Ashley Nu'u.....0.11
- Nicole Carr.....0.11

DIGS (TOTAL)

- 1. Amber Sutherland.....290
- 2. Nicole Carr.....284
- 3. Therese Vinal.....227
- 4. Allie Griffin.....213
- 5. Ashley Nu'u.....194

DIGS (DPG)

- 1. Amber Sutherland.....2.66
- 2. Nicole Carr.....2.58
- 3. Therese Vinal.....2.39
- 4. Allie Griffin.....2.01
- 5. Ashley Nu'u.....1.76

BLOCKS (TOTAL)

- 1. Lauren Schaefer.....88
- 2. Lara Bossow.....85
- 3. Allie Griffin.....77
- 4. Ashley Nu'u.....68
- 5. Amber Sutherland.....43

BLOCKS (BPG)

- 1. Lauren Schaefer.....0.85
- 2. Lara Bossow.....0.77
- 3. Lynsey Mann.....0.76
- 4. Allie Griffin.....0.73
- 5. Ashley Nu'u.....0.62

@ Missouri, 10/29.....16K, 12D
@ Kansas, 11/2.....12K, 12D
TEXAS, 11/9.....20K, 13D
TEXAS A&M, 11/19.....19K, 12D
@ Nebraska, 11/23.....14K, 10D
vs. Northern Colorado, 11/26.....19K, 13D

Ashley Nu'u - 8

MARQUETTE, 9/10.....65A, 11D
@ Iowa State, 9/28.....35A, 11D
KANSAS, 10/1.....68A, 13D
@ Texas Tech, 10/8.....63A, 11D
@ Texas A&M, 10/16.....60A, 11D
TEXAS, 11/9.....66A, 11D
TEXAS A&M, 11/19.....63A, 11D
vs. Northern Colorado, 12/2.....46A, 10D

Nicole Carr - 7

@ American, 8/27.....17K, 10D
CREIGHTON, 9/9.....16K, 13D
MARQUETTE, 9/10.....12K, 17D
KANSAS, 10/1.....13K, 16D
BAYLOR, 10/5.....18K, 13D
@ Texas Tech, 10/8.....11K, 13D
TEXAS, 11/9.....14K, 13D

Allie Griffin - 7

MISSOURI, 9/21.....16K, 10D
@ Oklahoma, 9/24.....27K, 10D
BAYLOR, 10/5.....22K, 12D
KANSAS STATE, 10/12.....29K, 11D
@ Texas A&M, 10/16.....21K, 14D
@ Kansas State, 11/16.....17K, 10D
TEXAS A&M, 11/19.....18K, 10D

REVIEW

2005 BIG 12 STATISTICS



TEAM – ALL MATCHES

HITTING %	G	Kills	Errs	Total	Pct
1. Nebraska	116	1986	581	4367	.322
2. Missouri	106	1847	556	4321	.299
3. Texas	105	1687	653	3797	.272
4. Colorado	110	1732	691	3975	.262
5. Texas A&M	117	1840	729	4564	.243
6. Kansas State	119	1814	722	4709	.232
7. Baylor	119	1751	798	4422	.216
8. Kansas	109	1645	802	4254	.198
9. Iowa State	108	1570	742	4192	.198
10. Oklahoma	105	1496	783	3959	.180
11. Texas Tech	113	1548	807	4362	.170

ASSISTS	G	No.	Per Game
1. Missouri	106	1722	16.25
2. Nebraska	116	1823	15.72
3. Texas	105	1567	14.92
4. Colorado	110	1633	14.85
5. Texas A&M	117	1687	14.42
6. Kansas	109	1532	14.06
7. Kansas State	119	1644	13.82
8. Baylor	119	1603	13.47
9. Iowa State	108	1440	13.33
10. Oklahoma	105	1378	13.12
11. Texas Tech	113	1400	12.39

KILLS	G	No.	Per Game
1. Missouri	106	1847	17.42
2. Nebraska	116	1986	17.12
3. Texas	105	1687	16.07
4. Colorado	110	1732	15.75
5. Texas A&M	117	1840	15.73
6. Kansas State	119	1814	15.24
7. Kansas	109	1645	15.09
8. Baylor	119	1751	14.71
9. Iowa State	108	1570	14.54
10. Oklahoma	105	1496	14.25
11. Texas Tech	113	1548	13.70

BLOCKS	G	Solo	Asst	Total	Avg/G
1. Nebraska	116	66	823	477.5	4.12
2. Iowa State	108	59	554	336.0	3.11
3. Baylor	119	66	595	363.5	3.05
4. Texas	105	68	498	317.0	3.02
5. Kansas State	119	44	621	354.5	2.98
6. Oklahoma	105	55	495	302.5	2.88
7. Kansas	109	131	339	300.5	2.76
8. Missouri	106	67	445	289.5	2.73
9. Texas A&M	117	65	415	272.5	2.33
10. Texas Tech	113	58	400	258.0	2.28
11. Colorado	110	52	386	245.0	2.23

ACES	G	No.	Avg/G
1. Missouri	106	186	1.75
2. Texas	105	172	1.64
3. Kansas	109	170	1.56
4. Oklahoma	105	151	1.44
5. Nebraska	116	162	1.40
6. Baylor	119	160	1.34
7. Kansas State	119	159	1.34
8. Iowa State	108	142	1.31
9. Texas Tech	113	147	1.30
10. Texas A&M	117	152	1.30
11. Colorado	110	126	1.15

DIGS	G	No.	Avg/G
1. Missouri	106	1722	16.25
2. Texas A&M	117	1801	15.39
3. Iowa State	108	1627	15.06
4. Nebraska	116	1731	14.92
5. Baylor	119	1729	14.53
6. Kansas	109	1556	14.28
7. Kansas State	119	1639	13.77
8. Texas	105	1424	13.56
9. Texas Tech	113	1515	13.41
10. Colorado	110	1458	13.25
11. Oklahoma	105	1295	12.33

TEAM – CONFERENCE MATCHES

HITTING %	G	Kills	Errs	Total	Pct
1. Nebraska	68	1169	336	2553	.326
2. Missouri	74	1253	390	2963	.291
3. Texas	74	1194	489	2715	.260
4. Colorado	82	1264	527	2954	.249
5. Texas A&M	80	1232	495	3063	.241
6. Kansas State	76	1102	474	2987	.210
7. Iowa State	71	1004	492	2688	.190
8. Baylor	77	1080	541	2881	.187
9. Kansas	75	1101	574	2950	.179
10. Oklahoma	72	1005	557	2748	.163
11. Texas Tech	73	942	557	2810	.137

ASSISTS	G	No.	Avg/G
1. Missouri	74	1173	15.85
2. Nebraska	68	1072	15.76
3. Texas	74	1117	15.09
4. Colorado	82	1193	14.55
5. Texas A&M	80	1138	14.23
6. Kansas	75	1037	13.83
7. Kansas State	76	1007	13.25
8. Iowa State	71	923	13.00
9. Baylor	77	992	12.88
10. Oklahoma	72	926	12.86
11. Texas Tech	73	855	11.71

KILLS	G	No.	Avg/G
1. Nebraska	68	1169	17.19
2. Missouri	74	1253	16.93
3. Texas	74	1194	16.14
4. Colorado	82	1264	15.41
5. Texas A&M	80	1232	15.40
6. Kansas	75	1101	14.68
7. Kansas State	76	1102	14.50
8. Iowa State	71	1004	14.14
9. Baylor	77	1080	14.03
10. Oklahoma	72	1005	13.96
11. Texas Tech	73	942	12.90

BLOCKS	G	Solo	Asst	Total	Avg/G
1. Nebraska	68	47	462	278.0	4.09
2. Texas	74	49	382	240.0	3.24
3. Baylor	77	43	405	245.5	3.19
4. Iowa State	71	33	378	222.0	3.13
5. Oklahoma	72	37	373	223.5	3.10
6. Kansas State	76	27	410	230.0	3.05
7. Missouri	74	42	309	196.5	2.66
8. Kansas	75	83	224	195.0	2.60
9. Colorado	82	37	297	185.5	2.26
10. Texas A&M	80	46	265	178.5	2.23
11. Texas Tech	73	35	249	159.5	2.18

ACES	G	No.	Avg/G
1. Missouri	74	127	1.72
2. Texas	74	126	1.70
3. Kansas State	76	106	1.39
4. Iowa State	71	94	1.32
5. Nebraska	68	84	1.24
6. Kansas	75	92	1.23
7. Baylor	77	94	1.22
8. Texas Tech	73	89	1.22
9. Oklahoma	72	83	1.15
10. Colorado	82	91	1.11
11. Texas A&M	80	80	1.00

DIGS	G	No.	Avg/G
1. Missouri	74	1181	15.96
2. Nebraska	68	1016	14.94
3. Kansas	75	1082	14.43
4. Baylor	77	1101	14.30
5. Texas A&M	80	1138	14.23
6. Iowa State	71	988	13.92
7. Kansas State	76	1019	13.41
8. Texas	74	985	13.31
9. Colorado	82	1076	13.12
10. Texas Tech	73	909	12.45
11. Oklahoma	72	858	11.92

INDIVIDUAL – ALL MATCHES

HITTING PERCENTAGE							
(Minimum .200/3.0 attacks per game)							
Player	Team	CI	G	Kills	Errs	Total	Pct
1. Wilson, Nicole	MU	JR	105	332	71	629	.415
2. Elmer, Melissa	NU	SR	115	308	75	608	.383
3. Magee, Brandy	UT	JR	99	321	85	626	.377
4. Bossow, Lara	CU	JR	110	246	68	483	.369
5. Houghtelling, Chris	NU	JR	116	428	107	882	.364
6. Boyd, Lisa	MU	SR	105	297	64	649	.359
7. Pavan, Sarah	NU	SO	116	443	120	904	.357
8. Armstrong, Leticia	UT	SO	99	316	104	596	.356
9. Hahn, Christi	TAMU	JR	115	330	90	739	.325
10. Hamlin, Joy	KSU	JR	116	272	79	600	.322

KILLS					
(Minimum 2.00 per game)					
Player	Team	CI	G	No.	Avg/G
1. Jones, Laura	TAMU	SR	115	700	6.09
2. Griffin, Allie	CU	SR	106	486	4.58
3. Sang, Philister	TTU	JR	111	500	4.50
4. Yang, Na	MU	SO	106	435	4.10
5. Santos, Eliane	OU	JR	91	355	3.90
6. Sutherland, Amber	CU	SO	109	421	3.86
7. Pavan, Sarah	NU	SO	116	443	3.82
8. Acevedo, Dariam	UT	JR	104	392	3.77
9. Rezende, Agata	KSU	SR	119	440	3.70
10. Houghtelling, Chris	NU	JR	116	428	3.69

ASSISTS					
(Minimum 5.00 per game)					
Player	Team	CI	G	No.	Avg/G
1. Hunter, Lindsey	MU	SR	106	1507	14.22
2. Moriarty, Michelle	UT	SO	104	1392	13.38
3. Nu'u, Ashley	CU	JR	110	1448	13.16
4. Rozum, Andi	KU	SR	100	1287	12.87
5. Spiegelberg, Stacey	KSU	SO	119	1482	12.45
6. Kelley, Kari	TAMU	SR	108	1237	11.45
7. Craig, Amanda	ISU	SR	108	1235	11.44
8. Huston, Emily	BU	SR	116	1319	11.37
9. Ziegler, Emily	TTU	SO	108	859	7.95
10. Griffin, Maggie	NU	SO	116	869	7.49

SERVICE ACES					
(Minimum 0.10 per game)					
Player	Team	CI	G	No.	Avg/G
1. Weiland, Sarah	OU	SO	103	45	0.44
2. Brown, Emily	KU	SO	109	44	0.40
3. Hunter, Lindsey	MU	SR	106	42	0.40
4. Huston, Emily	BU	SR	116	45	0.39
5. Churm, Katie	ISU	JR	108	41	0.38
6. Larson, Jordan	NU	FR	109	41	0.38
7. Booth, Abbie	MU	JR	106	39	0.37
8. Ziegler, Emily	TTU	SO	108	38	0.35
9. Spiegelberg, Stacey	KSU	SO	119	40	0.34
10. Buth, Alex	CU	FR	84	28	0.33

BLOCKS							
(Minimum 1.00 per game)							
Player	Team	CI	G	Solo	Assist	Total	Avg/G
1. Elmer, Melissa	NU	SR	115	17	233	250.0	2.17
2. Boeve, Erin	ISU	SO	108	19	155	174.0	1.61
3. Stalls, Tracy	NU	SO	88	11	129	140.0	1.59
4. Santos, Eliane	OU	JR	91	19	125	144.0	1.58
5. Hamlin, Joy	KSU	JR	116	10	158	168.0	1.45
6. Armstrong, Leticia	UT	SO	99	14	121	135.0	1.36
7. Klein, Jessica	ISU	JR	100	19	107	126.0	1.26
8. Wilson, Nicole	MU	JR	105	13	119	132.0	1.26
9. Florus, Brianna	TTU	SR	113	29	112	141.0	1.25
10. Pavan, Sarah	NU	SO	116	9	135	144.0	1.24

DIGS					
(Minimum 1.00 per game)					
Player	Team	CI	G	No.	Avg/G
1. Churm, Katie	ISU	JR	108	470	4.35
2. Ailes, Tatum	MU	SO	106	437	4.12
3. Lastra, Angie	KSU	SO	119	490	4.12
4. Clay, Holly	TAMU	SR	116	461	3.97
5. Batista, Desiree	TTU	SR	113	444	3.93
6. Saleaumua, Jennifer	NU	SR	116	436	3.76
7. Jennings, Alyson	UT	SO	105	378	3.60
8. Schramek, Kristen	BU	SO	107	367	3.43
9. Mathewson, Jamie	KU	JR	109	362	3.32
10. Jones, Laura	TAMU	SR	115	363	3.16

INDIVIDUAL – CONFERENCE MATCHES

HITTING PERCENTAGE							
(Minimum .200/3.0 attacks per game)							
Player	Team	CI	G	Kills	Errs	Total	Pct
1. Wilson, Nicole	MU	JR	74	233	49	440	.418
2. Elmer, Melissa	NU	SR	68	181	36		



1986

(6-18 • 0-5 vs. Big Eight Opponents • 3-4 Home • 2-8 Away • 1-6 Neutral)

Date	Opponent	H/A	W/L	Score	---Team Statistical Totals---							-----Individual Statistical Leaders-----			
					K	Att%	Ast	SA	Dig	TB	Kills	Digs	Blocks	Assists	
9/4	* Iowa State	H	L	1-15, 5-15, 7-15	6	-.310	6	4	58	2.0	A.H./A.S. (2)	Bollinger (20)	Gira (1)	Gillette (6)	
9/10	Montana State	H	L	5-15, 4-15, 10-15	20	.111	13	1	27	6.0	M.B./A.S. (6)	Stearns (6)	Smith (4)	Stearns (11)	
9/12	^ New Mexico	A	L	2-15, 3-15, 4-15	10	-.185	9	1	12	15.0	Hulstrom (4)	AH/SG/AS (3)	Hulstrom (7)	Gillette (7)	
9/13	^ Montana State	N	L	10-15, 9-15, 6-15	19	.000	15	8	28	6.0	Bollinger (8)	Gillette (9)	KE/SG/AH/AS (2)	Gillette (13)	
9/13	^ Rhode Island	N	L	2-15, 9-15, 9-15	13	-.063	50	0	14	8.0	MB/KE/AH (3)	KE/SG (3)	Hulstrom (4)	Gillette (4)	
9/16	Denver	A	L	8-15, 15-13, 16-18, 4-15	42	.064	31	12	70	7.0	Smith (10)	MB/SG (14)	Eddy (5)	Gillette (26)	
9/21	Nevada-Reno	H	L	4-15, 6-15, 3-15	15	.027	11	2	55	7.0	Smith (6)	Gira (11)	Hulstrom (6)	Gillette (11)	
10/1	UCCS	A	W	15-10, 15-10, 17-15	Information not available for this match.										
10/4	Western State	A	W	15-9, 15-8, 8-15, 15-7	44	.277	35	2	34	9.0	Smith (14)	Smith (10)	Hulstrom (4)	Gillette (31)	
10/9	Fort Lewis	A	L	5-15, 15-8, 15-11, 15-3	Information not available for this match.										
10/9	Western State	N	W	15-7, 15-12, 12-15, 8-15, 15-5	Information not available for this match.										
10/11	Colo.-Mines	H	W	12-15, 15-7, 15-12, 14-16, 15-5	60	.134	50	2	174	23.0	Bollinger (15)	Gillette (39)	Hulstrom (14)	Gillette (40)	
10/17	* Iowa State	A	L	2-15, 6-15, 1-15	12	.061	12	4	12	2.0	Bollinger (4)	SG/KG (3)	Hulstrom (2)	Gillette (9)	
10/19	*+Missouri	N	L	12-15, 5-15, 10-15	34	.325	26	10	18	5.0	Smith (10)	Gillette (7)	Eddy (3)	Gillette (23)	
10/23	* Kansas	A	L	3-15, 5-15, 5-15	21	.161	16	3	5	3.0	Smith (6)	Gillette (10)	KE/SG/AH (1)	Gillette (16)	
10/24	%Tulsa	N	L	14-16, 15-17, 8-15	26	.163	21	6	9	7.0	Bollinger (8)	Gillette (8)	Eddy (4)	Gillette (20)	
10/25	%Kansas State	N	L	5-15, 5-15, 1-15	6	-.192	8	1	4	4.0	Smith (3)	Bollinger (6)	Eddy (3)	Gillette (5)	
10/25	%Wichita State	A	L	6-15, 5-15, 12-15	26	.065	17	6	4	7.0	Smith (9)	Gillette (13)	Eddy (5)	Gillette (15)	
10/29	UCCS	H	W	6-15, 15-5, 14-16, 16-14, 16-14	58	.126	33	2	6	32.0	Smith (22)	Stearns (30)	Hulstrom (13)	Stearns (31)	
11/5	Denver	H	W	16-14, 15-1, 15-3	33	.279	17	0	0	21.0	Gillette (10)	Stearns (19)	Hulstrom (13)	Stearns (13)	
11/7	Oral Roberts	A	L	11-15, 6-15, 9-15	26	.271	23	7	13	2.0	Gillette (9)	Bollinger (10)	MB/AH (1)	Stearns (16)	
11/8	* Oklahoma	A	L	6-15, 13-15, 6-15	13	.135	9	11	15	4.0	Smith (4)	Gillette (5)	MG/KG/AH/AS (1)	Gillette (4)	
11/13	Utah State	H	L	9-15, 15-11, 7-15, 4-15	28	.066	27	3	2	29.0	Smith (7)	Stearns (16)	Hulstrom (18)	Stearns (18)	
11/21	& Oklahoma	N	L	10-15, 0-15, 5-15	22	.143	21	6	15	0.0	Smith (7)	Bollinger (5)	no blocks	Gillette (15)	

* - Big Eight Conference Match; ^ - New Mexico Lobo Invitational, Albuquerque, N.M.; + - Match Played In Ames, Iowa; % - Wichita State Tournament, Wichita, Kan.; & - Big Eight Conference Tournament, Kansas City, Mo.; All Home Games Played At Balch Fieldhouse.

Team Statistics

Player	MP-MS	GP	K	E	TA	Pct.	Ast.	SA	SE	RE	Dig	BS	BA	TB	BE
Bollinger	23-23	79	128	101	531	.051	5	21	64	52	204	13	15	28	8
Capra	22-0	47	0	1	3	-.333	1	4	10	3	45	0	0	0	0
Deluzio	13-4	33	21	13	83	.096	1	4	13	10	26	0	3	3	4
Eddy	17-17	56	55	35	155	.129	8	0	5	5	32	23	21	44	14
Gillette	23-23	79	91	46	291	.155	343	20	35	9	207	13	28	41	13
Gira	23-18	71	59	52	234	.030	14	13	42	26	135	15	17	32	14
Hulstrom	23-23	79	101	44	279	.204	14	12	44	8	98	66	42	108	25
Smith	23-23	79	160	132	605	.046	6	14	41	67	169	17	19	36	9
Stearns	21-7	70	11	6	38	.132	101	23	33	5	144	2	8	10	3
TOTALS	24	79	626	430	2219	.088	493	111	287	185	1060	149	153	225	90

Team Roster

No.	Name	Pos.	Ht.	Yr.	Hometown (High School / College)
1	Susan Gillette	S	5-7	So.	Northglenn, Colo. (Northglenn/Idaho)
2	Meghan Capra	DS	5-3	So.	Denver, Colo. (Marycrest)
3	Kelly Eddy	MB	5-11	Fr.	Golden, Colo. (Longmont)
4	Lucy Stearns	S	5-8	Fr.	Littleton, Colo. (Arapahoe)
5	Kristine Gira	LS	5-9	Fr.	Littleton, Colo. (Heritage)
7	Denise Deluzio	RS	5-11	So.	Arvada, Colo. (Pomona)
10	Melissa Bollinger	LS	5-11	Fr.	Luverne, Minn. (Luverne)
11	*Lisa Soulliere	MB	6-1	Jr.	Littleton, Colo. (Columbine/Nebraska)
12	Amy Hulstrom	MB	6-0	So.	Broomfield, Colo. (Northglenn)
13	Andi Smith	LS	5-11	Fr.	Sterling, Colo. (Sterling)
15	*Susan Magda	LS	5-10	Jr.	Arvada, Colo. (Arvada/Hastings)

*-Spent the season as a redshirt.

HEAD COACH: Brad Saindon (Arizona State '76, Oklahoma '84)
ASSISTANT COACH: Jim Miret (Denver '81)

1986 Milestones

- ✓ **April 26** - CU adds women's volleyball as a sport and hires Brad Saindon as head coach.
- ✓ **Sept. 4** - The Buffs fall to Iowa State at the Balch Fieldhouse in the first match in CU history. The Cyclones took just 26 minutes to dismantle the young Buffs.
- ✓ **Oct. 1** - CU records its first victory, a 3-0 win at CU-Colorado Springs in the program's eighth match.
- ✓ **Oct. 11** - CU records its second two-match win streak with a win over Colorado School of Mines at Balch, this is also the first home win in program history.
- ✓ **SEASON** - The Buffs, composed entirely of walk-on's, manage a 6-18 record in what was essentially an exhibition season.
- ✓ **SEASON** - The Buffs are led by Melissa Bollinger, Susan Gillette, Amy Hulstrom and Andi Smith, who all played in all 79 games this season.
- ✓ **SEASON** - The roster has only two upperclassmen on it, Lisa Soulliere and Susan Magda, who were both transfers and had to redshirt. Of those who played, five were freshmen and four were sophomores.

HISTORY



(9-20 • 3-9 Big Eight (t-5th) • 4-9 Home • 3-9 Away • 2-2 Neutral)

Date	Opponent	H/A	W/L	Score	Team Statistical Totals							Individual Statistical Leaders			
					K	Att%	Ast	SA	Dig	TB	Kills	Digs	Blocks	Assists	
9/2	at Colo. St. (10)	A	L	5-15, 3-15, 3-15	18	.027	12	0	14	3	WC/TM (5)	Murray (6)	JS/SS (2)	Sherlock (9)	
9/6	Stanford (4)	H	L	4-15, 5-15, 3-15	20	.056	16	1	23	11	Magda (6)	Murray (12)	SS/LS (5)	Sherlock (16)	
9/11	# -Michigan State	H	W	15-7, 15-10, 15-9	37	.181	28	1	44	8	Murray (10)	Murray (11)	Soulliere (4)	Sherlock (27)	
9/11	# -Louisville	H	W	15-3, 15-7, 13-15, 15-13	54	.218	45	8	52	6	WC/SM (12)	Murray (19)	Hulstrom (3)	Sherlock (38)	
9/12	# -N. Iowa	H	L	1-15, 10-15, 4-15	26	.017	24	3	25	9	Murray (9)	Murray (12)	Salgado (6)	Sherlock (23)	
9/17	* Oklahoma	H	L	3-15, 7-15, 15-11, 16-14, 10-15	44	.051	36	10	60	9	TM/LS (10)	Murray (19)	Soulliere (6)	Sherlock (32)	
9/18	^ George Wash.	N	W	12-15, 9-15, 15-8, 15-4, 17-15	56	.170	49	12	63	10	Murray (19)	Murray (17)	Soulliere (7)	Sherlock (46)	
9/19	^ Minnesota (RV)	N	L	1-15, 14-16, 9-15	27	.057	26	5	28	8	Murray (7)	Sherlock (9)	Callahan (5)	Sherlock (23)	
9/19	^ at Wyoming	A	L	7-15, 10-15, 10-15	39	.168	35	2	34	3	Murray (11)	Murray (10)	Salgado (2)	Sherlock (34)	
9/25	Illinois State	H	L	12-15, 10-15, 7-15	31	.055	27	4	33	6	Murray (10)	Murray (8)	WC/SS (3)	Sherlock (26)	
9/30	Wyoming	H	L	5-15, 12-15, 4-15	27	.035	24	4	30	7	Salgado (8)	Murray (7)	Soulliere (4)	Sherlock (23)	
10/2	* Nebraska (4)	H	L	4-15, 5-15, 11-15	32	.119	24	4	28	4	Murray (8)	Murray (10)	Soulliere (3)	Sherlock (24)	
10/3	at Regis	A	W	16-14, 8-15, 15-13, 15-8	58	.161	43	13	64	10	Murray (15)	Sherlock (15)	Soulliere (6)	Sherlock (42)	
10/10	* Kansas State	H	L	6-15, 13-15, 10-15	26	.057	23	7	45	8	Murray (8)	Murray (15)	SS/LS (4)	Sherlock (22)	
10/15	* at Oklahoma	A	L	0-15, 1-15, 16-14, 7-15	23	-.087	21	5	29	6	Magda (9)	Murray (7)	Soulliere (4)	Sherlock (21)	
10/16	* at Kansas State	A	L	9-15, 9-15, 15-11, 9-15	35	.130	31	9	53	8	Murray (12)	KB/WC/LS (9)	SS/LS (4)	Sherlock (26)	
10/17	* at Kansas	A	L	15-9, 7-15, 2-15, 7-15	41	.141	37	6	68	6	SM/TM (8)	Murray (15)	Soulliere (4)	Sherlock (34)	
10/24	* Iowa State	H	L	7-15, 13-15, 14-16	52	.162	41	2	40	5	Magda (15)	Sherlock (10)	WC/LS (2)	Sherlock (37)	
10/29	* at Nebraska (7)	A	L	6-15, 3-15, 5-15	23	.108	17	1	25	3	WC/TM (5)	Callahan (6)	Callahan (2)	Sherlock (16)	
10/30	* at Missouri	A	W	15-11, 15-10, 15-8	44	.283	41	7	48	5	Magda (12)	TM/JS (12)	Soulliere (2)	Sherlock (37)	
10/31	* at Iowa State	A	L	0-15, 13-15, 10-15	25	.158	22	7	51	7	KB/SS (5)	Callahan (9)	WC/SS (4)	Sherlock (18)	
11/3	Colorado St. (5)	H	L	15-10, 4-15, 9-15, 8-15	51	.248	42	11	35	6	Murray (13)	Murray (12)	Soulliere (4)	Sherlock (42)	
11/6	* Missouri	H	W	15-4, 15-6, 15-11	39	.253	34	8	31	7	Magda (13)	Gira (8)	Soulliere (5)	Sherlock (34)	
11/7	* Kansas	H	W	15-8, 13-15, 15-3, 15-11	49	.209	38	13	43	8	Murray (14)	Sherlock (9)	Soulliere (6)	Sherlock (33)	
11/12	at San Diego	A	W	1-15, 15-6, 12-15, 15-12, 15-7	61	.222	44	16	47	10	Magda (15)	Murray (12)	Soulliere (5)	Sherlock (40)	
11/13	at LBSU (18)	A	L	11-15, 6-15, 6-15	33	.149	31	6	13	7	Murray (10)	Salgado (4)	Soulliere (3)	Sherlock (27)	
11/14	at Cal-Irvine	A	L	10-15, 14-16, 8-15	43	.307	36	3	23	8	Callahan (10)	Murray (6)	Salgado (4)	Sherlock (35)	
11/20	& Iowa State	N	W	5-15, 12-15, 15-12, 15-9, 16-14	65	.180	51	13	52	12	Murray (20)	Sherlock (15)	WC/LS (5)	Sherlock (45)	
11/21	& Oklahoma	N	L	1-15, 3-15, 3-15	23	.063	21	0	21	4	KB/WC/TM/LS (4)	TM/JS/LS (4)	WC/LS (2)	Sherlock (20)	

* - Big Eight Conference Match; #-Colorado Coors Invitational, Boulder, Colo.; ^ - Wyoming Invitational Volleyball Classic, Laramie, Wyo.; & - Big Eight Conference Tournament, Salina, Kan.; -Match played at the Coors Events Center, all other home matches at Balch Fieldhouse.

Team Statistics

Player	MP-MS	GP	K	E	TA	Pct.	Ast.	SA	SE	RE	Dig	BS	BA	TB	BE
Bruce	25-7	73	87	53	242	.140	10	18	16	55	79	1	6	7	4
Callahan	29-28	100	173	97	534	.142	14	14	41	1	161	16	45	61	18
Capra	15-0	37	0	4	.000	0	1	5	2	12	0	0	0	0	0
Gira	26-0	52	3	3	24	.000	4	0	5	2	50	0	2	2	0
Hulstrom	24-2	52	9	10	47	-.021	3	0	1	2	24	3	7	10	2
Magda	27-24	91	184	124	599	.100	4	12	37	82	106	3	12	15	5
Murray	29-29	101	270	150	878	.137	9	43	85	58	272	5	11	16	3
Salgado	28-24	93	121	91	395	.076	16	32	71	3	74	23	41	64	13
Sherlock	29-29	102	82	31	248	.206	850	37	44	1	197	3	28	31	7
Smith	7-0	11	6	8	38	-.053	0	0	4	5	10	1	0	1	0
Soulliere	29-29	102	166	64	404	.252	8	22	52	9	98	46	57	103	14
Zastrow	26-1	61	1	2	3	-.333	1	2	5	1	25	0	0	0	0
TOTALS	29	102	1102	633	3416	.137	919	181	366	221	1108	101	209	205	66

Team Roster

No.	Name	Pos.	Ht.	Yr.	Hometown (High School / College)
2	Meghan Capra	DS	5-3	Jr.	Denver, Colo. (Marycrest)
3	Kristin Zastrow	DS	5-6	Fr.	Avon, Colo. (Battle Mountain)
4	Tina Murray	LS	5-7	Fr.	Calumet City, Ill. (Thorndridge)
5	Kristine Gira	LS	5-10	So.	Littleton, Colo. (Heritage)
6	Wendy Callahan	LS	5-11	Jr.	Parker, Colo. (Ponderosa/Montana State)
7	*Darla DeRuiter	MB	6-1	Jr.	Gilcrest, Colo. (Valley/Colorado State)
9	Kellie Bruce	LS	6-0	Fr.	Fountain Valley, Calif. (Fountain Valley)
10	Jennifer Sherlock	S	5-9	Fr.	Flossmoor, Ill. (Homewood-Flossmore)
11	Lisa Soulliere	MB	6-1	So.	Littleton, Colo. (Columbia/Nebraska)
12	Amy Hulstrom	MB	6-0	Jr.	Broomfield, Colo. (Northglenn)
13	Andi Smith	LS	5-11	So.	Sterling, Colo. (Sterling)
15	Susan Magda	LS	5-10	Jr.	Arvada, Colo. (Arvada/Hastings)
16	Stephanie Salgado	RS	6-1	Fr.	Yucaipa, Calif. (Yucaipa)

*-Spent the season as a redshirt.

HEAD COACH: Brad Saindon (Arizona State '76, Oklahoma '84)
ASSISTANT COACHES: Jim Miret (Denver '81); Liz Bitner (Northern Colorado '80)

1987 Milestones

- ✓ **Sept. 11**-CU hosts its first ever tournament, the Coors Invitational, and sweeps Michigan State in the first round. This was the Buffs first-ever win over a Division I opponent and just the second match played at the Coors Events Center.
- ✓ **Sept. 17**-As 1986 matches against Big Eight opponents didn't count as conference matches, the Buffs host Oklahoma and take them to five games at Balch Fieldhouse in the program's first Big Eight match.
- ✓ **Oct. 30**-Missouri becomes the first conference victim of the Buffs as CU swept the Tigers in Columbia.
- ✓ **Nov. 6**-The Buffs get their first-ever sweep of a conference opponent by sweeping Missouri in Boulder, this is also the Buffs first conference home victory.
- ✓ **Nov. 20**-CU defeats Iowa State in five games at the Big Eight Tournament in Salina, Kan., and wins the first post-season match in program history.
- ✓ **SEASON**-Playing in its first season with scholarship players, CU finishes tied for fifth in the Big Eight.
- ✓ **SEASON**-The Buffs are led in kills and digs by freshman Tina Murray, while Sophomore Lisa Soulliere leads the team in hitting percentage and blocks and freshman Jennifer Sherlock led in assists.



1988

(22-13 • 8-4 Big Eight (3rd) • 11-4 Home • 6-7 Away • 5-2 Neutral)

Date	Opponent	H/A	W/L	Score	----Team Statistical Totals----								-----Individual Statistical Leaders-----			
					Rank	K	Att%	Ast	SA	Dig	TB	Kills	Digs	Blocks	Assists	
9/1	Southern Cal (11)	H	L	13-15, 13-15, 5-15	—	35	.080	28	6	26	8	Magda (9)	TM/JS (6)	WC/LS (3)	Sherlock (28)	
9/2	N. Arizona	H	W	15-10, 15-10, 12-15, 15-11	—	48	.163	34	9	60	19	Salgado (16)	Murray (18)	Soulliere (12)	Sherlock (33)	
9/7	at Colorado St. (10)	A	L	8-15, 20-18, 9-15, 10-15	—	59	.113	43	5	21	16	Magda (12)	Murray (7)	Sherlock (6)	Sherlock (42)	
9/9	^ Georgia	N	W	15-11, 15-9, 11-15, 15-11	—	57	.320	45	5	28	15	Salgado (12)	Sherlock (10)	Soulliere (7)	Sherlock (43)	
9/10	^ E. Michigan	N	W	15-6, 15-4, 15-12	—	38	.280	30	14	27	9	DD/SM (9)	Magda (7)	WC/SM (4)	Sherlock (27)	
9/10	^ at Indiana	A	L	12-15, 14-16, 12-15	—	42	.189	30	8	30	5	Magda (11)	TM/JS (7)	Sherlock (3)	Sherlock (29)	
9/16	# Mississippi	H	W	15-6, 15-6, 15-10	—	44	.238	32	4	41	12	Sherlock (9)	Murray (11)	Salgado (5)	Sherlock (27)	
9/16	# Wyoming (RV)	H	W	15-12, 15-6, 15-6	—	40	.313	31	8	39	8	Salgado (11)	Murray (11)	WC/SS/LS (3)	Sherlock (30)	
9/17	# Memphis	H	W	15-12, 15-10, 15-2	—	50	.378	42	9	34	12	Magda (11)	Magda (12)	LS/TM (4)	Sherlock (41)	
9/17	# N. Mexico (RV)	H	L	15-6, 2-15, 15-11, 0-15, 7-15	—	70	.226	62	6	72	14	Salgado (15)	Soulliere (15)	Soulliere (7)	Sherlock (56)	
9/20	at Wyoming (RV)	A	W	15-7, 15-7, 15-2	—	42	.337	41	4	37	9	Magda (12)	Murray (17)	Soulliere (6)	Sherlock (39)	
9/23	@ at N. Mexico (RV)	A	L	15-9, 7-15, 4-15, 10-15	—	49	.015	44	2	31	5	Salgado (16)	Salgado (6)	Salgado (4)	Sherlock (41)	
9/24	@ Houston	N	L	11-15, 6-15, 10-15	—	25	.022	21	3	36	7	Salgado (7)	TM/SS (7)	Salgado (4)	Sherlock (12)	
9/24	@ UTEP	N	W	15-3, 15-8, 15-4	—	48	.355	38	8	32	3	Salgado (13)	Salgado (8)	WC/DD/JS (2)	Sherlock (29)	
9/29	* at Oklahoma (RV)	A	L	14-16, 15-8, 15-10, 12-15, 12-15	—	75	.242	58	14	66	16	Salgado (18)	Magda (18)	Sherlock (8)	Sherlock (55)	
10/1	* at Iowa State	A	W	15-5, 15-7, 15-13	—	48	.408	32	5	45	12	Magda (14)	Sherlock (10)	Soulliere (6)	Sherlock (30)	
10/7	* at Kansas State	A	W	15-7, 15-13, 15-7	—	55	.462	56	7	43	8	Magda (21)	Murray (14)	Soulliere (5)	Sherlock (50)	
10/8	* at Nebraska (8)	A	L	11-15, 9-15, 15-13, 7-15	—	65	.209	47	7	41	9	Magda (22)	Murray (10)	DD/JS (4)	Sherlock (43)	
10/13	* Oklahoma (16)	H	L	8-15, 16-14, 6-15, 10-15	—	68	.256	63	9	61	10	Magda (22)	Salgado (16)	Soulliere (4)	Sherlock (57)	
10/15	* Missouri	H	W	15-10, 15-9, 15-4	—	41	.322	34	8	25	8	Salgado (14)	Magda (8)	Soulliere (4)	Sherlock (32)	
10/17	+ Duke	N	W	15-4, 15-8, 15-8	—	39	.232	32	10	39	7	SM/SS (8)	Murray (13)	DD/TM/SS (2)	Sherlock (30)	
10/21	* at Kansas	A	W	16-14, 15-8, 17-15	—	54	.201	41	12	57	14	Salgado (14)	Murray (12)	Callahan (5)	Sherlock (36)	
10/22	* at Missouri	A	W	11-15, 15-4, 10-15, 15-3, 15-10	—	72	.262	55	10	78	11	Salgado (21)	Murray (22)	Soulliere (8)	Sherlock (50)	
10/28	Utah	H	W	15-7, 15-8, 15-7	—	38	.256	31	8	38	10	Salgado (13)	Murray (11)	DeRuiter (5)	Sherlock (27)	
10/29	Tennessee	H	W	15-7, 17-15, 12-15, 15-10	—	61	.262	46	12	58	16	SM/SS (12)	Murray (21)	Soulliere (12)	Sherlock (45)	
11/2	Colorado St. (RV)	H	W	19-17, 9-15, 4-15, 15-12, 15-11	—	85	.163	72	9	91	15	Magda (22)	Murray (21)	JS/LS (3)	Sherlock (66)	
11/4	* Kansas State	H	W	12-15, 15-4, 15-13, 15-8	—	69	.263	58	6	83	12	Magda (19)	Murray (26)	Soulliere (6)	Sherlock (56)	
11/5	* Kansas	H	W	15-3, 15-3, 15-4	—	44	.450	38	5	41	9	Soulliere (10)	Murray (11)	Callahan (3)	Sherlock (32)	
11/10	* Nebraska (5)	H	L	8-15, 1-15, 14-16	—	36	.118	37	4	35	8	Magda (13)	SM/JS (9)	Soulliere (3)	Sherlock (33)	
11/12	* Iowa State	H	W	15-9, 15-13, 15-11	—	45	.207	39	5	50	11	Magda (14)	SM/TM (15)	SS/LS (3)	Sherlock (36)	
11/18	at St. Mary's	A	W	15-8, 15-3, 15-8	—	38	.388	52	7	30	7	JS/SS (7)	Murray (8)	Salgado (4)	Sherlock (32)	
11/19	at San Francisco	A	L	12-15, 13-15, 9-15	—	36	.220	37	11	53	6	Magda (10)	Murray (15)	Salgado (3)	Sherlock (35)	
11/21	@ at Stanford (2)	A	L	12-15, 3-15, 9-15	—	25	.158	22	4	32	4	Magda (8)	Magda (12)	Soulliere (3)	Sherlock (20)	
11/25	& Oklahoma (13)	N	W	15-12, 15-5, 15-11	—	47	.327	41	6	39	9	Magda (14)	Murray (9)	Soulliere (4)	Sherlock (38)	
11/26	& Nebraska (5)	N	L	15-13, 10-15, 5-15, 7-15	—	67	.244	59	3	65	8	Magda (21)	Murray (17)	Salgado (6)	Sherlock (55)	

* - Big Eight Conference Match; # - Colorado Coors Invitational, Boulder, Colo.; ^ - Indiana Hoosier Classic, Bloomington, Ind.; @ - New Mexico Domino's Pizza Classic, Albuquerque, N.M.; + - Match played in Denver, Colo.; & - Big Eight Conference Tournament, Salina, Kan.; All home matches played at Coors Events/Conference Center.

Team Statistics

Player	MP-MS	GP	K	E	TA	Pct.	Ast.	SA	SE	RE	Dig	BS	BA	TB	BE
Bossi	29-7	87	4	2	26	.077	18	0	3	0	79	1	0	1	0
Callahan	35-20	98	133	39	309	.304	7	10	20	0	82	21	42	63	7
Capra	17-0	27	0	0	2	.000	3	0	0	0	4	0	0	0	0
DeRuiter	35-17	92	147	49	311	.315	5	13	31	1	41	28	33	61	10
Elfstein	17-0	46	0	2	3	-.667	1	5	7	2	28	0	0	0	0
Magda	35-34	121	432	203	1098	.209	12	26	68	113	285	19	28	47	9
Murray	35-35	120	262	133	796	.162	11	47	68	56	393	11	22	33	2
Romero	33-1	89	4	5	18	-.056	0	3	5	2	43	1	1	2	0
Salgado	35-33	122	389	155	879	.266	41	55	97	2	192	27	59	86	12
Sherlock	35-35	122	160	44	399	.291	1335	65	56	1	277	19	58	77	15
Soulliere	35-35	118	230	78	565	.269	19	29	48	2	147	69	72	141	20
Zastrow	23-0	44	0	0	3	.000	1	0	3	0	13	0	0	0	0
TOTALS	35	122	1761	710	4409	.238	1453	253	406	179	1584	196	315	353	75

Team Roster

No.	Name	Pos.	Ht.	Yr.	Hometown (High School / College)
1	Karen Bossi	S	5-8	Fr.	Arvada, Colo. (Arvada West)
2	Meghan Capra	DS	5-3	Sr.	Denver, Colo. (Marycrest)
3	Kristin Zastrow	DS	5-6	So.	Avon, Colo. (Battle Mountain)
4	Tina Murray	LS	5-7	So.	Calumet City, Ill. (Thornwood)
6	Wendy Callahan	LS	5-11	Sr.	Parker, Colo. (Ponderosa/Montana State)
7	Daria DeRuiter	MB	6-1	Sr.	Gilcrest, Colo. (Valley/Colorado State)
8	Katie Elfstein	LS	5-8	Fr.	Laguna Beach, Colo. (Laguna Beach)
9	*Wendy Van Wyhe	MB	6-1	Fr.	Chino, Calif. (Ontario Christian)
10	Jennifer Sherlock	S	5-9	So.	Flossmoor, Ill. (Homewood-Flossmoor)
11	Lisa Soulliere	MB	6-1	Jr.	Littleton, Colo. (Columbia/Nebraska)
15	Susan Magda	LS	5-8	Sr.	Arvada, Colo. (Arvada/Hastings)
16	Stephanie Salgado	RS	6-1	So.	Yucaipa, Calif. (Yucaipa)
17	Buffy Romero	LS/S	5-11	Fr.	Long Beach, Calif. (Long Beach Wilson)
—	*Diane Johnson	LS	5-11	Jr.	Los Altos, Calif. (Los Altos/Metro State)

* - Spent the season as a redshirt.

HEAD COACH: Brad Saindon (Arizona State '76, Oklahoma '84)
ASSISTANT COACH: Mike McLean (Pasadena City College '74)

1988 Milestones

- ✓ Oct. 7 - At 10-6 with a win over Kansas State, the Buffs already have more wins than in either of the previous two seasons.
- ✓ Oct. 28 - With a sweep over Utah, the Buffs record their 15th win of the season, this number equals the win total from the first two years combined.
- ✓ Nov. 5 - With a sweep of Kansas at the Coors Events Center, the Buffs cap off a school record nine-straight wins, a record that would hold until 1994.
- ✓ Nov. 23 - Stephanie Salgado, who played in all 122 games for CU, is named first-team All-Big Eight, the first player to receive that honor.
- ✓ Nov. 25 - With a sweep of Oklahoma in the Big Eight Tournament, the Buffs have defeated five of the six league opponents at least once this season.
- ✓ SEASON - CU records its first 20 win season with a 22-13 mark, including a third place Big Eight finish and a second place Big Eight Tournament finish.
- ✓ SEASON - Brad Saindon is named the Big Eight Coach of the Year.
- ✓ SEASON - Jennifer Sherlock leads the Big Eight with 66 services aces in 122 games, becoming the first Buff to win a conference statistical title.

HISTORY



(22-11 • 10-2 Big Eight (2nd) • 8-4 Home • 8-5 Away • 6-2 Neutral)

Date	Opponent	H/A	W/L	Score	Rank	Team Statistical Totals						Individual Statistical Leaders			
						K	Att%	Ast	SA	Dig	TB	Kills	Digs	Blocks	Assists
9/1	^ W.Kentucky	N	W	15-6, 15-7, 15-5	—	36	.210	34	12	21	8	TM/LS (9)	DJ/LS (4)	JS/SM (3)	Sherlock (28)
9/1	^ at S.D. State	A	W	8-15, 14-16, 15-7, 15-4, 15-8	—	87	.305	76	17	68	13	Murray (23)	Murray (18)	JS/WV (5)	Sherlock (66)
9/2	^ UCSB (13)	N	W	15-8, 15-7, 15-9	—	46	.330	41	9	41	4	Murray (16)	Murray (12)	LS/WV (2)	Sherlock (38)
9/3	Texas (8)	H	L	15-7, 15-11, 5-15, 10-15, 9-15	—	85	.255	72	5	82	21	Murray (30)	Kohler (28)	Soulliere (10)	Sherlock (68)
9/8	% San Jose State (18)	N	L	14-16, 11-15, 9-15	—	55	.201	52	3	82	10	Murray (14)	Murray (24)	Soulliere (6)	Sherlock (46)
9/9	% at Purdue	A	W	15-11, 9-15, 15-13, 6-15, 15-7	—	74	.150	69	8	65	11	Murray (19)	Sherlock (16)	LS/WV (5)	Sherlock (57)
9/9	% Penn State (17)	N	W	10-15, 15-13, 15-11, 8-15, 15-3	—	77	.242	68	11	90	8	DJ/SS (17)	Sherlock (21)	Soulliere (4)	Sherlock (55)
9/12	Colorado State (18)	H	L	15-7, 13-15, 8-15, 14-16	—	48	.184	44	8	70	14	Murray (19)	Soulliere (11)	Soulliere (6)	Sherlock (40)
9/13	at Wyoming (RV)	A	L	10-15, 8-15, 7-15	—	44	.150	40	4	57	4	Murray (12)	Murray (16)	Soulliere (3)	Sherlock (35)
9/15	# South Carolina	H	W	15-8, 15-10, 15-13	—	50	.302	38	7	43	9	Murray (13)	Murray (12)	LS/WV (4)	Sherlock (37)
9/16	# Indiana	H	W	15-3, 11-15, 15-11, 15-13	—	67	.280	57	7	63	18	Murray (19)	Murray (18)	Van Wyhe (11)	Sherlock (49)
9/16	# Pepperdine	H	W	6-15, 15-11, 15-11, 15-4	—	44	.221	35	5	61	11	Soulliere (10)	MK/SS (14)	Soulliere (9)	Sherlock (32)
9/22	~ Memphis State	N	W	15-9, 15-7, 15-13	—	47	.258	40	8	55	7	Soulliere (11)	Murray (19)	Van Wyhe (4)	Sherlock (36)
9/23	~ South Florida	N	W	15-6, 15-7, 15-11	—	38	.272	36	3	46	5	Soulliere (9)	Meeker (10)	Soulliere (4)	Metro (17)
9/23	~ at Tennessee	A	W	15-8, 15-8, 15-3	—	36	.338	29	6	38	9	Kohler (9)	Murray (12)	Soulliere (6)	Sherlock (29)
9/26	Wyoming (RV)	H	L	13-15, 14-16, 6-15	—	44	.252	37	5	62	5	Soulliere (12)	Soulliere (15)	JS/LS (2)	Sherlock (34)
9/30	* Nebraska (5)	H	L	13-15, 4-15, 10-15	—	45	.243	40	2	53	6	Murray (12)	Sherlock (14)	JS/LS (2)	Sherlock (40)
10/6	* Iowa State	H	W	15-2, 15-6, 15-11	—	40	.330	30	3	39	12	Murray (10)	TMJS (8)	Sherlock (4)	Sherlock (29)
10/7	* Kansas	H	W	13-15, 15-0, 15-8, 15-4	—	70	.346	58	4	80	8	Soulliere (21)	Kohler (18)	LS/WV (4)	Sherlock (54)
10/13	* at Kansas State	A	W	15-4, 15-6, 15-9	—	36	.397	32	5	35	3	Soulliere (8)	JM/MK (6)	Soulliere (3)	Sherlock (32)
10/14	* at Nebraska (4)	A	L	7-15, 15-10, 6-15, 15-17	—	59	.177	55	5	55	6	Murray (25)	Salgado (9)	Soulliere (4)	Sherlock (47)
10/21	* Missouri	H	W	15-8, 15-2, 15-3	—	35	.378	31	9	26	8	TM/SS/LS (7)	Salgado (7)	Van Wyhe (4)	Sherlock (29)
10/26	* at Oklahoma	A	W	15-4, 12-15, 17-15, 15-6	—	58	.150	48	6	59	13	TM/LS (15)	Kohler (15)	Soulliere (8)	Sherlock (46)
10/28	* at Iowa State	A	W	15-8, 15-4, 10-15, 15-6	—	62	.292	57	4	62	13	Murray (14)	Kohler (13)	Soulliere (7)	Sherlock (55)
11/3	* at Missouri	A	W	15-4, 15-11, 18-16	—	40	.184	37	11	40	10	Soulliere (10)	Murray (11)	Soulliere (8)	Sherlock (20)
11/4	* at Kansas	A	W	15-9, 15-4, 15-12	—	46	.267	44	8	67	7	Salgado (12)	Murray (13)	Soulliere (5)	Sherlock (34)
11/10	* Kansas State	H	W	15-3, 15-3, 15-7	—	25	.296	21	6	25	9	Salgado (6)	Kohler (5)	LS/WV (3)	Sherlock (18)
11/11	* Oklahoma	H	W	15-11, 15-10, 15-7	—	44	.327	39	7	57	9	Murray (14)	Kohler (13)	Van Wyhe (5)	Sherlock (36)
11/14	at Colorado St. (RV)	A	L	9-15, 15-11, 7-15, 4-15	—	52	.153	49	7	49	13	Murray (20)	Kohler (10)	Soulliere (5)	Sherlock (45)
11/17	+ at Texas (7)	A	L	11-15, 15-11, 3-15, 16-14, 12-15	—	59	.128	50	5	89	15	Kohler (12)	Kohler (17)	Soulliere (15)	Sherlock (49)
11/18	+ Oklahoma	N	W	20-18, 15-10, 13-15, 15-7	—	64	.200	60	8	81	12	Salgado (18)	Murray (20)	Soulliere (6)	Sherlock (53)
11/24	& Oklahoma	N	L	12-15, 15-13, 6-15, 9-15	—	58	.083	54	5	75	12	Murray (24)	Kohler (16)	Soulliere (10)	Sherlock (51)
12/2	\$ Minnesota (18)	A	L	12-15, 15-13, 6-15, 9-15	—	48	.145	40	2	59	12	Soulliere (13)	Kohler (12)	LS/SS (6)	Sherlock (29)

* - Big Eight Conference Match; # - Colorado Coors Tournament, Boulder, Colo.; ^ - Grand Prix Classic, San Diego, Calif.; % - Purdue Premier Tournament, West Lafayette, Ind.; ~ - Tennessee Ladies VB Classic, Knoxville, Tenn.; + - Texas Tournament, Austin, Texas; & - Big Eight Conference Tournament, Salina, Kan.; \$ - NCAA Tournament First Round, Minneapolis, Minn.; All Home Matches Played At Coors Events/Conference Center.

Team Statistics

Player	MP-MS	GP	K	E	TA	Pct.	Ast.	SA	SE	RE	Dig	BS	BA	TB	BE	BHE	
Jestadt	29-4	53	53	32	174	.121	10	12	17	0	99	0	21	21	3	0	
Johnson	30-3	61	86	41	235	.191	4	12	23	17	78	3	6	9	4	0	
Kohler	33-26	106	207	112	708	.134	11	34	45	41	308	3	24	27	5	6	
Meeker	32-14	101	28	21	96	.073	6	26	52	10	168	0	3	3	1	1	
Metro	18-1	27	16	6	48	.208	24	2	9	0	9	2	8	10	6	3	
Murray	33-32	116	449	162	1225	.234	21	29	45	48	368	11	24	35	11	3	
Romero	20-2	46	7	1	16	.375	34	3	8	0	48	0	2	2	0	3	
Salgado	33-28	110	257	113	661	.218	35	35	53	2	255	11	60	71	7	12	
Sherlock	33-32	118	99	20	262	.302	1332	24	35	1	262	8	57	65	20	37	
Soulliere	33-32	119	354	96	764	.338	25	38	36	2	243	59	109	168	29	3	
Van Wyhe	33-18	104	160	64	394	.244	11	1	8	0	54	34	64	98	14	5	
TOTALS		33	119	1716	668	4583	.229	1513	214	331	121	1892	131	378	320	100	73

Team Roster

No.	Name	Pos.	Ht.	Yr.	Hometown (High School / College)
2	Stacy Metro	S	6-1	Fr.	Lakewood, Colo. (Mayfair)
4	Tina Murray	LS	5-7	Jr.	Calumet City, Ill. (Thornwood)
6	Diane Johnson	LS	5-11	Jr.	Los Altos, Calif. (Los Altos/Metro State)
8	*Katie Zabransky	MB	6-2	Fr.	Brookfield, Wis. (Brookfield East)
9	Wendy Van Wyhe	MB	6-1	RFr.	Chino, Calif. (Ontario Christian)
10	Jennifer Sherlock	S	5-9	Jr.	Flossmoor, Ill. (Homewood-Flossmoor)
11	Lisa Soulliere	MB	6-1	Jr.	Littleton, Colo. (Columbia/Nebraska)
12	Tiffany Jestadt	RS	6-0	Fr.	Scottsdale, Ariz. (Chaparral)
15	Jennifer Meeker	LS	5-10	Fr.	Mesa, Ariz. (Mountain View)
16	Stephanie Salgado	RS	6-1	Jr.	Yucaipa, Calif. (Yucaipa)
17	Buffy Romero	LS	5-11	So.	Long Beach, Calif. (Long Beach Wilson)
18	Michele Kohler	LS	5-9	Fr.	Oak Lawn, Ill. (H.L. Richards)

* - Spent the season as a redshirt.

HEAD COACH: Mike McLean (Pasadena City College '74)
ASSISTANT COACH: Pi'i Aiu (Colorado '89)

1989 Milestones

- ✓ **Sept. 1**—Mike McLean replaces Brad Saindon as the second coach in CU history as Saindon takes a leave to coach the US National Team. After three years as team manager, Pi'i Aiu becomes an assistant coach.
- ✓ **Sept. 2**—The Buffs win their first early season tournament title as they knock off three opponents in two days at the Grand Prix Classic in San Diego.
- ✓ **Sept. 8**—With 24 digs in a three game match, Tina Murray sets a record that still stands.
- ✓ **Sept. 16**—With 11 blocks against Indiana, Wendy Van Wyhe sets a three-game CU record that still stands.
- ✓ **Sept. 16**—The Buffs win their first Colorado Invitational by beating Pepperdine 3-1.
- ✓ **Nov. 17**—With 15 blocks at Texas, Lisa Soulliere sets a single-match CU record that still stands.
- ✓ **Dec. 2**—The Buffs play in their first-ever NCAA Tournament, a 3-1 loss at Minnesota in the first round.
- ✓ **SEASON**—CU would rank as high as No. 9 and ends the season with a 22-11 mark.
- ✓ **SEASON**—Tina Murray becomes the program's first All-American, as she is an honorable mention from Volleyball Magazine. She is also the first Buff to go over 1,000 career digs.
- ✓ **SEASON**—Lisa Soulliere leads the Big Eight with 169 total blocks and an average of 1.4 per game.
- ✓ **SEASON**—Soulliere and Murray are both first-team All-Big Eight selections.

HISTORY



1990

(20-15 • 9-3 Big Eight (2nd) • 9-3 Home • 6-8 Away • 5-4 Neutral)

Date	Opponent	H/A	W/L	Score	Rank	-----Team Statistical Totals-----						-----Individual Statistical Leaders-----			
						K	Att%	Ast	SA	Dig	TB	Kills	Digs	Blocks	Assists
9/1	at BYU (16)	A	L	15-11, 8-15, 12-15, 16-18	—	62	.168	50	8	66	5	Jestadt (16)	Murray (21)	Van Wyhe (3)	Sherlock (44)
9/3	+ Idaho State	H	L	15-17, 8-15, 15-10, 9-15	—	76	.206	59	4	97	13	Murray (26)	Murray (19)	Van Wyhe (4)	Romero (30)
9/4	Weber State	H	W	15-6, 15-10, 15-6	—	41	.172	38	5	68	6	Murray (14)	Sherlock (20)	TJ/DJ/SS (2)	Sherlock (28)
9/7	^ Georgetown	N	W	15-8, 13-15, 14-16, 15-3, 16-14	—	78	.235	74	7	88	14	Jestadt (17)	Romero (17)	Romero (5)	Romero (52)
9/8	^ Maryland	N	W	15-7, 15-9, 15-5	—	37	.239	33	1	75	9	Jestadt (11)	Murray (18)	Jestadt (4)	Romero (30)
9/8	^ at Penn State (13)	A	L	7-15, 4-15, 7-15	—	23	.090	23	3	38	5	Murray (7)	Johnson (7)	Zabransky (3)	Romero (21)
9/11	at Colorado State	A	L	4-15, 5-15, 15-4, 13-15	—	49	.136	47	2	53	9	Murray (13)	TJ/TM (11)	Jestadt (7)	Sherlock (41)
9/14	at Arizona (15)	A	L	8-15, 10-15, 13-15	—	46	.145	44	3	50	8	Jestadt (14)	Jestadt (14)	Van Wyhe (5)	Sherlock (31)
9/15	at Arizona State	A	L	8-15, 13-15, 6-15	—	50	.200	38	1	67	4	Jestadt (16)	Kohler (20)	Jestadt (3)	Sherlock (38)
9/21	# Loyola Marymount	H	W	15-4, 15-10, 15-8	—	45	.234	36	5	80	11	Kohler (11)	Murray (21)	Van Wyhe (5)	Sherlock (34)
9/22	# Wyoming (RV)	H	W	15-8, 15-9, 14-16, 15-17, 15-4	—	85	.223	75	12	155	19	Jestadt (17)	Murray (26)	Van Wyhe (8)	Sherlock (63)
9/22	# Florida State	H	W	15-4, 15-5, 9-15, 15-5	—	60	.324	51	4	79	10	Jestadt (13)	Murray (17)	VV/KZ (5)	Sherlock (43)
9/29	* Iowa State	H	W	15-7, 15-8, 15-11	—	46	.235	38	1	71	13	Murray (10)	Jestadt (17)	Van Wyhe (6)	Sherlock (25)
10/2	at Wyoming (RV)	A	L	15-8, 17-15, 4-15, 9-15, 8-15	—	62	.114	58	4	67	8	Murray (18)	Murray (22)	Van Wyhe (5)	Sherlock (52)
10/5	% Kentucky	N	W	15-6, 15-2, 13-15, 8-15, 15-7	—	77	.255	63	11	27	11	Jestadt (19)	Van Wyhe (8)	Van Wyhe (7)	Sherlock (59)
10/6	% Penn State (8)	N	L	7-15, 15-13, 10-15, 8-15	—	48	.128	46	7	69	5	Jestadt (14)	Kohler (18)	Van Wyhe (4)	Sherlock (39)
10/12	* Missouri	H	W	15-5, 15-13, 15-10	—	49	.265	40	4	61	12	TJ/TM (11)	Murray (18)	Van Wyhe (7)	Romero (24)
10/13	* Oklahoma	H	W	3-15, 15-13, 15-6, 15-8	—	68	.244	59	8	61	13	Kohler (18)	TJ/TM (13)	Zabransky (8)	Vranesh (54)
10/17	Colorado State	H	L	10-15, 4-15, 15-11, 15-8, 4-15	—	65	.158	57	2	99	13	Jestadt (18)	Murray (27)	Zabransky (7)	Vranesh (55)
10/19	* at Kansas State	A	W	15-4, 15-9, 15-2	—	54	.495	52	7	46	6	Jestadt (17)	Vranesh (9)	Van Wyhe (3)	Vranesh (47)
10/20	* at Kansas	A	W	15-9, 16-14, 15-13	—	46	.254	38	3	83	5	Jestadt (18)	Vranesh (19)	Salgado (3)	Vranesh (32)
10/26	* at Iowa State	A	L	10-15, 11-15, 12-15	—	49	.212	43	6	62	8	Kohler (15)	Kohler (18)	Van Wyhe (6)	Sherlock (21)
10/27	* at Nebraska (4)	A	L	5-15, 4-15, 11-15	—	26	.026	24	4	32	8	Jestadt (11)	Kohler (7)	Jestadt (5)	Vranesh (20)
11/3	* at Oklahoma	A	W	13-15, 15-5, 15-10, 15-0	—	59	.254	53	9	46	8	Van Wyhe (15)	Kohler (13)	Van Wyhe (6)	Vranesh (45)
11/9	at Notre Dame	A	W	15-13, 15-3, 15-12	—	57	.446	40	7	34	3	Murray (16)	Murray (9)	Jestadt (2)	Sherlock (27)
11/10	* at Missouri	A	W	7-15, 15-3, 15-6, 15-6	—	54	.223	41	6	79	8	MK/TM (14)	Murray (18)	Jestadt (4)	Vranesh (35)
11/13	* Nebraska (2)	H	L	15-5, 15-11, 3-15, 7-15, 5-15	—	68	.218	50	4	90	11	Kohler (20)	Murray (28)	Van Wyhe (5)	Vranesh (41)
11/16	* Kansas State	H	W	15-12, 15-2, 17-15	—	44	.139	39	6	52	8	Murray (12)	Jestadt (10)	VV/KZ (4)	Vranesh (36)
11/17	* Kansas	H	W	16-14, 15-4, 15-7	—	49	.223	40	9	63	12	Murray (13)	Murray (14)	Van Wyhe (8)	JS/NV (19)
11/23	& Iowa State	N	W	15-13, 15-10, 15-13	—	43	.159	35	7	44	7	Jestadt (14)	Murray (14)	Van Wyhe (4)	Sherlock (23)
11/24	& Nebraska (2)	N	L	5-15, 13-15, 9-15	—	38	.101	36	6	39	6	TJ/TM (12)	Kohler (9)	Van Wyhe (4)	Vranesh (33)
11/29	@ Hofstra	N	W	15-11, 15-8, 15-7	—	40	.407	36	10	43	4	Kohler (10)	Jestadt (8)	VV/KZ (2)	Vranesh (34)
11/29	@ at Tennessee	A	W	15-5, 15-10, 15-5	—	51	.287	47	8	44	10	Murray (17)	TM/NV (9)	Zabransky (5)	Vranesh (38)
11/30	@ Eastern Michigan	N	L	7-15, 15-13, 11-15, 13-15	—	87	.192	73	9	112	6	TJ/VV (20)	Kohler (34)	VV/KZ (3)	Sherlock (41)
11/30	@ Houston	N	L	10-15, 9-15, 15-12, 5-15	—	72	.203	69	5	71	14	Van Wyhe (20)	Murray (23)	Vranesh (8)	Vranesh (68)

* - Big Eight Conference Match; # - Colorado Coors Light Invitational, Boulder, Colo.; ^ - Penn State Tournament, University Park, Penn.; % - Sportmart Classic, Chicago, Ill.; & - Big Eight Championships, Omaha, Neb.; @ WIVC Tournament, Knoxville, Tenn.; + - Idaho State forfeited the match; All Home Matches At the Coors Events/Conference Center.

Team Statistics

Player	MP-MS	GP	K	E	TA	Pct.	Ast.	SA	SE	RE	Dig	BS	BA	TB	BE	BHE
Chiang	33-1	111	0	2	11	.182	5	17	17	2	145	0	0	0	0	0
Jestadt	35-32	123	415	166	1012	.246	62	29	55	5	306	31	60	91	17	13
Johnson	15-3	29	33	24	109	.083	2	8	14	4	44	4	2	6	7	3
Kohler	34-29	117	357	174	1098	.167	12	32	50	44	416	4	9	13	6	6
Meeker	28-4	59	58	50	200	.040	3	8	13	15	105	4	7	11	2	3
Murray	35-33	123	377	140	1212	.196	11	34	42	54	490	3	9	12	7	2
Romero	32-9	82	22	3	59	.322	195	3	5	1	108	5	13	18	5	3
Salgado	17-8	44	65	31	192	.177	10	7	12	1	84	9	14	23	6	7
Sherlock	26-13	75	50	8	111	.378	679	19	17	1	174	2	14	16	7	13
Van Wyhe	34-28	119	289	97	635	.302	8	9	19	1	114	71	64	135	24	9
Vranesh	32-19	107	61	14	135	.348	648	16	30	2	207	4	21	25	11	21
Zabransky	33-24	110	177	89	462	.190	10	16	54	1	118	46	50	96	16	9
TOTALS	35	128	1904	798	5236	.211	1645	198	328	131	2311	183	263	314	108	89

Team Roster

No.	Name	Pos.	Ht.	Yr.	Hometown (High School / College)
3	Stephanie Chiang	DS	5-3	Fr.	Irvine, Calif. (Irvine)
4	Tina Murray	LS	5-7	Jr.	Calumet City, Ill. (Thornwood)
5	Tiffany Jestadt	RS	6-0	So.	Scottsdale, Ariz. (Chaparral)
6	Diane Johnson	LS	5-11	Sr.	Los Altos, Calif. (Los Altos/Metro State)
7	Nicole Vranesh	S	5-8	Fr.	Las Vegas, Nevada (Bonanza)
8	Katie Zabransky	MB	6-2	RFr.	Brookfield, Wis. (Brookfield East)
9	Wendy Van Wyhe	MB	6-1	So.	Chino, Calif. (Ontario Christian)
10	Jennifer Sherlock	S	5-9	Sr.	Flossmoor, Ill. (Homewood-Flossmoor)
13	*Jennifer Mason	MB	6-1	Fr.	Minden, Nev. (Douglas County)
15	Jennifer Meeker	LS	5-10	So.	Mesa, Ariz. (Mountain View)
16	Stephanie Salgado	RS	6-1	Sr.	Yucaipa, Calif. (Yucaipa)
17	Buffy Romero	LS/S	5-11	Jr.	Long Beach, Calif. (Long Beach Wilson)
18	Michele Kohler	LS	5-9	So.	Oak Lawn, Ill. (H.L. Richards)

* - Spent the season as a redshirt.

HEAD COACH: Mike McLean from 9/1-10/6 & Brad Saindon from 10/12-11/30
ASSISTANT COACH: Pi'i Aiu (Colorado '89)

1990 Milestones

- ✓ **Oct. 12**—Brad Saindon returns from his leave of absence and takes over as head coach, at 9-7, he leads them to a win in his first match back and a to a 12-7 overall record the rest of the season.
- ✓ **Nov. 29-30**—The Buffs make their second straight post-season appearance, this time in the WIVC Tournament in Knoxville, Tenn., where they win two of four matches.
- ✓ **STAT SHOTS**—Tina Murray becomes the first player in CU history to reach 1,000 kills and thus the first to reach 1,000 kills and digs in a career.
- ✓ **STAT SHOTS**—Murray's 490 digs this season is still a standing record. Her 3.96 digs per game led the Big Eight, while Michele Kohler's 3.56 was third.
- ✓ **STAT SHOTS**—Jennifer Sherlock surpassed the 4,000 assist barrier for a career, the first Buff to do so.
- ✓ **STAT SHOTS**—Lisa Soulliere reaches the 400 block plateau for a career, also the first Buff to accomplish that feat.
- ✓ **AWARDS**—Jennifer Sherlock is named academic all-district, the first Buff to earn such an honor. Tiffany Jestadt is named first-team all-Big Eight.

HISTORY

1991



(25-10 • 10-2 Big Eight (2nd) • 10-2 Home • 7-5 Away • 8-3 Neutral)

Date	Opponent	H/A	W/L	Score	Rank	-----Team Statistical Totals-----						-----Individual Statistical Leaders-----			
						K	Att%	Ast	SA	Dig	TB	Kills	Digs	Blocks	Assists
8/30	^ at Portland	A	L	15-13, 15-9, 9-15, 14-16, 8-15	---	76	.224	70	6	132	14	Jestadt (17)	NV/SW (28)	Zabransky (8)	Vranesh (56)
8/30	^ Montana	N	W	15-10, 17-15, 15-12	---	51	.271	49	15	67	8	Downey (15)	Downey (19)	WV/KZ (3)	Romero (25)
8/31	^ Baylor	N	W	15-3, 15-6, 15-9	---	49	.382	45	10	54	4	Downey (12)	Wolfe (12)	kd/tj/vv/kz/jz (1)	Vranesh (38)
8/31	^ Oregon (RV)	N	L	7-15, 11-15, 17-15, 10-15	---	74	.159	70	10	110	17	Downey (23)	Downey (27)	WV/KZ (6)	Vranesh (62)
9/2	Montana State	H	W	15-6, 15-9, 15-5	---	42	.359	34	6	31	6	KD/KZ (10)	Kohler (9)	Van Wyhe (3)	Vranesh (34)
9/6	# Northwestern	H	W	15-12, 15-10, 15-8	---	65	.348	57	3	58	8	Downey (12)	kd/mk/tf/nv/sw (10)	kd/vv/kz (3)	Vranesh (52)
9/6	# Stanford (2)	H	L	7-15, 8-15, 8-15	---	32	.090	23	4	49	10	Downey (9)	Downey (14)	TJ/KZ (3)	Vranesh (23)
9/7	# Houston	H	W	13-15, 15-5, 15-3, 15-7	---	74	.350	57	8	89	8	Jestadt (15)	Jestadt (17)	Van Wyhe (3)	Vranesh (54)
9/13	! Pepperdine (11)	N	W	6-15, 15-2, 15-11, 7-15, 15-10	---	68	.203	65	10	73	8	Downey (17)	Downey (21)	WV/KZ (4)	Vranesh (59)
9/14	! at Washington (RV)	A	L	11-15, 10-15, 15-9, 14-16	---	75	.209	72	4	63	10	Jestadt (24)	TJ/NV (21)	Zabransky (7)	Vranesh (70)
9/14	! Iowa	N	W	15-9, 15-9, 15-3	---	54	.406	50	8	32	6	Wolfe (11)	Wolfe (12)	Zumerchik (3)	Vranesh (44)
9/18	at Colorado State	A	W	7-15, 13-15, 15-8, 15-10, 15-7	---	59	.157	53	11	80	14	Jestadt (14)	Kohler (14)	Van Wyhe (7)	Vranesh (50)
9/21	+ Gonzaga	N	W	15-7, 15-11, 11-15, 15-6	---	53	.289	40	7	40	8	MK/WV (14)	Downey (12)	Van Wyhe (6)	Vranesh (38)
9/21	at Wyoming	A	W	15-9, 6-15, 15-13, 15-6	---	59	.239	45	7	62	12	Meeker (11)	Downey (13)	Van Wyhe (6)	Vranesh (43)
9/27	% Nebraska (9)	A	L	10-15, 13-15, 7-15	---	37	.080	31	9	45	4	Zabransky (13)	Downey (14)	KD/WV/KZ (2)	Vranesh (31)
9/28	% Georgia (RV)	N	L	8-15, 7-15, 11-15	---	52	.240	47	4	50	11	Downey (13)	Kohler (11)	Van Wyhe (5)	Vranesh (46)
9/28	% Maryland	N	W	15-8, 15-11, 15-13	---	74	.285	68	6	65	9	Meeker (17)	Meeker (15)	Zabransky (7)	Vranesh (63)
10/3	* Missouri	H	W	15-3, 15-4, 15-6	---	46	.449	38	4	25	5	Jestadt (10)	Vranesh (6)	Zabransky (4)	Vranesh (38)
10/5	* Oklahoma	H	W	15-10, 15-13, 15-6	---	63	.313	54	5	42	7	Kohler (15)	Vranesh (9)	Van Wyhe (5)	Vranesh (54)
10/10	* at Iowa State	A	W	15-2, 15-10, 15-6	---	44	.360	41	5	50	6	Downey (12)	KD/MK/TJ (10)	TJ/NV (3)	Vranesh (39)
10/12	* at Missouri	A	W	15-12, 15-10, 11-15, 15-1	---	64	.300	57	4	62	12	Wolfe (18)	MK/SW (13)	WV/KZ (5)	Vranesh (54)
10/18	* at Kansas	A	W	15-13, 6-15, 15-11, 17-15	---	81	.255	75	7	120	8	WV/KZ (18)	Downey (25)	Zabransky (5)	Vranesh (73)
10/19	* at Kansas State	A	W	15-11, 15-5, 15-2	---	55	.355	54	5	44	7	Zabransky (15)	Vranesh (9)	Zabransky (4)	Vranesh (46)
10/25	* Iowa State	H	W	16-14, 15-4, 15-8	---	50	.402	42	6	40	4	Downey (16)	Wolfe (9)	Zabransky (2)	Vranesh (31)
10/26	* Nebraska (8)	H	L	14-16, 12-15, 9-15	---	62	.204	53	10	60	6	Downey (16)	Kohler (13)	Zabransky (3)	Vranesh (53)
11/1	@ at Texas (7)	A	L	15-10, 6-15, 15-12, 7-15, 12-15	---	66	.173	61	5	71	4	KD/WV (16)	Kohler (17)	Van Wyhe (2)	Vranesh (61)
11/2	@ Houston	N	W	11-15, 15-0, 15-13, 15-13	---	63	.189	49	9	83	9	Zabransky (20)	Vranesh (19)	Zabransky (5)	Vranesh (44)
11/5	Colorado State	H	W	15-6, 15-12, 5-15, 15-5	---	73	.280	69	11	59	11	Van Wyhe (25)	Vranesh (15)	Van Wyhe (6)	Vranesh (65)
11/9	* at Oklahoma	A	W	14-16, 11-15, 15-7, 15-9, 15-12	---	91	.353	82	13	61	10	Downey (20)	MK/NV (13)	Van Wyhe (5)	Vranesh (72)
11/15	* Kansas	H	W	15-5, 15-11, 10-15, 15-8	---	92	.288	79	7	112	13	Downey (28)	Wolfe (28)	Zabransky (9)	Vranesh (73)
11/22	* Kansas State	H	W	15-11, 15-8, 15-5	---	62	.281	55	2	70	14	Downey (18)	KD/MK (15)	NV/KZ (7)	Vranesh (53)
11/26	Wyoming	H	W	15-2, 15-5, 15-6	---	49	.440	44	11	33	2	Downey (18)	Kohler (7)	Zabransky (2)	Vranesh (43)
11/29	& Kansas	N	W	15-7, 15-3, 15-8	---	48	.330	42	8	41	5	Kohler (14)	Vranesh (14)	Zabransky (4)	Vranesh (35)
11/30	& Nebraska (7)	N	L	8-15, 7-15, 5-15	---	37	.120	33	2	29	8	Downey (10)	SW/KZ (6)	Van Wyhe (5)	Vranesh (33)
12/7	\$ Penn State (15)	A	L	15-8, 15-10, 11-15, 6-15, 11-15	---	76	.199	68	3	79	11	Downey (34)	Kohler (20)	Zabransky (7)	Vranesh (64)

* - Big Eight Conference Match; # - Colorado Invitational, Boulder, Colo.; ^ - Portland Invitational, Portland, Ore.; ! - Washington Eddie Bauer First Serve Classic, Seattle, Wash.; % - Nebraska First Tier Invitational, Lincoln, Neb.; & - Big Eight Championships, Omaha, Neb.; @ - Texas Challenge, Austin, Texas; + - Match Played In Laramie, Wyo.; \$ - NCAA Tournament First Round, University Park, Pa.; All Home Matches At The Coors Events/Conference Center.

Team Statistics

Player	MP-MS	GP	K	E	TA	Pct.	Ast.	SA	SE	RE	Dig	BS	BA	TB	BE	BHE
Chiang	34-0	117	3	0	11	.273	3	25	35	1	161	0	0	0	0	2
Downey	35-35	114	440	168	1108	.245	20	45	123	47	371	15	41	56	9	10
Jestadt	30-30	89	245	86	589	.270	39	9	47	1	196	9	41	50	3	9
Kohler	35-35	114	297	118	888	.202	8	35	43	33	351	2	13	15	0	8
Meeker	28-0	74	97	46	271	.188	9	11	49	27	120	4	8	12	4	5
Romero	3-0	8	1	0	1	1.000	34	2	0	0	7	0	3	3	0	5
Van Wyhe	34-34	122	359	95	754	.350	3	10	26	1	85	43	66	109	11	1
Vranesh	35-35	126	101	40	280	.218	1712	25	59	0	352	7	48	55	6	32
Wolfe	35-5	121	167	70	446	.217	15	59	98	18	298	2	12	14	0	3
Zabransky	35-35	121	341	121	749	.294	13	20	68	4	193	41	88	129	16	10
Zumerchik	30-1	64	63	18	126	.357	6	4	15	0	46	5	23	28	3	1
TOTALS	35	127	2114	762	5223	.259	1862	245	563	132	2180	128	343	299	52	86

Team Roster

No.	Name	Pos.	Ht.	Yr.	Hometown (High School / College)
1	*Kelly Prahm	RS	5-9	Fr.	Los Altos, Calif. (St. Francis)
2	Janine Zumerchik	MB	6-2	Fr.	Palos Park, Ill. (Carl Sandburg)
3	Stephanie Chiang	DS	5-4	So.	Irvine, Calif. (Irvine)
4	Staci Wolfe	LS	5-10	Fr.	San Jose, Calif. (St. Francis)
5	Tiffany Jestadt	RS	6-0	Jr.	Scottsdale, Ariz. (Chaparral)
7	Nicole Vranesh	S	5-9	So.	Las Vegas, Nev. (Bonanza)
8	Katie Zabransky	MB	6-2	So.	Brookfield, Wis. (Brookfield East)
9	Wendy Van Wyhe	MB	6-1	Jr.	Chino, Calif. (Ontario Christian)
10	Karrie Downey	LS	5-10	Fr.	La Mesa, Calif. (Helix)
13	Jennifer Mason	M	6-1	Fr.	Minden, Nev. (Douglas)
15	Jennifer Meeker	LS	5-10	Jr.	Mesa, Ariz. (Mountain View)
17	Buffy Romero-Lee	S	5-11	Sr.	Long Beach, Calif. (Long Beach Wilson)
18	Michele Kohler	LS	5-7	Jr.	Oaklawn, Ill. (H.L. Richards)

* - Spent the season as a redshirt.

HEAD COACH: Brad Saindon (Arizona State '76, Oklahoma '84)
ASSISTANT COACH: Pi'i Aiu (Colorado '89)

1991 Milestones

- ✓ **Sept. 13**—Colorado defeats Pepperdine, ranked No. 13, for the program's first ever win over a Top 15 team, in the first round of the Eddie Bauer First Serve Classic in Seattle, Wash.
- ✓ **Nov. 5**—With a 3-1 win over Colorado State, the program records its 100th win.
- ✓ **Dec. 7**—CU ends the year with a marathon match against Penn State in the NCAA Tournament, the second tournament in program history and the third straight trip to the postseason for CU.
- ✓ **AWARDS**—Nicole Vranesh and Wendy Van Wyhe are both named first-team All-Big Eight.
- ✓ **STAT SHOTS**—Nicole Vranesh's 1,712 assists are still a CU single-season record, and was an all-time Big Eight record at the time. Her 13.67 assists per game was tops in the Big Eight and NCAA for 1993, and a CU record at the time.
- ✓ **STAT SHOTS**—Staci Wolfe led the Big Eight in service aces with 59 in 122 games, or .48 per game. Her 10 aces against Montana in her second career match is still a CU and NCAA record, and it was in a three-game match.
- ✓ **STAT SHOTS**—Michele Kohler becomes the second player in CU history to record 1,000 career digs.
- ✓ **STAT SHOTS**—CU's 16.66 team kills per game ranked sixth in the NCAA and their 14.74 assists ranked eighth. Both were tops in the Big Eight along with their average of 17.17 digs per game.

HISTORY



1992

(22-9 • 10-2 Big Eight (2nd) • 10-2 Home • 8-5 Away • 4-2 Neutral)

Date	Opponent	H/A	WL	Score	Team Statistical Totals								Individual Statistical Leaders			
					Rank	K	Att%	Ast	SA	Dig	TB	Kills	Digs	Blocks	Assists	
9/3	# DePaul	H	W	15-8, 15-7, 15-1	19	38	.296	32	6	49	8	Kohler (12)	Vranesh (14)	Zumerchik (4)	Vranesh (28)	
9/4	# Oregon	H	W	15-11, 15-8, 15-9	19	52	.218	45	5	48	6	Kohler (15)	KD/SW (10)	Sweeney (4)	Vranesh (41)	
9/5	# Rhode Island	H	W	15-1, 15-9, 15-3	19	43	.367	34	10	32	5	Downey (14)	Downey (8)	Sweeney (3)	Vranesh (33)	
9/7	at Wyoming (RV)	A	W	15-7, 15-11, 12-15, 9-15, 15-10	19	83	.237	68	10	75	9	Zumerchik (22)	Vranesh (18)	Zumerchik (4)	Vranesh (66)	
9/11	^ Ohio State (14)	N	L	15-13, 11-15, 6-15, 15-10, 13-15	16	61	.193	62	13	53	9	Downey (18)	Kohler (15)	Zumerchik (4)	Vranesh (57)	
9/12	^ at Illinois (12)	A	L	6-15, 11-15, 15-6, 9-15	16	49	.156	47	11	47	10	Downey (18)	Kohler (11)	Zumerchik (7)	Vranesh (40)	
9/16	Western Kentucky	H	W	15-7, 15-1, 15-6	16	41	.325	36	11	26	11	HS/SW (8)	Kohler (8)	Sweeney (10)	Vranesh (34)	
9/18	! DePaul	N	W	16-14, 15-9, 15-8	16	49	.225	46	13	46	5	Zumerchik (14)	MK/NV (10)	Kohler (3)	Vranesh (43)	
9/19	! Virginia Tech	N	W	15-10, 15-9, 15-12	16	61	.352	57	5	51	5	Kohler (22)	KD/SW (10)	HS/JZ (2)	Vranesh (53)	
9/19	! at Wisconsin	A	W	15-11, 15-5, 15-8	16	52	.192	43	4	59	6	Zumerchik (19)	Vranesh (15)	Wolfe (3)	Vranesh (42)	
9/25	* Kansas	H	W	15-7, 15-6, 15-5	16	49	.304	40	4	48	5	Kohler (15)	Vranesh (13)	Vranesh (3)	Vranesh (36)	
9/26	* Missouri	H	W	15-10, 15-5, 15-10	16	54	.227	51	4	57	10	Downey (12)	Wolfe (13)	Sweeney (6)	Vranesh (46)	
9/29	Wyoming (RV)	H	L	15-7, 9-15, 15-4, 13-15, 16-14	16	71	.106	58	11	81	7	Kohler (20)	Vranesh (19)	Zumerchik (3)	Vranesh (52)	
10/3	* at Missouri	A	W	15-7, 15-6, 15-4	16	65	.397	53	8	53	8	KD/SW (12)	Kohler (14)	HS/LW (3)	Vranesh (49)	
10/7	* at Iowa State	A	W	4-15, 10-15, 15-5, 15-0, 16-14	18	61	.249	56	6	97	5	Downey (17)	Kohler (22)	SW/JZ (2)	Vranesh (47)	
10/14	* at Oklahoma	A	W	16-14, 15-9, 15-6	15	60	.282	53	9	45	3	Kohler (16)	Kohler (14)	Zumerchik (2)	Vranesh (47)	
10/17	* Kansas State	H	W	15-5, 15-6, 15-13	15	50	.237	38	10	36	5	KD/MK (12)	Wolfe (9)	Prahn (5)	Vranesh (38)	
10/20	Colorado State (RV)	H	W	11-15, 15-12, 15-6, 15-11	13	65	.214	48	7	56	12	Wolfe (18)	Kohler (16)	Sweeney (5)	Vranesh (46)	
10/24	* at Nebraska (5)	A	L	5-15, 9-15, 12-15	13	30	.044	27	9	44	1	KD/MK (9)	MK/NV (12)	KD/JZ (4)	Vranesh (24)	
10/30	at UMKC	A	W	15-9, 15-3, 15-6	14	39	.338	37	5	34	6	Wolfe (8)	Parke (7)	Zumerchik (4)	Vranesh (33)	
10/31	* at Kansas	A	W	15-12, 15-5, 10-15, 15-5	14	62	.258	47	10	62	11	Downey (18)	KD/NV (14)	Zumerchik (5)	Vranesh (46)	
11/4	* Nebraska (5)	H	L	5-15, 10-15, 15-9, 15-8, 14-16	13	78	.090	64	7	104	3	Downey (19)	Vranesh (26)	Sweeney (2)	Vranesh (60)	
11/7	* Iowa State	H	W	15-2, 15-8, 15-3	13	33	.269	25	2	26	7	Wolfe (8)	Vranesh (9)	Zumerchik (4)	Vranesh (23)	
11/10	at Colorado St. (RV)	A	L	7-15, 12-15, 3-15	12	39	.104	31	1	46	5	Zumerchik (10)	Kohler (12)	Sweeney (3)	Vranesh (27)	
11/13	% at UCLA (1)	A	L	11-15, 6-15, 6-15	12	45	.153	42	4	41	2	Downey (17)	Kohler (10)	Sweeney (2)	Vranesh (32)	
11/14	% USC (10)	N	L	15-13, 6-15, 15-17, 13-15	12	83	.228	78	6	100	6	Zumerchik (19)	Downey (29)	Sweeney (6)	Vranesh (72)	
11/18	* Oklahoma	H	W	15-8, 15-3, 15-7	15	57	.292	47	5	42	8	Downey (13)	Kohler (14)	Zumerchik (7)	Vranesh (45)	
11/21	* at Kansas State	A	W	15-5, 15-3, 10-15, 15-10	15	51	.254	48	9	48	6	Kohler (13)	Kohler (13)	Sweeney (4)	Vranesh (43)	
11/27	& Iowa State	N	W	15-9, 15-6, 15-13	15	54	.211	45	3	53	5	Downey (14)	Downey (14)	KD/JZ (3)	Vranesh (41)	
11/28	& Nebraska (7)	N	W	16-14, 15-11, 9-15, 15-8	15	81	.208	72	8	91	6	Kohler (23)	Wolfe (21)	MK/JZ (3)	Vranesh (67)	
12/3	\$ at Nebraska (7)	A	L	11-15, 8-15, 15-8, 17-19	15	60	.111	50	6	67	8	Wolfe (14)	Downey (17)	Sweeney (6)	Vranesh (49)	

* - Big Eight Conference Match; # - Colorado Invitational, Boulder, Colo.; ^ - Illini Classic, Champaign, Ill.; ! - Inntower Invitational, Madison, Wis.; % - UCLA/Paul Mitchell Classic, Los Angeles, Calif.; & - Big Eight Conference Tournament, Omaha, Neb.; \$ - NCAA Tournament First Round, Lincoln, Neb.; All Home Matches Played At Coors Events/Conference Center.

Team Statistics

Player	MP-MS	GP	K	E	TA	Pct.	Ast.	SA	SE	RE	Dig	BS	BA	TB	BE	BHE
Chiang	29-0	92	0	0	5	.000	6	18	25	0	95	0	0	0	0	2
Downey	31-31	107	387	198	1022	.185	29	31	76	63	303	15	37	52	9	7
Engel	1-0	1	0	0	0	—	0	0	0	0	0	0	0	0	0	0
Kohler	31-31	107	364	177	1092	.171	18	44	46	38	371	8	18	26	0	10
Parke	22-2	38	24	13	74	.149	1	6	14	7	30	0	1	1	0	1
Prahn	12-0	21	14	7	38	.184	0	2	3	0	13	3	11	14	1	1
Sweeney	30-26	106	220	82	505	.273	15	38	36	1	178	21	58	79	12	6
Vranesh	31-31	110	99	42	251	.227	1360	18	33	4	331	4	31	35	2	28
Williams	26-5	47	39	13	88	.295	11	11	5	0	28	4	13	17	0	2
Wolfe	29-29	99	256	118	735	.188	32	45	85	11	245	4	24	28	5	5
Zumerchik	31-31	107	312	95	676	.321	8	8	37	3	123	20	56	76	10	4
TOTALS		31	110	1715	745	.216	1480	221	360	127	1717	79	249	203	39	66

Team Roster

No.	Name	Pos.	Ht.	Yr.	Hometown (High School / College)
1	Kelly Prahn	MB	5-9	Fr.	Los Altos, Calif. (St. Francis)
2	Janine Zumerchik	MB	6-2	So.	Palos Park, Ill. (Carl Sandburg)
3	Stephanie Chiang	DS	5-4	Jr.	Irvine, Calif. (Irvine)
4	Staci Wolfe	LS	5-10	So.	San Jose, Calif. (St. Francis)
5	Leah Williams	MB	6-0	Fr.	San Diego, Calif. (La Jolla)
7	Nicole Vranesh	S	5-8	Jr.	Las Vegas, Nev. (Bonanza)
10	Karrie Downey	LS	5-10	So.	La Mesa, Calif. (Helix)
11	*Tracy Seiler	S	5-8	Fr.	Chicago, Ill. (Maria)
12	*Karrin Borchard	S	5-11	Fr.	Meeker, Colo. (Meeker)
13	Shannon Parke	LS	5-10	Fr.	Manhattan Beach, Calif. (Mira Costa)
14	Heather Sweeney	MB	5-11	Fr.	Nipomo, Calif. (Arroyo Grande)
17	*Kacey Engel	MB	6-1	Fr.	Arvada, Colo. (Arvada West)
18	Michele Kohler	LS	5-7	Sr.	Oak Lawn, Ill. (H.L. Richards)

* - Spent the season as a redshirt.

HEAD COACH: Brad Saindon (Arizona State '76, Oklahoma '84)
ASSISTANT COACHES: Pi'i Aiu (Colorado '89), Kim Jagd (UCLA '87)

1992 Milestones

- ✓ **Oct. 31** - On the heels of KU's Basketball Madness, CU plays in front of a record 8,500 and records a 3-1 win.
- ✓ **Nov. 28** - After 15 unsuccessful tries, the Buffs finally upend No. 7 Nebraska in the Big Eight Tournament, claiming their first ever Big Eight Tournament Championship.
- ✓ **Dec. 3** - A twist of fate caught up with the Buffs in their second straight trip to the NCAA Tournament, third overall and fourth straight trip to the postseason as less than a week after their milestone victory over Nebraska, the Buffs draw a first-round match against the Huskers in Lincoln and fall in four games.
- ✓ **AWARDS** - Nicole Vranesh earns first-team all-district and Janine Zumerchik earns a second-team nod as both are the first players in program history to receive such honors. Vranesh was also first-team all-Big Eight. Brad Saindon is named the Big Eight Coach of the Year.
- ✓ **STAT SHOTS** - Michele Kohler becomes the second player in program history to reach 1,000 kills and in doing so the second to record over 1,000 in both kills and digs in a career.
- ✓ **STAT SHOTS** - Nicole Vranesh led the Big Eight in assists per game with a 12.36 per game average, which is also good enough for 16th in the final NCAA rankings for 1992.

1993



(26-6 • 11-1 Big Eight (1st) • 14-0 Home • 7-2 Away • 5-4 Neutral)

Date	Opponent	H/A	W/L	Score	Rank	----Team Statistical Totals----						-----Individual Statistical Leaders-----			
						K	Att%	Ast	SA	Dig	TB	Kills	Digs	Blocks	Assists
9/2	# Tennessee	H	W	15-6, 15-8, 15-5	12	47	.273	34	7	44	9	Downey (17)	Downey (11)	Sweeney (8)	Vranesh (32)
9/3	# Minnesota	H	W	15-9, 15-15, 15-3, 15-7	12	74	.228	58	8	72	4	Wolfe (20)	Wolfe (15)	kd/sp/hs/nw/sw/jz (1)	Vranesh (55)
9/4	# Bowling Green	H	W	15-6, 15-3, 15-4	12	49	.280	41	8	55	6	Wolfe (15)	Downey (18)	Zumerchik (3)	Vranesh (35)
9/10	@ Long Beach State (2)	N	L	15-10, 8-15, 7-15, 6-15	11	71	.269	61	10	32	3	Wolfe (18)	Downey (9)	KD/JZ (2)	Vranesh (56)
9/11	@ Illinois (9)	N	W	15-13, 9-15, 14-16, 15-6, 15-9	11	88	.267	79	8	47	5	Wolfe (26)	Downey (15)	Downey (3)	Vranesh (75)
9/14	at Wyoming	A	W	15-11, 12-15, 15-10, 15-7	8	75	.185	68	3	91	6	Zumerchik (16)	Downey (24)	SW/JZ (2)	Vranesh (55)
9/17	## Indiana	H	W	15-6, 15-8, 15-6	8	51	.260	34	4	54	7	Downey (12)	Wolfe (12)	Zumerchik (3)	Vranesh (32)
9/18	## Michigan	H	W	15-11, 15-17, 15-13, 15-9	8	75	.187	62	4	80	12	Zumerchik (21)	Downey (19)	Zumerchik (8)	Vranesh (59)
9/22	* Kansas State	H	W	15-3, 15-7, 15-6	9	51	.279	39	11	29	5	Williams (14)	Williams (6)	KD/SP (2)	Vranesh (39)
9/24	! at Kentucky (10)	A	L	15-11, 12-15, 6-15	9	44	.144	37	7	33	3	Downey (13)	Wolfe (10)	Zumerchik (2)	Vranesh (33)
9/25	! Houston	N	W	15-10, 16-14, 15-13	9	52	.178	42	8	51	9	Downey (15)	Downey (12)	Zumerchik (7)	Vranesh (40)
9/25	! Butler	N	W	15-7, 15-4, 15-7	9	44	.337	36	8	39	5	Downey (14)	Downey (15)	Zumerchik (3)	Vranesh (26)
10/2	* Missouri	H	W	15-7, 15-10, 15-5	11	63	.268	50	9	41	4	Wolfe (14)	Wolfe (8)	Vranesh (2)	Vranesh (39)
10/5	at Colorado St. (20)	A	W	15-11, 12-15, 15-12, 15-5	12	103	.219	84	5	117	14	Wolfe (25)	Vranesh (28)	Williams (5)	Vranesh (78)
10/8	^ Pacific (11)	N	L	6-15, 15-17, 2-15	12	52	.196	44	2	53	2	Downey (17)	Wacholder (14)	KD/SW/JZ (1)	Vranesh (39)
10/9	^ Texas (3)	N	L	16-14, 3-15, 13-15, 11-15	12	72	.144	72	9	99	9	KD/JZ (17)	Vranesh (25)	NV/JZ (5)	Vranesh (65)
10/13	* Nebraska (11)	H	W	15-13, 9-15, 15-12, 5-15, 15-9	12	95	.197	79	2	94	7	Wolfe (23)	Vranesh (21)	Williams (4)	Vranesh (73)
10/16	* Iowa State	H	W	15-13, 15-11, 15-10	12	44	.273	39	11	35	7	Downey (10)	KD/NV (7)	Williams (6)	Vranesh (39)
10/20	Wyoming	H	W	15-12, 15-11, 15-10	11	57	.190	47	4	66	5	Downey (14)	Vranesh (16)	Zumerchik (3)	Vranesh (46)
10/22	* at Kansas	A	W	15-2, 15-6, 15-13	11	41	.257	36	7	57	7	Williams (9)	Wacholder (15)	RW/LW (3)	Vranesh (30)
10/23	* at Kansas State	A	W	15-7, 15-2, 15-7	11	48	.269	43	7	38	11	Downey (9)	KD/RW (9)	Williams (6)	Vranesh (35)
10/26	* Oklahoma	H	W	15-13, 16-14, 15-13	10	59	.161	51	5	70	11	Downey (19)	Vranesh (20)	Zumerchik (6)	Vranesh (45)
10/30	* at Nebraska (12)	A	L	8-15, 8-15, 8-15	10	34	.038	29	1	42	5	KD/SW (12)	Wacholder (11)	Williams (4)	Vranesh (28)
11/3	* at Oklahoma	A	W	12-15, 15-8, 7-15, 15-3, 15-10	10	67	.250	56	11	60	4	Downey (22)	Vranesh (20)	Williams (3)	Vranesh (48)
11/6	* Kansas	H	W	15-10, 10-15, 15-9, 15-6	10	73	.240	66	5	88	8	Downey (21)	Downey (22)	Williams (5)	Vranesh (60)
11/13	* at Iowa State	A	W	15-7, 15-3, 15-13	9	37	.171	33	8	70	3	Downey (11)	RW/LW (14)	Downey (2)	Vranesh (30)
11/16	Colorado State (RV)	H	W	15-4, 15-10, 15-13	9	65	.250	57	6	70	10	Wolfe (18)	Wacholder (18)	Williams (5)	Vranesh (54)
11/20	* at Missouri	A	W	16-14, 15-10, 15-12	9	64	.238	54	4	93	7	KD/SW (15)	Downey (22)	Wacholder (2)	Vranesh (46)
11/26	& Iowa State	N	W	7-15, 15-8, 15-10, 15-7	9	59	.139	51	7	65	2	Wolfe (20)	Wolfe (18)	Engel (2)	Vranesh (50)
11/27	& Nebraska (8)	N	W	7-15, 15-10, 9-15, 15-13, 15-11	9	75	.154	65	9	83	9	Downey (25)	Downey (27)	LW/JZ (4)	Vranesh (59)
12/5	\$ Illinois (23)	H	W	15-7, 15-5, 15-10	9	64	.349	56	5	43	4	Downey (19)	Downey (12)	Zumerchik (3)	Vranesh (53)
12/9	\$\$Penn State (7)	N	L	15-9, 14-16, 18-16, 8-15, 7-15	9	99	.207	92	3	104	4	Downey (34)	Downey (24)	Williams (4)	Vranesh (87)

* - Big Eight Conference Match; # - Colorado PowerBar Invitational, Boulder, Colo.; @ - Reebok Challenge, Chicago, Ill.; ## - Coors Conference Challenge, Boulder, Colo.; ! - Ramada Conference Challenge, Lexington, Ky.; ^ - Bank of America/Stanford Invitational, Stanford, Calif.; & - Big Eight Tournament, Omaha, Neb.; \$ - NCAA Second Round Match, Boulder, Colo.; \$\$ - NCAA Midwest Regional (Sweet 16); Minneapolis, Minn.

Team Statistics

Player	MP-MS	GP	K	E	TA	Pct.	Ast.	SA	SE	RE	Dig	BS	BA	TB	BE	BHE
Anderson	14-0	21	1	0	5	.200	20	2	7	1	5	0	0	0	0	1
Downey	32-30	112	501	230	1259	.215	26	44	55	45	414	22	35	57	11	1
Engel	13-0	15	16	9	51	.137	4	3	5	0	3	1	5	6	0	0
Parke	29-9	78	44	8	98	.367	8	9	18	1	68	3	1	4	0	1
Seiler	18-0	33	2	0	6	.333	1	0	8	0	24	0	0	0	0	0
Sweeney	8-5	24	42	15	98	.276	3	4	9	1	27	7	7	14	1	3
Vranesh	32-30	114	111	38	277	.264	1541	24	40	2	358	12	25	37	0	14
Wacholder	32-30	105	219	79	569	.246	51	26	24	12	296	6	28	34	5	1
Williams	27-25	95	247	108	592	.235	16	23	39	0	245	19	50	69	5	4
Wolfe	32-30	112	427	265	1403	.115	19	60	118	65	369	7	25	32	4	1
Zumerchik	32-30	109	382	124	835	.309	8	11	31	4	206	17	51	68	7	4
TOTALS	32	114	1992	876	5193	.215	1697	206	354	131	2015	94	227	207	33	30

Team Roster

No.	Name	Pos.	Ht.	Yr.	Hometown (High School / College)
1	Kelly Prahm	MB	5-9	So.	Los Altos, Calif. (St. Francis)
2	Janine Zumerchik	MB	6-2	Jr.	Palos Park, Ill. (Carl Sandburg)
3	Tracy Seiler	S	5-8	RFr.	Chicago, Ill. (Maria)
4	Staci Wolfe	LS	5-10	Jr.	San Jose, Calif. (St. Francis)
5	Leah Williams	MB	6-0	So.	San Diego, Calif. (La Jolla)
6	Jennifer Anderson	S	5-10	Fr.	Crescent City, Calif. (Del Norte)
7	Nicole Vranesh	S	5-8	Sr.	Las Vegas, Nev. (Bonanza)
10	Karrie Downey	LS	5-10	Jr.	La Mesa, Calif. (Helix)
11	Rachel Wacholder	RS	5-8	Fr.	Laguna Beach, Calif. (Laguna)
13	Shannon Parke	LS	5-10	So.	Manhattan Beach, Calif. (Mira Costa)
14	Heather Sweeney	MB	5-11	So.	Nipomo, Calif. (Arroyo Grande)
16	*Brenda Bauernfeind	DS	5-7	Jr.	Denver, Colo. (Adams City/UCCS)
17	Kacey Engel	MB	6-1	RFr.	Arvada, Colo. (Arvada West)

* - Spent the season as a redshirt.

HEAD COACH: Brad Saindon (Arizona State '76, Oklahoma '84)
ASSISTANT COACHES: Pi'i Aiu (Colorado '89), Janine Gremmel Smith (Texas '93)

1993 Milestones

- ✓ **Sept. 4** - In the third match of the season, CU head coach Brad Saindon wins his 100th career match.
- ✓ **Oct. 13** - CU edges Nebraska 3-2 in Boulder to set up CU's first-ever conference championship. With this championship, CU became just the second team to win a Big Eight championship, as Nebraska took the first 17 and the final two.
- ✓ **Dec. 5** - After topping the Huskers again and claiming their second straight Big Eight Tournament championship, CU earns a first-round bye and takes revenge on Illinois from an early season loss to the Illini. CU makes it to its first Sweet 16, losing in five games to Penn State.
- ✓ **AWARDS** - Karrie Downey and Nicole Vranesh both earn first team All-District, while Janine Zumerchik is named second-team. Downey and Vranesh are also first-team All-Big Eight selections. Brad Saindon earns his second straight Big Eight Coach of the Year Award and third overall.
- ✓ **STAT SHOTS** - The Buffs lead the Big Eight with 17.47 kills per game and 14.87 assists per game. The kills per game were second in the NCAA and the assists per game were seventh in the NCAA.
- ✓ **STAT SHOTS** - Nicole Vranesh led the Big Eight with 13.49 assists per game, which was good for fourth in the NCAA.
- ✓ **STAT SHOTS** - Staci Wolfe led the Big Eight with 59 aces in 112 games, or .53 per game.
- ✓ **STAT SHOTS** - Karrie Downey becomes the third player to reach 1,000 kills and the fourth to reach 1,000 digs, while Vranesh edged her out to become the third to 1,000 digs.
- ✓ **STAT SHOTS** - Vranesh took over first place on the career assists chart, recording her 4,000th and 5,000th on the season. She also finished her career playing in 343 consecutive games.
- ✓ **STAT SHOTS** - Staci Wolfe's 1,403 attacks are still a single-season record while Karrie Downey's 501 kills was a CU record and is still No. 2.

HISTORY



1994

(23-8 • 10-2 Big Eight (2nd) • 13-4 Home • 7-3 Away • 3-1 Neutral)

Date	Opponent	H/A	W/L	Score	Rank	----Team Statistical Totals----							-----Individual Statistical Leaders-----			
						K	Att%	Ast	SA	Dig	TB	Kills	Digs	Blocks	Assists	
9/1	# Washington (RV)	H	W	15-13, 7-15, 15-10, 16-14	14	79	.207	71	5	76	7	KD/SW (21)	Wolfe (19)	LW/JZ (2)	Anderson(62)	
9/2	# BYU (6)	H	L	15-8, 13-15, 12-15, 9-15	14	62	.145	58	6	75	9	Wolfe (22)	Downey (18)	Williams (4)	Anderson(53)	
9/3	# Butler	H	W	15-2, 15-7, 15-11	14	55	.255	49	3	51	5	Downey (15)	Downey (10)	Anderson (3)	Anderson(45)	
9/7	New Orleans	H	W	15-3, 15-8, 15-8	14	39	.353	36	9	34	6	Downey (10)	LW/SW (9)	Williams (4)	Anderson(29)	
9/9	^ Northern Illinois	N	W	15-3, 15-9, 15-4	14	36	.387	31	8	33	6	KD/SW (9)	SW/JZ (8)	Williams (3)	Anderson(29)	
9/10	^ Houston (RV)	N	W	17-15, 15-8, 15-12	14	72	.308	66	10	50	11	Downey (18)	Wolfe (13)	Williams (5)	Anderson(61)	
9/11	^ at Ohio State (5)	A	L	2-15, 12-15, 12-15	14	38	.050	32	6	39	7	LW/SW (10)	Downey (12)	KD/LW/JZ (3)	Anderson(31)	
9/15	##Notre Dame (13)	H	L	4-15, 15-3, 13-15, 12-15	15	61	.199	56	4	69	10	Downey (22)	KD/SW (15)	Williams (5)	Anderson(38)	
9/16	##Michigan State	H	W	16-14, 15-3, 14-16, 15-3	15	76	.197	68	6	95	10	Zumerchik (26)	Downey (25)	Williams (5)	Seiler(47)	
9/18	##Texas A&M	H	L	14-16, 6-15, 15-4, 14-16	15	75	.145	69	4	94	11	Wolfe (31)	Downey (27)	Wacholder (5)	Seiler(40)	
9/28	* at Oklahoma	A	W	15-11, 15-13, 17-15	19	52	.188	45	3	62	8	Wacholder (22)	Williams (15)	Zumerchik (4)	Seiler(42)	
9/30	North Carolina	H	W	15-12, 15-5, 15-5	19	61	.306	55	2	70	14	Zumerchik (20)	Downey (20)	TS/LW/JZ (5)	Seiler(52)	
10/1	* Kansas State	H	W	15-6, 15-9, 15-6	19	46	.269	46	7	38	4	Downey (13)	Downey (10)	Parke (2)	Seiler(43)	
10/5	* at Missouri	A	W	15-7, 15-13, 16-14	17	46	.266	40	2	61	8	Wacholder (13)	Williams (16)	Williams (5)	Seiler(37)	
10/8	* Iowa State	H	W	15-3, 15-8, 15-8	17	50	.322	42	8	50	10	Wacholder (18)	Downey (12)	Zumerchik (4)	Seiler(39)	
10/11	at Wyoming (25)	A	W	15-6, 15-7, 15-9	17	52	.292	47	5	69	5	Downey (17)	Downey (15)	Zumerchik (3)	Seiler(41)	
10/15	* Kansas	H	W	15-3, 15-1, 15-0	17	41	.456	38	3	29	8	Wacholder (17)	Zumerchik (10)	Koepke (4)	Seiler(33)	
10/19	Colorado State	H	W	15-12, 15-6, 15-12	15	46	.183	42	1	74	18	Downey (16)	Downey (22)	Koepke (10)	Seiler(37)	
10/21	* Missouri	H	W	15-2, 15-3, 15-1	15	22	.298	18	11	23	8	Downey (11)	Wacholder (6)	Williams (5)	Anderson(9)	
10/25	Wyoming (RV)	H	W	15-10, 15-9, 18-16	14	61	.212	58	4	79	7	Downey (21)	Seiler (15)	Williams (4)	Seiler(52)	
10/29	* at Nebraska (2)	A	L	3-15, 12-15, 5-15	14	60	.408	53	0	55	6	Downey (15)	Downey (13)	KD/LW/JZ (3)	Seiler(39)	
11/2	* Oklahoma	H	W	15-6, 15-11, 15-3	14	46	.358	41	2	44	7	Downey (20)	Wacholder (17)	Williams (4)	Seiler(35)	
11/5	* at Iowa State	A	W	15-10, 16-18, 15-10, 15-5	14	82	.294	70	6	97	13	Williams (14)	Downey (41)	Williams (8)	Seiler(66)	
11/9	at Colorado State	A	W	15-4, 12-15, 15-3, 15-1	14	77	.314	66	10	78	10	Zumerchik (18)	Downey (25)	Williams (8)	Seiler(63)	
11/12	* at Kansas	A	W	15-4, 15-2, 15-6	14	36	.255	31	8	50	6	Downey (11)	Zumerchik (12)	Williams (4)	Seiler(29)	
11/16	* Nebraska (2)	H	L	13-15, 5-15, 2-15	13	33	.138	29	6	31	4	Downey (12)	Wacholder (11)	Williams (3)	Seiler(21)	
11/19	* at Kansas State	A	W	15-8, 15-10, 15-12	13	52	.311	44	10	40	4	Downey (16)	Wacholder (12)	Zumerchik (3)	Seiler(44)	
11/25	& Iowa State	N	W	14-16, 16-14, 11-15, 15-11, 16-14	13	84	.218	75	5	94	15	Downey (28)	Downey (29)	Williams (9)	Seiler(58)	
11/26	& Nebraska (1)	N	L	6-15, 15-13, 6-15, 8-15	13	57	.147	52	7	61	10	Downey (20)	Downey (19)	Williams (8)	Seiler(51)	
12/4	\$ Northern Iowa	H	W	14-16, 15-13, 15-9, 15-12	13	77	.244	72	4	78	16	Downey (21)	RWLW (18)	Downey (8)	Seiler(57)	
12/9	\$\$Nebraska (1)	A	L	11-15, 7-15, 5-15	13	40	.152	35	2	46	2	Wacholder (16)	Downey (13)	Williams (2)	Seiler(33)	

* - Big Eight Conference Match; # - Colorado Coors Invitational, Boulder, Colo.; ^ - Buckeye Classic, Columbus, Ohio; ## - Colorado PowerBar Invitational, Boulder, Colo.; & - Big Eight Conference Tournament, Salina, Kan.; \$ - NCAA Second Round Match, Boulder, Colo.; \$\$ - NCAA Mideast Regional (Sweet 16), Lincoln, Neb.; All home matches played at Coors Events/Conference Center.

Team Statistics

Player	MP-MS	GP	K	E	TA	Pct.	Ast.	SA	SE	RE	Dig	BS	BA	TB	BE	BHE
Anderson	24-7	55	15	8	39	.179	414	18	11	0	58	2	12	14	2	15
Baurenfeind	2-0	4	0	0	2	—	0	0	0	0	4	0	0	0	0	0
Downey	31-29	103	462	188	1276	.215	42	32	39	36	452	31	35	66	8	7
Engel	3-0	3	4	2	8	.250	0	0	2	0	2	0	1	1	0	1
Koepke	24-10	71	72	17	159	.246	12	6	34	0	47	10	51	61	4	4
Parke	29-0	85	12	4	41	.195	9	9	30	1	100	4	8	12	0	0
Prahn	7-0	9	3	1	8	.250	1	0	0	0	4	0	0	0	1	0
Seiler	31-19	94	30	13	89	.191	979	15	27	0	188	3	27	30	9	44
Wacholder	31-30	104	371	149	1206	.184	31	45	71	29	318	16	27	43	6	3
Williams	31-30	102	280	98	586	.311	16	22	23	0	282	29	98	127	9	2
Wolfe	10-9	34	155	64	383	.238	8	10	49	5	123	3	8	11	5	3
Zumerchik	31-29	102	296	94	707	.286	12	13	38	0	255	11	51	62	10	14
TOTALS	31	104	1700	636	4502	.236	1524	170	324	71	1833	109	318	268	54	93

Team Roster

No.	Name	Pos.	Ht.	Yr.	Hometown (High School / College)
1	Kelly Prahn	MB	5-9	Jr.	Los Altos, Calif. (St. Francis)
2	Janine Zumerchik	MB	6-2	Sr.	Palos Park, Ill. (Carl Sandburg)
3	Tracy Seiler	S	5-9	So.	Chicago, Ill. (Maria)
4	Staci Wolfe	LS	5-10	Sr.	San Jose, Calif. (St. Francis)
5	Leah Williams	MB	6-0	Jr.	San Diego, Calif. (La Jolla)
6	Jennifer Anderson	S	5-9	So.	Crescent City, Calif. (Del Norte)
7	*Andria Shaw	LS	5-11	Fr.	Longmont, Colo. (Longmont)
8	*Shelly Wolfe	S	6-0	Fr.	San Jose, Calif. (St. Francis)
10	Karrie Downey	LS	5-10	Sr.	La Mesa, Calif. (Helix)
11	Rachel Wacholder	LS	5-9	So.	Laguna Beach, Calif. (Laguna)
12	Alison Koepke	MB	6-3	Fr.	Walnut Creek, Calif. (Monte Vista)
13	Shannon Parke	RS	5-10	Jr.	Manhattan Beach, Calif. (Mira Costa)
16	Brenda Bauernfeind	DS	5-8	Sr.	Thornton, Colo. (Adams City/UCCS)
17	Kacey Engel	MB	6-0	So.	Arvada, Colo. (Arvada West)

* - Spent the season as a redshirt.

HEAD COACH: Brad Saindon (Arizona State '76, Oklahoma '84)
ASSISTANT COACHES: Pi'i Aiu (Colorado '89), Kim Jagd (UCLA '87)

1994 Milestones

- ✓ **Oct. 25**—The Buffs finish the best run in school history. Not only did the Buffs win 10 straight matches, which still ties the program record, but they swept all 10 teams to win 30 straight games.
- ✓ **Nov. 16**—The Buffs match against Nebraska draws 3,685 to the Events Center, still the school record.
- ✓ **Dec. 4**—The Buffs earn their fourth straight trip to the NCAA Tournament, fifth overall and sixth straight trip to the post season as they earn a first-round bye and defeat Northern Iowa in the second round for their second straight Sweet 16 appearance.
- ✓ **AWARDS**—Karrie Downey is named first-team all-district, while Leah Williams makes the second team. They both are named first-team all-Big Eight.
- ✓ **STAT SHOTS**—Downey surpasses Tina Murray in both career kills, digs and attacks and goes out as the all-time Big Eight leader in all three categories. She has a CU record 41 digs against Iowa State on Nov. 5 and her 4.39 digs per game average is the only instance in CU history when a player has averaged over 4.0 per game.
- ✓ **STAT SHOTS**—Staci Wolfe records 31 kills against Texas A&M on Sept. 18, setting a record for four games that still stands and surpassing the 1,000 kill plateau in what would be her last match. She was the fourth player to reach 1,000 kills and just a match earlier was the fifth to reach 1,000 digs for a career.
- ✓ **STAT SHOTS**—Janine Zumerchik became the fifth Buff to record 1,000 career kills, and is still the only middle blocker in CU history over 1,000 kills.
- ✓ **STAT SHOTS**—Rachel Wacholder led the Big Eight in conference matches with 22 aces in 37 games, averaging .60 per game.

HISTORY

1995



(17-11 • 8-4 Big Eight (2nd) • 10-3 Home • 6-6 Away • 1-2 Neutral)

Date	Opponent	H/A	W/L	Score	Team Statistical Totals										Individual Statistical Leaders			
					Rank	K	Att%	Ast	SA	Dig	TB	Kills	Digs	Blocks	Assists			
9/1	# Ohio State (10)	H	W	9-15, 15-4, 15-7, 15-7	12	47	.227	38	9	47	22	Lodge (14)	Williams (12)	Koepke (10)	Wolfe (36)			
9/2	# Kentucky	H	W	15-10, 15-5, 15-7	12	56	.339	48	4	44	9	Wacholder (17)	Wacholder (9)	AK/MS (4)	Wolfe (29)			
9/3	# Georgia Tech (20)	H	L	6-15, 15-6, 15-13, 14-16, 19-21	12	81	.154	76	14	80	13	Wacholder (29)	Wacholder (34)	Williams (10)	Wolfe (68)			
9/4	Ball State	H	W	15-12, 7-15, 2-15, 15-0, 24-22	12	69	.180	57	5	71	15	Schutz (18)	Wacholder (16)	Williams (12)	Wolfe (44)			
9/7	^ Georgia (20)	N	L	15-1, 11-15, 13-15, 15-10, 11-15	12	52	.089	47	9	87	19	Wacholder (15)	Wacholder (18)	Williams (13)	Wolfe (38)			
9/8	^ at BYU (17)	A	W	12-15, 15-6, 15-2, 15-10	12	57	.205	49	8	98	13	Wacholder (18)	Wacholder (29)	AK/LW (9)	Wolfe (44)			
9/9	^ Minnesota	N	W	15-5, 15-12, 15-10	12	45	.256	39	6	68	14	Wacholder (12)	Wacholder (19)	Williams (7)	Wolfe (31)			
9/13	at Wyoming	A	W	15-5, 15-4, 13-15, 15-3	15	66	.394	54	12	52	11	RW/LW (14)	TL/MS (9)	Williams (8)	Anderson (41)			
9/17	Gonzaga	H	W	15-2, 15-6, 7-15, 15-3	15	57	.299	50	10	52	12	Williams (13)	Williams (15)	Williams (7)	Wolfe (46)			
9/23	at Notre Dame (7)	A	L	13-15, 1-15, 14-16	15	42	.183	38	7	43	4	Wacholder (15)	TL/LW (9)	Williams (3)	Wolfe (23)			
9/24	at Notre Dame (7)	A	L	0-15, 9-15, 4-15	15	17	.048	17	3	37	5	Wacholder (6)	Wacholder (11)	Schutz (3)	Anderson (13)			
9/27	* Nebraska (1)	H	L	6-15, 5-15, 12-15	16	39	.225	32	6	25	3	Schutz (12)	Williams (6)	Williams (2)	Anderson (16)			
9/30	* at Kansas State	A	L	10-15, 11-15, 15-10, 4-15	16	65	.251	53	3	54	9	Wacholder (21)	Schutz (12)	Williams (7)	Wolfe (33)			
10/4	Colorado State	H	L	15-11, 12-15, 9-15, 4-15	20	70	.245	59	9	61	9	Wacholder (16)	Wacholder (17)	Koepke (5)	Wolfe (48)			
10/7	* at Kansas	A	W	15-12, 16-14, 10-15, 11-15	20	69	.190	61	13	87	7	Wacholder (21)	TL/RW (14)	Williams (5)	JA/SW (27)			
10/11	* Oklahoma	H	W	13-15, 15-4, 15-6, 15-8	24	66	.318	61	10	50	15	Wacholder (22)	Wacholder (18)	LS/LW (9)	Wolfe (58)			
10/14	* at Iowa State	A	L	14-16, 15-6, 15-3, 13-15, 10-15	24	70	.192	62	10	107	17	Lodge (17)	Wacholder (33)	Koepke (11)	Wolfe (31)			
10/18	Wyoming	H	W	15-7, 15-8, 15-8	—	47	.317	44	11	34	12	Wacholder (16)	Wacholder (9)	Koepke (7)	Wolfe (19)			
10/21	* at Nebraska (1)	A	L	4-15, 3-15, 2-15	—	25	.079	23	1	21	1	Wacholder (9)	Wacholder (7)	SL/LW (1)	Wolfe (45)			
10/24	at Colorado State	A	W	12-15, 15-5, 15-5, 5-15, 16-14	—	62	.273	50	5	50	18	Lodge (20)	LW/SW (10)	Bunce (10)	Wolfe (18)			
10/27	* Missouri	H	W	15-3, 15-6, 15-11	—	43	.283	36	11	35	4	Wacholder (11)	Bunce (12)	Williams (2)	Anderson (18)			
11/4	* Kansas	H	W	15-7, 15-7, 15-8	—	54	.263	50	6	58	12	Wacholder (16)	Williams (13)	Koepke (8)	Wolfe (36)			
11/8	* at Missouri	A	W	15-11, 13-15, 15-10, 15-13	—	47	.108	43	12	69	16	SL/RW (11)	RW/SW (14)	Williams (8)	Wolfe (35)			
11/11	* Iowa State	H	W	6-15, 15-13, 13-15, 15-11, 17-15	—	71	.137	63	5	94	20	Wacholder (26)	Wacholder (18)	Williams (10)	Wolfe (55)			
11/15	* at Oklahoma	A	W	12-15, 15-9, 15-7, 15-6	—	63	.273	57	7	67	7	Wacholder (24)	Wacholder (14)	Williams (5)	Wolfe (53)			
11/18	* Kansas State	H	W	15-12, 15-8, 15-6	—	33	.137	30	9	45	14	Lodge (11)	Williams (15)	Bunce (7)	Wolfe (26)			
11/24	& Iowa State	N	L	17-15, 9-15, 15-17, 11-15	—	70	.120	64	8	127	14	Wacholder (25)	Wacholder (40)	Koepke (8)	Wolfe (61)			
11/29	\$ at Northern Iowa (24)	A	L	7-15, 12-15, 19-21	—	65	.253	50	8	68	14	Williams (9)	Wolfe (16)	Bunce (8)	Wolfe (46)			

* - Big Eight Conference Match; # - Colorado PowerBar Invitational, Boulder, Colo.; ^ - BYU Mizzuno Invitational, Provo, Utah; & - Big Eight Tournament, Omaha, Neb.; \$ - NCAA First Round Match, Cedar Falls, Iowa.

Team Statistics

Player	MP-MS	GP	K	E	TA	Pct.	Ast.	SA	SE	RE	Dig	BS	BA	TB	BE	BHE
Anderson	23-2	58	8	8	26	.000	226	7	18	3	58	0	7	7	3	6
Bunce	28-13	101	77	36	193	.212	6	14	19	0	154	5	53	58	5	3
Cochran	4-0	7	0	0	0	—	0	0	0	0	5	0	0	0	0	0
Koepke	28-26	105	148	70	413	.189	40	24	76	2	98	14	128	142	2	6
Lodge	28-19	97	265	125	761	.184	18	34	76	37	161	4	51	55	6	1
Lynch	27-19	92	152	67	546	.156	9	13	50	27	196	2	20	22	4	1
Owens	27-1	82	32	19	111	.117	3	11	12	11	92	1	1	2	0	3
Schutz	13-13	50	135	39	295	.325	7	19	23	1	94	9	33	42	4	0
Wacholder	28-28	107	438	186	1383	.182	10	38	48	43	399	6	22	28	2	1
Williams	28-28	107	266	70	566	.346	11	34	93	4	266	29	148	177	9	5
Wolfe	28-27	99	27	12	77	.195	1023	27	26	0	208	3	51	54	9	37
TOTALS	28	107	1548	632	4371	.210	1353	221	441	128	1731	73	514	330	44	63

Team Roster

No.	Name	Pos.	Ht.	Yr.	Hometown (High School / College)
2	Tegan Lynch	RS	6-0	Fr.	Aptos, Calif. (Aptos)
4	Sarah Lodge	LS	5-11	Fr.	Houston, Texas (Cypress Creek)
5	Leah Williams	MB	6-0	Sr.	San Diego, Calif. (La Jolla)
6	Jennifer Anderson	S	5-9	Jr.	Crescent City, Calif. (Del Norte)
7	Melissa Schutz	MB	6-0	Fr.	Newport Beach, Calif. (Newport Harbor)
8	Shelly Wolfe	S	6-0	RFR.	San Jose, Calif. (St. Francis)
9	*Joyce Ortell	MB	5-11	Fr.	Parker, Colo. (Gateway)
10	Kathleen Bunce	MB	6-0	Sr.	Laguna Beach, Calif. (Capistrano Valley/Loyola)
11	Rachel Wacholder	LS	5-9	Jr.	Laguna Beach, Calif. (Laguna)
12	Alison Koepke	MB	6-3	So.	Walnut Creek, Calif. (Monte Vista)
13	Anne Marie Cochran	DS	5-7	So.	Saratoga, Calif. (Klein, Texas)
15	Courtney Owens	LS	5-9	Fr.	Newport Beach, Calif. (Cavalry Chapel)

* - Spent the season as a redshirt.

HEAD COACH: Brad Saindon (Arizona State '76, Oklahoma '84)
ASSISTANT COACHES: Pi'i Aiu (Colorado '89), Katie Zabransky (Wisconsin '93)

1995 Milestones

- ✓ **Oct. 21** - CU falls at Nebraska in three games before a then-NCAA record crowd of 11,529.
- ✓ **Nov. 24** - Playing against Iowa State in the last Big Eight Conference Tournament, Rachel Wacholder shatters the NCAA record for attacks in a four-game match with a mind-blowing 106.
- ✓ **Nov. 29** - The Buffs make their fifth straight NCAA Tournament, sixth overall and seventh straight post-season appearance as they travel to Northern Iowa, who earned revenge against the Buffs who beat them in the 1994 NCAA Tournament and swept CU to end its season.
- ✓ **AWARDS** - Leah Williams is named first-team all-district and first-team all-Big Eight. Sarah Lodge earns the Big Eight Newcomer of the Year award, the first CU player to earn that honor.
- ✓ **STAT SHOTS** - Leah Williams led the Big Eight conference with a 1.64 blocks per game average, a mark that was good for sixth in the NCAA. That average and her 177 total blocks are still CU records.
- ✓ **STAT SHOTS** - Rachel Wacholder becomes the sixth player in program history to reach 1,000 kills and the sixth to reach 1,000 digs, in doing so she became the fourth to reach 1,000 in both. Her 34 digs against Georgia Tech in five games is still the CU record for five games and her 40 against Iowa State at the Big Eight Tournament is just the second time a player's had 40 or more digs.

HISTORY



1996

(19-10 • 13-7 Big 12 (3rd) • 11-6 Home • 8-4 Away • 0-0 Neutral)

Date	Opponent	H/A	W/L	Score	Rank	-----Team Statistical Totals-----						-----Individual Statistical Leaders-----			
						K	Att%	Ast	SA	Dig	TB	Kills	Digs	Blocks	Assists
8/30	# Texas-Arlington	H	W	15-5, 15-11, 15-4	22	44	.248	35	10	36	2	Wacholder (11)	Lodge (7)	Owens (2)	Campbell (30)
8/31	# Wisconsin (12)	H	L	13-15, 8-15, 15-12, 11-15	22	74	.224	68	9	66	9	Lodge (19)	Campbell (16)	Lodge (4)	Campbell (59)
9/6	at Duke	A	DNP	Match cancelled due to Hurricane Fran.											
9/7	at North Carolina	A	W	15-7, 7-15, 15-6, 7-15, 15-12	—	78	.271	71	4	75	8	Wacholder (20)	Wacholder (19)	Koepke (5)	Campbell (66)
9/11	Wyoming	H	W	15-5, 15-9, 15-13	—	61	.272	52	8	44	4	Lodge (14)	SL/TL (9)	SB/AK (2)	Campbell (46)
9/13	Utah	H	W	15-7, 16-14, 15-13	—	53	.295	48	11	49	5	Lodge (19)	Lynch (10)	Koepke (4)	Campbell (43)
9/17	Colorado State (21)	H	L	9-15, 10-15, 9-15	—	50	.157	45	6	47	10	Lodge (21)	Lodge (10)	Wacholder (4)	Campbell (39)
9/19	Air Force	H	W	15-4, 15-6, 15-9	—	53	.359	48	2	54	17	Wacholder (16)	Lynch (15)	Bunce (11)	Campbell (41)
9/27	* Kansas State	H	L	10-15, 15-4, 15-10, 10-15, 9-15	—	86	.243	79	2	103	12	Lodge (19)	Campbell (22)	Schutz (5)	Campbell (67)
9/28	* Kansas	H	W	15-13, 15-13, 15-2	—	70	.256	62	3	62	7	Wacholder (21)	Lynch (14)	Schutz (5)	Campbell (58)
10/4	* at Missouri	A	W	15-5, 15-4, 15-3	—	45	.437	35	2	36	7	Schutz (8)	Lynch (4)	KB/AK (3)	Campbell (33)
10/5	* at Iowa State	A	W	15-9, 15-8, 15-10	—	59	.260	52	4	55	8	Schutz (13)	Campbell (12)	Schutz (4)	Campbell (45)
10/9	* Nebraska (6)	H	L	14-16, 11-15, 10-15	—	69	.190	64	5	66	9	Wacholder (17)	Wacholder (16)	Koepke (5)	Campbell (58)
10/11	* Oklahoma	H	W	17-15, 15-10, 13-15, 15-4	—	81	.208	74	7	105	11	Wacholder (21)	SL/RW (19)	Koepke (5)	Campbell (64)
10/18	* Texas (8)	H	L	9-15, 8-15, 15-11, 15-8, 11-15	—	92	.203	86	5	100	11	SL/RW (21)	Lynch (25)	Campbell (5)	Campbell (79)
10/19	* Texas A&M (10)	H	L	15-17, 8-15, 11-15	—	51	.086	46	3	65	10	Wacholder (19)	Wacholder (15)	Schutz (5)	Campbell (43)
10/25	* at Texas Tech (20)	A	W	7-15, 15-8, 16-14, 11-15, 15-8	—	87	.286	82	3	76	13	Wacholder (27)	KC/RW (17)	Koepke (9)	Campbell (70)
10/26	* at Baylor	A	W	15-13, 15-9, 15-8	—	56	.231	51	10	39	8	Bowen (13)	Lynch (12)	Bowen (4)	Campbell (49)
10/30	* at Nebraska (7)	A	L	4-15, 5-15, 11-15	—	24	.043	23	5	33	6	Wacholder (7)	SL/RW (7)	Koepke (4)	Campbell (22)
11/2	* at Oklahoma	A	L	10-15, 16-14, 15-12, 10-15, 11-15	—	106	.270	96	7	90	10	Lodge (36)	Lodge (26)	Koepke (5)	Campbell (86)
11/8	* Iowa State	H	W	15-9, 15-9, 15-1	—	65	.372	56	7	48	8	SL/MS (13)	Owens (8)	Wacholder (4)	Campbell (46)
11/9	* Missouri	H	W	15-9, 15-9, 15-8	—	49	.282	43	7	40	4	Wacholder (14)	Campbell (13)	Campbell (2)	Campbell (32)
11/15	* at Kansas	A	W	15-7, 15-11, 15-5	—	44	.265	42	4	37	7	Wacholder (12)	Campbell (13)	Schutz (3)	Campbell (36)
11/16	* at Kansas State (20)	A	W	16-14, 13-15, 15-13, 15-7	—	74	.254	70	8	80	8	Lodge (18)	Wacholder (25)	Schutz (6)	Campbell (60)
11/22	* Baylor	H	W	15-9, 15-11, 15-2	—	54	.271	50	4	51	13	Wacholder (24)	Campbell (12)	Koepke (6)	Campbell (40)
11/23	* Texas Tech (21)	H	W	15-11, 17-15, 15-9	—	78	.288	74	5	67	13	Wacholder (22)	Lodge (14)	Koepke (7)	Campbell (65)
11/29	* at Texas A&M (16)	A	L	10-15, 12-15, 5-15	—	49	.130	44	6	45	2	Lodge (13)	Lodge (12)	kb/kc/ak/rw (1)	Campbell (39)
11/30	* at Texas (8)	A	W	16-14, 7-15, 6-15, 15-12, 15-10	—	100	.252	85	8	89	9	Lodge (28)	Wacholder (18)	Koepke (6)	Campbell (74)
12/4	\$ Oral Roberts (25)	H	W	15-9, 13-15, 15-7, 15-12	—	95	.272	86	6	89	7	Schutz (24)	Lynch (26)	KC/AK/MS (3)	Campbell (74)
12/8	\$\$ at Hawai'i (5)	A	L	12-15, 11-15, 12-15	—	62	.227	59	7	58	7	Lodge (15)	Lodge (9)	KC/AK (4)	Campbell (55)

* - Big 12 Conference Match; #-Colorado PowerBar Invitational, Boulder, Colo.;\$-NCAA Tournament First Round, Boulder, Colo.; \$\$-NCAA Second Round, Honolulu, Hawai'i. All Home Matches Played At Coors Events/Conference Center.

Team Statistics

Player	MP-MS	GP	K	E	TA	Pct.	Ast.	SA	SE	RE	Dig	BS	BA	TB	BE	BHE
Bowen	19-1	35	28	12	65	.246	2	10	14	0	22	2	10	12	0	0
Bunce	29-6	95	81	20	207	.295	5	5	22	0	158	1	32	33	3	2
Campbell	29-29	103	126	36	301	.299	1519	15	31	0	308	8	48	56	13	33
Engelking	26-1	73	81	44	201	.184	25	6	13	13	66	4	18	22	3	5
Koepke	26-25	90	190	69	471	.257	14	20	52	1	101	14	80	94	7	8
Lodge	28-28	94	416	197	1027	.213	37	30	65	42	277	9	33	42	4	6
Lynch	29-29	98	211	102	557	.196	44	10	61	25	297	2	41	43	5	7
Owens	27-1	90	65	38	201	.134	19	13	37	6	114	4	5	9	3	2
Schutz	28-26	93	255	93	584	.277	12	23	45	2	131	9	57	66	8	3
Wacholder	29-29	103	456	130	1181	.276	48	36	48	21	329	10	41	51	4	6
TOTALS	29	103	1909	741	4795	.244	1725	168	388	110	1803	63	365	242	50	72

Team Roster

No.	Name	Pos.	Ht.	Yr.	Hometown (High School / College)
2	Tegan Lynch	RS	6-0	So.	Aptos, Calif. (Aptos)
3	Kelly Campbell	S	6-1	Fr.	Corona Del Mar, Calif. (Corona Del Mar)
4	Sarah Lodge	LS	5-11	So.	Houston, Texas (Cypress Creek)
6	Jennifer Anderson	S/DS	5-9	Sr.	Crescent City, Calif. (Del Norte)
7	Melissa Schutz	MB	6-0	So.	Newport Beach, Calif. (Newport Harbor)
8	Kristin Dorsch	LS	5-10	Fr.	Cypress, Texas (Cypress Fairbanks)
10	Kathleen Bunce	MB	6-0	Sr.	Laguna Beach, Calif. (Capistrano Valley/Loyola)
11	Rachel Wacholder	LS	5-9	Sr.	Laguna Beach, Calif. (Laguna)
12	Alison Koepke	MB	6-3	Jr.	Walnut Creek, Calif. (Monte Vista)
15	Courtney Owens	LS	5-9	So.	Newport Beach, Calif. (Calvary Chapel)
16	Shana Bowen	MB	6-2	Fr.	San Diego, Calif. (Scripps Ranch)

HEAD COACH: Brad Saindon (Arizona State '76, Oklahoma '84)
ASSISTANT COACHES: Pi'i Aiu (Colorado '89), Meg Fitzgerald (Florida '96)

1996 Milestones

- ✓ **Nov. 29** - Rachel Wacholder records 24 kills in a three game match against Baylor, still a CU record.
- ✓ **Nov. 30**-The Buffs top No. 8 Texas 3-2 in Austin, marking the fifth time in CU has knocked off a Top 10 team.
- ✓ **Dec. 4**-The Buffs make an appearance in their sixth-straight NCAA Tournament, the seventh overall and their eighth straight in the postseason, as they host Oral Roberts in the first round. It marked the third time they've hosted a tournament match and they won 3-1.
- ✓ **AWARDS**-Kelly Campbell becomes the first Buff and was the only Big 12 freshman to be tabbed first-team All-Big 12 and was joined by Rachel Wacholder on that list.
- ✓ **STAT SHOTS**-CU averaged 18.53 kills and 16.57 digs per game, tops in the Big 12 and second in the NCAA. Their 17.52 digs per game mark also led the Big 12.
- ✓ **STAT SHOTS**-Kelly Campbell averaged 14.75 assists per game, still a CU single season record and a mark good enough for third in the NCAA.
- ✓ **STAT SHOTS**-Rachel Wacholder ends up second on the career kills chart with 1,456 in her career. She also played in the last 383 games of her career, a new CU record and among the top 20 in NCAA history.
- ✓ **STAT SHOTS**-Kathleen Bunce recorded 11 blocks against Air Force on Sept. 16, a mark that is still tied for tops in a three-game match.

HISTORY



(22-9 • 16-4 Big 12 (2nd) • 12-2 Home • 9-6 Away • 1-1 Neutral)

Date	Opponent	H/A	W/L	Score	Rank	Team Statistical Totals						Individual Statistical Leaders			
						K	Att%	Ast	SA	Dig	TB	Kills	Digs	Blocks	Assists
8/30	at Utah	A	W	15-11, 15-9, 15-9	23	60	.331	42	6	45	6	Schutz (16)	Owens (15)	Lynch (5)	Campbell (38)
9/6	+ Villanova	N	W	15-10, 13-15, 15-10, 15-3	22	92	.301	83	6	75	15	Lynch (20)	Lodge (24)	Koepke (10)	Campbell (69)
9/7	at USC (10)	A	L	15-13, 12-15, 15-8, 5-15, 13-15	22	71	.226	67	8	58	8	Lodge (29)	Lodge (15)	Koepke (6)	Campbell (58)
9/11	# Georgia	H	W	15-5, 10-15, 15-2, 15-11	22	75	.331	71	6	46	7	Lodge (18)	Lodge (11)	Koepke (5)	Campbell (56)
9/13	# Notre Dame (21)	H	W	15-7, 15-9, 15-12	22	49	.185	45	4	45	11	Lodge (14)	Lynch (14)	Schutz (7)	Campbell (36)
9/16	at Colorado St. (24)	A	L	8-15, 15-9, 4-15, 8-15	20	76	.195	68	2	57	7	Schutz (17)	Owens (13)	Koepke (3)	Campbell (63)
9/19	^ UCSB (7)	N	L	15-11, 13-15, 8-15, 6-15	20	55	.174	51	7	37	6	Lodge (13)	Lynch (10)	Koepke (5)	Campbell (44)
9/20	at Stanford (4)	A	L	10-15, 4-15, 4-15	20	35	.070	34	2	40	5	TL/CO (10)	Owens (9)	AK/CO (3)	Campbell (30)
9/26	* at Kansas State	A	W	15-12, 8-15, 15-12, 15-12	24	74	.115	53	3	96	12	Owens (18)	Owens (21)	Schutz (7)	Campbell (46)
9/27	* at Kansas	A	W	15-7, 15-7, 15-10	24	52	.298	48	4	47	7	Lodge (17)	Campbell (11)	Koepke (3)	Campbell (44)
10/3	* Missouri	H	W	15-3, 15-13, 15-11	24	64	.328	59	7	34	5	Lodge (17)	Owens (8)	Schutz (3)	Campbell (56)
10/4	* Iowa State	H	W	15-8, 15-4, 15-9	24	47	.217	43	4	45	10	Owens (11)	TL/CO (10)	Koepke (7)	Campbell (32)
10/8	* at Nebraska (5)	A	W	11-15, 15-9, 15-7, 6-15, 15-8	22	84	.197	75	6	74	9	Lodge (27)	Lynch (20)	Koepke (7)	Campbell (68)
10/11	* at Oklahoma	A	W	15-13, 14-16, 8-15, 15-9, 15-9	22	85	.211	79	12	76	8	Lodge (33)	Lynch (15)	AK/CO (3)	Campbell (73)
10/17	* at Texas A&M (12)	A	L	9-15, 13-15, 11-15	19	45	.143	42	2	53	11	Lodge (15)	Campbell (12)	Koepke (10)	Campbell (35)
10/18	* at Texas (11)	A	L	8-15, 6-15, 8-15	19	62	.222	58	0	60	3	Owens (15)	Lynch (16)	Koepke (3)	Campbell (56)
10/24	* Texas Tech	H	L	15-7, 6-15, 10-15, 13-15	20	72	.163	68	0	81	11	Lodge (22)	Lynch (20)	Koepke (5)	Campbell (60)
10/28	* Nebraska (4)	H	W	15-4, 15-13, 15-12	20	62	.231	57	2	60	9	Lodge (16)	Dorsch (15)	Koepke (5)	Campbell (54)
10/31	* Oklahoma	H	W	16-14, 15-11, 15-12	20	86	.268	82	4	75	6	Lodge (21)	Lodge (20)	KC/AK/SL (2)	Campbell (75)
11/7	* at Iowa State	A	W	15-7, 15-4, 15-9	22	51	.321	47	8	47	8	Koepke (12)	Lynch (14)	Koepke (4)	Campbell (41)
11/8	* at Missouri	A	W	15-11, 15-9, 15-5	22	49	.261	46	4	49	5	AK/TL (11)	SL/CO (10)	AK/SL (3)	Campbell (45)
11/11	* Baylor	H	W	15-12, 15-5, 15-13	22	48	.232	42	5	42	7	Lodge (18)	Lodge (10)	Koepke (4)	Campbell (31)
11/14	* Kansas	H	W	15-10, 15-2, 15-9	22	66	.350	62	6	58	9	Lodge (18)	Lodge (12)	Koepke (5)	Campbell (54)
11/15	* Kansas State	H	W	15-9, 15-3, 15-7	22	68	.391	64	2	50	12	Lodge (22)	Lynch (10)	Koepke (6)	Campbell (56)
11/21	* at Baylor	A	W	15-12, 10-15, 15-6, 15-3	22	61	.261	56	4	71	10	Lodge (16)	Lynch (15)	Schutz (6)	Campbell (49)
11/22	* at Texas Tech	A	W	15-12, 15-3, 15-7	22	48	.246	42	2	58	13	Schutz (11)	Koepke (14)	Koepke (10)	Campbell (38)
11/28	* Texas (9)	H	W	13-15, 15-10, 14-16, 15-6, 15-3	23	107	.264	99	2	76	10	Lodge (40)	Lodge (18)	Schutz (7)	Campbell (88)
11/29	* Texas A&M (16)	H	L	8-15, 12-15, 15-2, 7-15	23	68	.172	65	3	58	8	Lodge (19)	Lynch (14)	AK/TL (4)	Campbell (59)
12/6	\$ Tennessee Tech	H	W	15-4, 15-3, 15-7	20	41	.308	39	5	43	11	Lodge (10)	Lynch (11)	Koepke (4)	Campbell (29)
12/7	\$ Oral Roberts	H	W	13-15, 15-10, 14-16, 15-6, 15-12	20	80	.234	74	3	81	23	Lodge (29)	Campbell (16)	Koepke (13)	Campbell (69)
12/12	\$\$ at Stanford (3)	A	L	7-15, 3-15, 1-15	14	32	.073	32	1	29	2	SL/MS (8)	Owens (6)	Schutz (2)	Campbell (30)

* - Big 12 Conference Match; #-Colorado PowerBar Invitational, Boulder, Colo.; +-Match played at Los Angeles, Calif.; ^-Match played at Stanford, Calif.; \$-NCAA First- and Second-Rounds, Boulder, Colo.; \$\$-NCAA Mountain Regional (Sweet 16), Stanford, Calif.; All Home Matches Played At Coors Events/Conference Center.

Team Statistics

Player	MP-MS	GP	K	E	TA	Pct.	Ast.	SA	SE	RE	Dig	BS	BA	TB	BE	BHE
Bowen	18-3	39	58	20	129	.295	4	9	3	1	60	2	21	23	4	2
Campbell	31-31	111	90	23	249	.269	1582	23	30	2	282	4	66	70	8	23
Engelking	29-2	59	116	66	334	.150	8	5	12	11	98	3	11	14	8	3
Koepke	30-30	108	292	97	681	.286	12	23	51	4	194	23	121	144	14	3
Lodge	31-31	110	528	252	1247	.221	27	19	44	40	322	13	46	59	9	6
Lynch	31-31	110	329	127	754	.268	113	10	22	29	345	1	49	68	6	8
Owens	31-26	103	295	161	840	.160	24	14	34	22	279	6	31	37	3	3
Schutz	31-27	97	259	97	592	.274	18	27	48	6	160	6	72	78	15	2
Small	21-2	49	0	1	2	-.500	5	0	1	0	26	0	0	0	0	0
TOTALS	31	111	1967	844	4828	.233	1793	130	245	115	1766	58	435	275	67	50

Team Roster

No.	Name	Pos.	Ht.	Yr.	Hometown (High School / College)
1	Lisa Small	S/D/S	5-7	Fr.	Galt, Calif. (Galt)
2	Tegan Lynch	RS	6-0	Jr.	Aptos, Calif. (Aptos)
3	Kelly Campbell	S	6-0	So.	Corona Del Mar, Calif. (Corona Del Mar)
4	Sarah Lodge	LS	5-11	Jr.	Houston, Texas (Cypress Creek)
6	*Josee Roberge	RS	6-3	Fr.	St.-Georges, Quebec (Polyvalente)
7	Melissa Schutz	MB	6-0	Jr.	Newport Beach, Calif. (Newport Harbor)
8	Kristin Dorsch	LS	5-11	So.	Cypress, Texas (Cypress Fairbanks)
9	*Sylvie Roberge	MB	6-3	Fr.	St.-Georges, Quebec (Jesus-Marie)
12	Alison Koepke	MB	6-3	Sr.	Walnut Creek, Calif. (Monte Vista)
15	Courtney Owens	LS	5-9	Jr.	Costa Mesa, Calif. (Calvary Chapel)
16	Shana Bowen	MB	6-2	So.	San Diego, Calif. (Scripps Ranch)

*-Spent the season as a redshirt.

HEAD COACH: Pi'i Aiu (Colorado '89)

ASSISTANT COACHES: Carrie Appleman (Colorado State'93), Robyn Read (Illinois State '96)

1997 Milestones

- ✓ **April 25**-Brad Saindon, coach of the Buffs for 11 seasons, announces he is leaving to coach the Australian National Team through the 2000 Olympics.
- ✓ **May 20**-Athletic Director Dick Tharp announces the hiring of Pi'i Aiu, who has been associated with the program since its inception in 1986, to become the third head coach in program history. It is approved by the Board of Regents on June 4.
- ✓ **Oct. 8**-CU tops No. 5 Nebraska in Lincoln, becoming the first conference team ever to win at Nebraska and giving the Buffs a win over the highest ranked opponent in program history.
- ✓ **Oct. 29**-The Buffs sweep the Huskers for the first time, also sweeping the season series for the first time.
- ✓ **Dec. 6**-The Buffs earn their seventh straight NCAA Tournament appearance, their eighth overall and their ninth straight post season appearance as they host a match for the fourth time. They advanced past the first two rounds to earn the program's third Sweet 16 appearance.
- ✓ **AWARDS**-Sarah Lodge earned the program's first AVCA National Player of the Week Award on Oct. 14. Head coach Pi'i Aiu is named the Big 12 and District V Coach of the Year in his rookie season. Lodge and Kelly Campbell both earn first-team All-Big 12 nods and Lodge earns a first-team all-district honor, as well.
- ✓ **STAT SHOTS**-CU's 17.72 kills per game and their 16.16 assists per game both lead the Big 12. The kills per game is third in the NCAA and the digs per game is second.
- ✓ **STAT SHOTS**-Kelly Campbell's 14.25 assist per game is second in the Big 12 and fourth in the NCAA.
- ✓ **STAT SHOTS**-Sarah Lodge becomes the seventh player in history to reach 1,000 kills and her season totals of 528 and 4.80 per game are still CU records. Her 40 kills against Texas on Nov. 28 marks the first (and only) time a CU player has reached 40 kills.
- ✓ **STAT SHOTS**-Alison Koepke becomes the second Buff to reach 400 career blocks.

HISTORY



1998

(22-8 • 14-6 Big 12 (3rd) • 12-4 Home • 8-4 Away • 2-0 Neutral)

Date	Opponent	H/A	WL	Score	-----Team Statistical Totals-----								-----Individual Statistical Leaders-----			
					Rank	K	Att%	Ast	SA	Dig	TB	Kills	Digs	Blocks	Assists	
9/5	^ Georgia	N	W	15-12, 15-4, 15-1	12	56	.311	50	9	42	6	Lodge (20)	Lodge (15)	Campbell (3)	Campbell (43)	
9/6	^ at Notre Dame (16)	A	W	15-6, 15-13, 15-6	12	82	.313	73	4	65	6	Lodge (24)	Lynch (16)	Dorsch (5)	Campbell (56)	
9/11	# San Francisco	H	W	15-1, 15-7, 15-6	12	44	.368	39	6	33	7	Schutz (8)	Nielsen (9)	Schutz (4)	Campbell (33)	
9/12	# Stanford (9)	H	L	10-15, 15-11, 8-15, 15-6, 5-15	12	92	.163	86	5	86	13	Lodge (25)	Lynch (26)	Dorsch (9)	Campbell (74)	
9/16	Colorado State (RV)	H	W	15-11, 15-9, 15-3	12	47	.221	44	3	42	10	Lodge (12)	Lodge (12)	Dorsch (5)	Campbell (36)	
9/18	New Mexico State	H	W	15-4, 15-8, 15-10	12	42	.283	41	4	33	4	Lynch (9)	Owens (7)	CO/MS (2)	Campbell (33)	
9/19	Maryland	H	W	15-12, 15-4, 15-10	12	47	.219	40	9	33	9	Dorsch (10)	Campbell (10)	Dorsch (5)	Campbell (34)	
9/25	* Missouri	H	W	15-6, 11-15, 15-7, 15-4	12	70	.284	66	6	51	13	Lynch (17)	Campbell (18)	TL/MS (5)	Campbell (57)	
9/27	* Iowa State	H	W	15-8, 15-4, 15-3	12	50	.326	47	6	36	8	Lynch (15)	Schutz (8)	Dorsch (4)	Campbell (38)	
10/2	* at Oklahoma	A	W	15-6, 15-9, 11-15, 15-3	12	63	.213	57	10	58	9	Lodge (18)	Owens (14)	Dorsch (7)	Campbell (51)	
10/3	* at Kansas	A	W	15-11, 15-6, 15-5	12	44	.279	38	8	43	4	KD/CO (9)	Lynch (10)	KC/KD/SL (2)	Campbell (35)	
10/9	* at Baylor	A	W	15-9, 12-15, 15-6, 15-6	12	68	.287	57	9	54	12	Owens (17)	KC/TL (12)	Lynch (6)	Campbell (46)	
10/10	* at Texas Tech	A	W	15-11, 12-15, 15-8, 15-2	12	89	.330	78	4	81	8	Lodge (21)	Lodge (21)	Schutz (5)	Campbell (75)	
10/16	* Texas A&M (15)	H	W	15-12, 3-15, 15-2, 15-9	12	83	.241	72	1	82	12	Lodge (17)	Lodge (19)	SB/KC/SL (4)	Campbell (66)	
10/17	* Texas (13)	H	L	11-15, 10-15, 15-9, 15-8, 8-15	12	106	.194	103	4	103	10	Owens (25)	Lynch (29)	SB/SL (5)	Campbell (84)	
10/23	* Kansas	H	W	15-2, 15-10, 15-4	13	60	.348	57	4	46	7	Owens (18)	Nielsen (13)	Dorsch (5)	Campbell (49)	
10/24	* Oklahoma	H	W	15-8, 15-9, 8-15, 15-4	13	79	.272	75	6	79	9	Owens (18)	KD/CO (17)	Dorsch (7)	Campbell (60)	
10/30	* at Iowa State	A	W	15-2, 15-7, 15-2	13	53	.422	50	7	43	7	Owens (13)	Owens (9)	KC/KD/CO (3)	Campbell (43)	
10/31	* at Missouri	A	W	3-15, 15-6, 15-11, 16-14	13	72	.246	59	3	74	10	Dorsch (24)	Lynch (19)	Bowen (6)	Campbell (55)	
11/4	* at Nebraska (3)	A	L	7-15, 5-15, 3-15	13	47	.033	46	1	50	3	KD/CO/MS (10)	CO/MS (13)	KD/CO (2)	Campbell (44)	
11/7	* Kansas State (21)	H	L	11-15, 11-15, 16-14, 9-15	13	82	.106	81	6	95	11	Owens (23)	Lynch (22)	Bowen (7)	Campbell (72)	
11/11	Denver	H	W	15-8, 15-3, 15-10	15	65	.321	61	2	65	6	Lodge (17)	Lodge (15)	KE/SL/TL (2)	Campbell (49)	
11/13	* Texas Tech (23)	H	W	15-11, 5-15, 15-4, 15-6	15	95	.276	86	0	74	10	Owens (20)	Owens (19)	Dorsch (5)	Campbell (72)	
11/15	* Baylor	H	W	15-6, 15-8, 15-5	15	49	.320	49	5	37	16	Lodge (13)	Lynch (10)	Dorsch (9)	Campbell (44)	
11/20	* at Texas (12)	A	L	15-3, 14-16, 8-15, 3-15	15	87	.253	79	3	74	5	Bowen (20)	TL/CO (16)	Bowen (3)	Campbell (73)	
11/21	* at Texas A&M (22)	A	L	11-15, 5-15, 15-5, 15-13, 10-15	15	83	.230	76	1	91	11	Owens (19)	TL/KC (20)	Lodge (5)	Campbell (63)	
11/25	* Nebraska (3)	H	L	10-15, 12-15, 12-15	17	64	.176	53	3	72	7	Owens (18)	Campbell (20)	KD/CO (4)	Campbell (35)	
11/27	* at Kansas State (22)	A	W	15-13, 9-15, 16-14, 15-8	17	100	.267	90	5	108	16	Owens (29)	Lynch (25)	Bowen (8)	Campbell (70)	
12/4	\$ San Jose State	N	W	15-12 15-9, 15-9	17	60	.140	57	4	60	19	KD/TL (15)	Owens (14)	Dorsch (9)	Campbell (43)	
12/5	\$ at Illinois (19)	A	L	12-15, 11-15, 14-16	17	55	.159	48	6	55	13	Lodge (14)	Lodge (13)	Dorsch (7)	Campbell (39)	

* - Big 12 Conference Match; ^ - Shamrock Invitational, Notre Dame, Ind.; # - Colorado PowerBar Invitational, Boulder, Colo.; \$ - NCAA Tournament First- and Second-Rounds, Champaign, Ill.; All Home Matches Played At Coors Events/Conference Center.

Team Statistics

Player	MP-MS	GP	K	E	TA	Pct.	Ast.	SA	SE	RE	Dig	BS	BA	TB	BE	BHE
Bowen	26-12	67	168	50	343	.344	9	13	25	0	102	6	61	67	4	1
Campbell	30-30	107	180	35	357	.406	1572	31	23	0	321	4	59	63	1	14
Engelking	30-29	105	350	105	690	.355	15	7	29	0	104	17	109	126	12	4
Hayes	1-0	1	2	1	3	.333	0	0	1	0	0	0	1	1	0	0
Lodge	30-28	105	372	186	991	.188	53	13	36	34	321	9	51	60	6	0
Lynch	30-30	107	332	127	813	.252	137	14	5	34	378	5	69	74	3	5
Nielsen	29-3	86	65	37	178	.157	18	10	11	3	138	0	7	7	1	0
Owens	30-30	106	399	221	1175	.151	47	31	58	9	342	9	47	56	5	2
J.Roberge	5-0	6	7	2	17	.294	1	0	0	0	6	0	3	3	0	0
S.Roberge	8-0	8	11	2	18	.500	0	0	1	0	0	0	3	3	0	0
Schutz	29-17	74	148	59	340	.262	15	23	28	2	142	2	51	53	4	4
Small	20-1	30	0	0	1	.000	0	3	1	0	10	0	0	0	0	0
TOTALS	30	107	2034	825	4926	.245	1867	145	218	82	1864	52	461	282	36	30

Team Roster

No.	Name	Pos.	Ht.	Yr.	Hometown (High School / College)
1	Lisa Small	S/DS	5-7	So.	Galt, Calif. (Galt)
2	Tegan Lynch	RS	6-0	Sr.	Aptos, Calif. (Aptos)
3	Kelly Campbell	S	6-1	Jr.	Corona Del Mar, Calif. (Corona Del Mar)
4	Sarah Lodge	LS	5-11	Sr.	Houston, Texas (Cypress Creek)
5	*Cory Hayes	MB	6-2	Fr.	Houston, Texas (Clements)
6	Josee Roberge	RS	6-3	RFr.	St.-Georges, Quebec (Polyvalente)
7	Melissa Schutz	MB	6-0	Sr.	Newport Beach, Calif. (Newport Harbor)
8	Kristin Dorsch	MB	5-11	Jr.	Cypress, Texas (Cypress Fairbanks)
9	Sylvie Roberge	MB	6-3	RFr.	St.-Georges, Quebec (Jesus-Marie)
10	Sonja Nielsen	LS	5-10	Fr.	Poway, Calif. (Poway)
15	Courtney Owens	LS	5-9	Sr.	Newport Beach, Calif. (Calvary Chapel)
16	Shana Bowen	MB	6-2	Jr.	San Diego, Calif. (Scripps Ranch)

* - Spent the season as a redshirt.

HEAD COACH: Pi'i Aiu (Colorado '89)

ASSISTANT COACHES: Carrie Appleman (Colorado State '93), Robyn Read (Illinois State '96)

1998 Milestones

- ✓ **Oct. 16** - Buffs cap off 10 match win streak by topping No. 15 Texas A&M at home, the program's first win over the Aggies.
- ✓ **Oct. 31** - After a hectic match at Missouri that started nearly two hours late, the Buffs win 3-1 and improve to 17-2, the best record at that point in the season in program history.
- ✓ **Dec. 4** - Although disappointed not to host the first two rounds, the Buffs play in their eighth straight NCAA Tournament, ninth overall, and 10th straight post season appearance by defeating San Jose State in the first round at Illinois.
- ✓ **AWARDS** - Kelly Campbell is named a first-team all-Big 12 selection for the third time and Tegan Lynch receives her first such honor. Sarah Lodge and Courtney Owens each receive honorable mention all-Big 12 as no other Big 12 team had more than two players honored on those two teams. Campbell is also an all-district selection and earns third-team All-American honors to become just the second Buff (Tina Murray) to receive such an honor.
- ✓ **STAT SHOTS** - CU's 19.01 kills per game marks the first time in NCAA history a team has averaged 19 kills per game, and their 17.45 assists per game is also a new NCAA record.
- ✓ **STAT SHOTS** - Sarah Lodge becomes the eighth player to reach 1,000 digs and in doing so, becomes the sixth player to reach 1,000 in both kills and digs for a career.
- ✓ **STAT SHOTS** - Tegan Lynch becomes the seventh player in CU history to reach 1,000 digs and the eighth to reach 1,000 kills and in doing so, becomes the seventh player in CU history to reach 1,000 in both kills and digs for a career.
- ✓ **STAT SHOTS** - Kelly Campbell hits .406, still a CU record. She led the Big 12 and was sixth in the NCAA. Her 14.61 assists per game is good for second in the Big 12 and fourth in the NCAA.

1999



(18-12 • 12-8 Big 12 (6th) • 10-4 Home • 7-6 Away • 1-2 Neutral)

-----Team Statistical Totals-----

-----Individual Statistical Leaders-----

Date	Opponent	H/A	W/L	Score	Rank	K	Att%	Ast	SA	Dig	TB	Kills	Digs	Blocks	Assists
9/1	at Colorado St. (23)	A	L	9-15, 3-15, 15-17	19	51	.196	47	3	41	7	Engelking (11)	KC/EG/SN (3)	KC/KE/EG (3)	Campbell (38)
9/2	# Denver	H	W	15-6, 15-5, 15-6	19	45	.245	40	1	47	8	Nielsen (17)	Nielsen (12)	Barkman (4)	Campbell (30)
9/3	# California	H	W	15-7, 10-15, 10-15, 15-9, 15-6	19	83	.239	77	7	90	15	Engelking (18)	Nielsen (21)	Barkman (9)	Campbell (67)
9/7	Air Force	H	W	14-16, 15-12, 15-0, 15-2	23	67	.333	63	3	58	14	Nielsen (20)	Campbell (12)	Barkman (10)	Campbell (54)
9/10	^ at New Mexico	A	W	15-7, 15-7, 15-1	23	43	.231	40	8	48	5	Bowen (10)	Bowen (15)	Hayes (3)	Campbell (36)
9/11	^ Washington State	N	W	12-15, 15-9, 15-11, 15-10	23	90	.306	78	3	69	10	Barkman (23)	Bowen (17)	MB/SR (5)	Campbell (69)
9/14	Wyoming	H	W	15-8, 15-7, 9-15, 15-9	22	72	.185	68	6	73	8	Engelking (17)	KC/EG (15)	MB/SN (4)	Campbell (55)
9/17	at Hawai'i (3)	A	L	9-15, 0-15, 5-15	22	35	.104	32	0	44	5	Bowen (9)	Nielsen (12)	Barkman (4)	Campbell (29)
9/18	+ Long Beach State (4)	N	L	15-11, 12-15, 8-15, 11-15	22	66	.211	61	8	65	4	Bowen (19)	Nielsen (17)	Barkman (4)	Campbell (50)
9/22	* at Oklahoma	A	W	15-8, 15-3, 15-9	22	48	.378	42	7	34	6	Nielsen (15)	SB/EG/SN (8)	MB/KC/KE (3)	Campbell (38)
9/25	* Baylor (RV)	H	W	11-15, 6-15, 15-10, 15-12, 15-9	22	94	.244	82	12	77	9	Engelking (28)	Nielsen (21)	MB/KE (4)	Campbell (71)
10/1	* Iowa State	H	W	15-13, 15-10, 15-10	21	58	.244	54	6	48	14	Bowen (16)	Gower (18)	Barkman (9)	Campbell (44)
10/2	* Kansas State (23)	H	L	9-15, 10-15, 15-13, 2-15	21	69	.145	66	2	67	15	Bowen (14)	Gower (15)	Barkman (10)	Campbell (55)
10/6	* Texas Tech	H	W	19-17, 15-9, 15-10	20	91	.245	80	5	80	5	Nielsen (21)	Gower (20)	Barkman (4)	Campbell (75)
10/9	* at Nebraska (12)	A	L	4-15, 5-15, 15-7, 7-15	20	52	.093	50	4	66	8	Nielsen (15)	Campbell (19)	Barkman (4)	Campbell (44)
10/13	* at Texas (10)	A	L	14-16, 11-15, 1-15	20	46	.134	39	0	56	7	Nielsen (12)	Nielsen (20)	Engelking (4)	Campbell (32)
10/16	* Missouri	H	W	15-5, 15-8, 15-8	20	54	.322	50	4	44	12	Nielsen (13)	KC/SN (12)	Engelking (6)	Campbell (39)
10/20	* Kansas	H	W	15-4, 15-6, 15-5	20	56	.385	50	7	43	8	Nielsen (17)	Campbell (14)	MB/KC/KE (3)	Campbell (41)
10/23	* at Texas A&M (16)	A	L	14-16, 16-14, 11-15, 7-15	24	56	.106	50	4	91	14	Bowen (14)	Campbell (22)	Engelking (7)	Campbell (42)
10/27	* at Baylor (RV)	A	L	8-15, 15-9, 8-15, 5-15	24	63	.184	55	7	69	3	Nielsen (14)	Campbell (18)	SB/KE (2)	Campbell (49)
10/30	* Oklahoma	H	W	15-6, 15-7, 9-15, 15-13	24	78	.303	69	9	51	6	Nielsen (20)	Nielsen (15)	Barkman (6)	Campbell (63)
11/3	* at Kansas State (17)	A	W	8-15, 5-15, 15-11, 15-12, 16-14	24	73	.157	58	1	78	8	Engelking (19)	Nielsen (18)	EG/SR (4)	Campbell (58)
11/5	* at Iowa State	A	W	15-8, 15-9, 15-13	22	62	.208	55	10	58	5	Engelking (15)	Campbell (14)	Engelking (3)	Campbell (48)
11/10	* Nebraska (12)	H	L	10-15, 15-9, 5-15, 11-15	22	61	.115	56	3	53	13	Nielsen (18)	Nielsen (13)	Barkman (8)	Campbell (47)
11/13	* at Texas Tech	A	W	17-15, 14-16, 15-6, 12-15, 15-13	21	115	.284	108	6	80	14	Taskey (26)	Gower (21)	Barkman (8)	Campbell (93)
11/17	* at Missouri	A	W	15-7, 15-11, 15-13	21	56	.268	53	5	55	4	Engelking (13)	KC/EG (12)	MB/KC/KT (2)	Campbell (47)
11/20	* Texas (12)	H	L	15-9, 15-10, 9-15, 15-17, 13-15	19	99	.190	93	5	113	17	Nielsen (25)	Gower (28)	Barkman (9)	Campbell (78)
11/24	* Texas A&M (16)	H	L	10-15, 11-15, 14-16	19	75	.216	72	2	66	5	Nielsen (18)	KC/SN (16)	SB/KE (4)	Campbell (58)
11/27	* at Kansas	A	W	15-9, 15-11, 17-15	19	70	.311	65	4	53	8	Engelking (22)	Taskey (14)	S.Roberge (4)	Campbell (61)
12/2	\$ Utah	N	L	10-15, 6-15, 15-17	21	55	.183	52	3	57	9	Engelking (18)	Bowen (12)	MB/KE (4)	Campbell (44)

* - Big 12 Conference Match; #-Colorado PowerBar Invitational, Boulder, Colo.; ^-New Mexico Lobo Invitational, Albuquerque, N.M.; +-Match played at Honolulu, Hawai'i; \$-NCAA First- and Second-Rounds, Honolulu, Hawai'i

Team Statistics

Player	MP-MS	GP	K	E	TA	Pct.	Ast.	SA	SE	RE	Dig	BS	BA	TB	BE	BHE
Barkman	30-27	102	257	80	584	.303	13	9	13	3	186	18	116	134	6	6
Bowen	29-28	97	278	182	876	.110	41	24	30	30	269	3	43	46	5	0
Campbell	30-30	110	196	54	438	.324	1555	23	20	0	336	7	68	75	4	7
Engelking	30-29	105	377	114	744	.353	19	16	37	1	188	5	77	82	7	1
Gower	30-30	107	208	93	595	.193	108	32	32	24	313	3	59	62	4	2
Hayes	7-0	10	16	12	43	.093	0	0	3	0	13	0	6	6	0	0
Nielsen	30-29	107	427	243	1169	.157	45	20	26	28	375	0	44	44	2	1
J.Roberge	16-1	27	33	22	99	.111	9	3	6	11	33	1	8	9	1	2
S.Roberge	19-1	37	77	18	156	.378	0	0	4	1	11	3	19	22	2	3
Small	28-3	70	0	0	0	.000	6	5	7	0	68	0	0	0	0	1
Taskey	24-2	52	114	60	342	.158	9	13	13	8	82	1	18	19	0	1
TOTALS	30	110	1983	878	5046	.219	1805	145	191	106	1874	41	458	270	31	24

Team Roster

No.	Name	Pos.	Ht.	Yr.	Hometown (High School / College)
1	Lisa Small	S/DS	5-7	Jr.	Galt, Calif. (Galt)
2	Meghan Barkman	MB	6-2	Fr.	Glen Ellyn, Ill. (Glenbard South)
3	Kelly Campbell	S	6-1	Fr.	Corona Del Mar, Calif. (Corona Del Mar)
5	Cory Hayes	MB	6-2	RFr.	Houston, Texas (Clements)
6	Josee Roberge	RS	6-3	So.	St.-Georges, Quebec (Polyvalente)
7	Kim Taskey	LS	5-11	Fr.	Portage, Mich. (Portage Northern)
8	Kristin Engelking	MB	5-11	Sr.	Cypress, Texas (Cypress Fairbanks)
9	Sylvie Roberge	MB	6-3	So.	St.-Georges, Quebec (Jesus-Marie)
10	Sonja Nielsen	LS	5-10	So.	Poway, Calif. (Poway)
11	Elizabeth Gower	RS/S	6-0	Fr.	Naperville, Ill. (Naperville Central)
16	Shana Bowen	LS	6-2	Sr.	San Diego, Calif. (Scripps Ranch)

HEAD COACH: Pi'i Aiu (Colorado '89)

ASSISTANT COACHES: Carrie Busted (Colorado State'93), Robyn Read (Illinois State '96)

1999 Milestones

- ✓ **Oct. 23**—After a 3-1 loss at No. 16 Texas A&M, the Buffs hold a 12-7 record with all seven of the losses coming to ranked teams. Ten of the Buffs 12 losses on the season came to ranked teams.
- ✓ **Dec. 2**—CU advances to its ninth-straight NCAA Tournament, and 10th overall, losing in the first round to Utah. It is the Buff's 11th straight postseason appearance.
- ✓ **AWARDS**—Kelly Campbell and Kristin Engelking are named first-team All-Big 12, while Campbell also earns all-district honors and a second team *Volleyball Magazine* All-American honor, becoming the first Buff to be a two-time All-American. She is also the first player in Big 12 history to earn four first-team all-Big 12 honors. Campbell also earned four academic first-team all-Big 12 nods, is just the second academic all-district performer in school history and the first in school history to be named academic All-American.
- ✓ **STAT SHOTS**—Kelly Campbell is second in the Big 12 and seventh in the NCAA with 14.14 assists per game. Her career mark ends at 14.56, easily the top in NCAA history.
- ✓ **STAT SHOTS**—As a team, the Buffs are tops in the Big 12 with 18.03 kills and 16.41 assists per game, and both also rank second in the NCAA.
- ✓ **STAT SHOTS**—Campbell's 93 assists against Texas Tech on Nov. 13 marks the first time a player has surpassed the 90 assist plateau in a match. Campbell overtakes Nicole Vranesh as the all-time leader in CU history and also records her 5,000th and 6,000th career assist, becoming just the ninth player in NCAA history to reach 6,000 assists.
- ✓ **STAT SHOTS**—Campbell becomes the ninth player in CU history to reach 1,000 career digs.

HISTORY



2000

(17-12 • 12-8 Big 12 (t-5th) • 8-5 Home • 7-6 Away • 2-1 Neutral)

Date	Opponent	H/A	W/L	Score	Rank	-----Team Statistical Totals-----							-----Individual Statistical Leaders-----			
						K	Att%	Ast	SA	Dig	TB	Kills	Digs	Blocks	Assists	
9/1	# Central Florida	H	W	15-12, 15-13, 15-13	—	74	.229	66	4	54	15	Taskey (21)	Gower (12)	Barkman (10)	Gower (55)	
9/3	# Santa Clara	H	L	15-13, 7-15, 15-12, 13-15, 4-15	—	83	.206	78	7	60	17	Taskey (23)	Gower (10)	Barkman (9)	Gower (68)	
9/5	Colorado State (7)	H	L	7-15, 15-8, 5-15, 5-15	—	56	.073	49	3	59	4	Nielsen (15)	Gower (15)	S. Roberge (3)	Gower (41)	
9/8	^ vs. Wisconsin (15)	N	L	11-15, 3-15, 7-15	—	27	.000	21	2	33	6	Barkman (7)	Gower (9)	Gower (4)	Gower (19)	
9/9	^ vs. New Orleans	N	W	15-6, 14-16, 5-16, 15-8, 15-13	—	76	.239	59	5	56	11	S. Roberge (20)	Small (8)	Barkman (7)	Gower (54)	
9/11	at Air Force	A	W	15-8, 15-11, 3-15, 16-14	—	69	.157	55	3	55	14	S. Roberge (15)	Gower (14)	Barkman (8)	Gower (47)	
9/13	* at Kansas	A	L	15-6, 6-15, 12-15, 15-4, 14-16	—	73	.209	64	4	79	20	S.N./S.R. (15)	Nielsen (16)	Barkman (11)	Gower (57)	
9/16	* Oklahoma	H	W	15-8, 15-12, 15-5	—	58	.272	50	6	48	12	Gower (12)	Nielsen (12)	S. Roberge (6)	Gower (35)	
9/19	at Denver	A	W	15-3, 15-9, 13-15, 15-7	—	75	.263	68	4	60	9	Nielsen (16)	Nielsen (18)	M.B./S.F. (5)	Gower (59)	
9/23	* at Texas A&M (23)	A	L	7-15, 13-15, 15-13, 9-15	—	70	.188	62	6	105	8	Nielsen (14)	Nielsen (23)	Barkman (5)	Gower (52)	
9/27	* Nebraska (1)	H	L	5-15, 6-15, 9-15	—	38	.095	34	3	43	4	Nielsen (8)	Nielsen (14)	Nielsen (2)	Gower (26)	
9/30	* at Iowa State	A	W	15-11, 15-7, 15-4	—	54	.276	46	7	47	4	M.G./S.N. (11)	Gower (11)	M.B./S.F. (2)	Gower (39)	
10/4	* Baylor (RV)	H	L	11-15, 15-17, 7-15	—	58	.221	46	4	48	4	Nielsen (13)	Gower (11)	M.B./S.F. (3)	Gower (37)	
10/7	* at Texas Tech (24)	A	W	15-13, 9-15, 6-15, 19-17, 15-6	—	92	.221	80	5	113	12	Nielsen (20)	Nielsen (28)	Barkman (5)	Gower (66)	
10/11	* at Kansas State (RV)	A	L	8-15, 12-15, 9-15	—	50	.182	41	4	52	16	Nielsen (12)	Nielsen (16)	Barkman (8)	Gower (38)	
10/14	* Texas (RV)	H	W	15-12, 15-9, 15-9	—	59	.197	55	2	55	14	Gerlach (15)	E.G./S.V. (14)	Barkman (7)	Gower (50)	
10/18	* at Missouri (24)	A	L	12-15, 9-15, 10-15	—	59	.255	43	1	59	15	Nielsen (16)	Barkman (14)	M.B./J.R. (7)	Gower (42)	
10/21	* Kansas	H	W	15-11, 15-12, 15-11	—	55	.183	52	4	70	15	Nielsen (15)	Barkman (15)	Barkman (7)	Gower (40)	
10/25	* at Oklahoma	A	W	15-11, 15-9, 15-12	—	66	.309	54	3	41	3	Nielsen (18)	Nielsen (15)	Barkman (2)	Gower (47)	
11/1	* Texas A&M (21)	H	W	15-13, 15-11, 15-12	—	78	.252	73	6	81	14	Nielsen (24)	Nielsen (16)	Barkman (10)	Gower (59)	
11/4	* at Nebraska (1)	A	L	12-15, 3-15, 13-15	—	61	.208	56	2	70	6	Nielsen (15)	Nielsen (18)	Gerlach (4)	Gower (47)	
11/8	* Iowa State	H	W	15-8, 15-6, 15-9	—	44	.191	37	9	36	16	Nielsen (16)	S.N./S.V. (8)	Barkman (8)	Gower (32)	
11/11	* at Baylor (RV)	A	W	15-7, 8-15, 15-8, 15-10	—	79	.264	70	7	82	11	Barkman (17)	Nielsen (27)	Barkman (7)	Gower (56)	
11/15	* Texas Tech (RV)	H	W	15-7, 10-15, 15-4, 12-15, 15-12	—	87	.276	81	6	73	16	Barkman (19)	Nielsen (18)	Gerlach (9)	Gower (64)	
11/18	* Kansas State (24)	H	L	13-15, 11-15, 4-15	—	42	.160	35	1	34	9	Nielsen (12)	Gower (9)	Gerlach (5)	Gower (28)	
11/22	* at Texas (RV)	A	W	15-5, 10-15, 15-13, 15-8	—	72	.247	58	5	79	16	Gerlach (17)	Nielsen (21)	Barkman (10)	Gower (48)	
11/25	* Missouri (24)	H	W	15-9, 16-14, 15-13	—	82	.286	79	4	75	8	Nielsen (22)	S.N./S.V. (16)	Gerlach (5)	Gower (66)	
12/1	\$ vs. Georgia Tech	N	W	11-15, 15-5, 16-14, 15-10	—	80	.267	73	9	90	7	Nielsen (26)	Nielsen (21)	Barkman (6)	Gower (63)	
12/2	\$ at Colorado St. (6)	A	L	11-15, 15-10, 15-10, 6-15, 10-15	—	86	.230	80	3	77	11	Villwock (23)	Villwock (18)	Barkman (6)	Gower (64)	

* - Big 12 Conference Match; # - Colorado Coors Invitational, Boulder, Colo.; ^ - Nokia Sugar Bowl Classic, New Orleans, La.; NCAA First and Second Rounds, Fort Collins, Colo.; All home matches played at Coors Events/Conference Center.

Team Statistics

Player	MP-MS	GP	K	E	TA	Pct.	Ast.	SA	SE	RE	Dig	BS	BA	TB	BE	BHE	Pts.	P/M
Barkman	29-27	105	312	108	734	.278	22	9	31	3	223	20	145	165	6	8	413.5	257.5
Fredrickson	24-6	54	53	31	148	.149	19	1	5	2	54	3	27	30	0	1	70.5	31.5
Gerlach	21-18	73	245	79	531	.313	16	19	22	1	114	9	70	79	8	1	308.0	197.0
Gower	29-29	106	203	57	491	.297	1399	24	24	2	288	6	85	91	3	30	275.5	149.5
Nielsen	29-29	106	425	214	1155	.183	60	15	28	42	406	3	47	50	5	4	466.5	173.5
J. Roberge	28-7	83	134	63	374	.190	46	5	6	0	70	6	61	67	0	5	175.5	101.5
S. Roberge	11-7	38	105	37	237	.287	3	0	0	0	10	3	35	38	5	0	125.5	83.5
Small	29-19	106	1	1	16	.000	13	27	19	3	284	0	1	1	1	2	28.5	5.5
Taskey	28-11	89	174	101	505	.145	36	13	13	36	166	2	11	13	0	4	194.5	40.5
Vesanic	13-1	30	0	0	1	.000	4	0	6	0	24	0	0	0	0	0	4.0	-2.0
Villwock	29-20	91	251	142	707	.154	48	16	28	36	197	1	40	41	3	5	298.0	74.0
TOTALS	29	106	1903	833	4897	.219	1666	129	183	128	1836	53	522	314	30	60	2346.0	1212.0

Team Roster

No.	Name	Pos.	Ht.	Yr.	Hometown (High School / College)
1	Lisa Small	DS	5-7	Sr.	Galt, Calif. (Galt)
2	Meghan Barkman	MB	6-2	So.	Glen Ellyn, Ill. (Glenbard South)
4	Sara Villwock	LS	6-1	Fr.	Fort Collins, Colo. (Rocky Mountain)
6	Josee Roberge	RS	6-3	Jr.	St.-Georges, Quebec (Polyvalente)
7	Kim Taskey	LS	5-11	So.	Portage, Mich. (Portage Northern)
8	Sara Fredrickson	RS/MB	6-0	So.	Pagosa Springs, Colo. (Pagosa Springs/UCSB)
9	Sylvie Roberge	MB	6-3	Jr.	St.-Georges, Quebec (Jesus Marie)
10	Sonja Nielsen	LS	5-10	Jr.	Poway, Calif. (Poway)
11	Elizabeth Gower	S	6-0	So.	Naperville, Ill. (Naperville Central)
12	Monica Veasnovic	DS	5-5	Fr.	Los Altos, Calif. (St. Francis)
15	Monique Gerlach	MB	5-11	Fr.	Monarch Beach, Calif. (Santa Margarita Catholic)

HEAD COACH: Pi'i Aiu (Colorado '89)

ASSISTANT COACHES: Jil Thomason (Wyoming '95), Robyn Read (Illinois State '96)

2000 Milestones

- ✓ **Nov. 22** — Sophomores Meghan Barkman and Elizabeth Gower both record triple-doubles in a 3-1 win at Texas. Barkman records her fourth of the season, which would be a season record except Gower records her sixth, not only the season record, but also the career mark. Also in this match, Lisa Small, in her 95th match and 243rd game, records her first career kill on a back row attack.
- ✓ **Dec. 2** — Just a match after recording her 400th kill of the season, junior Sonja Nielsen records her 400th dig of the season in a second-round loss to Colorado State. Nielsen becomes just the second player in CU history to record 400 kills and digs, joining Ram assistant coach Karrie Downey. Both players wore jersey No. 10.
- ✓ **SEASON** — Monique Gerlach hits .313 to become the first freshman to lead the Buffs in attack percentage.
- ✓ **SEASON** — Sonja Nielsen leads the Buffs in kills and digs for the second straight season, while Meghan Barkman leads in blocks for the second straight year and Lisa Small leads the Buffs in Service Aces.
- ✓ **SEASON** — Elizabeth Gower picked up where Kelly Campbell left off, being named All-District and All-Big 12. Meghan Barkman and Sonja Nielsen join her on the All-Big 12 team.
- ✓ **SEASON** — After recording a 8-9 record through 17 matches, the third worst in program history, the Buffs rebound to finish the regular season with an 8-2 mark, advance to their 10th straight NCAA Tournament and come within an eyelash of the Sweet 16, pusing No. 6 Colorado State to five games in the second round.

HISTORY



(19-11 • 13-7 Big 12 (4th) • 12-2 Home • 5-9 Away • 2-0 Neutral)

-----Team Statistical Totals-----

-----Individual Statistical Leaders-----

Date	Opponent	H/A	W/L	Score	Rank	K	Att%	Ast	SA	Dig	TB	Kills	Digs	Blocks	Assists
8/31	# Clemson	H	W	29-31, 30-15, 30-17, 30-26	NR	81	.352	74	6	54	7	Gerlach (21)	Russell (16)	mb/sr/mg (3)	Gower (62)
9/1	# Loyola Marymont (24)	H	W	30-20, 30-22, 30-28	NR	46	.252	44	6	48	10	Russell (12)	EG/MG (9)	Barkman (8)	Gower (36)
9/2	# Oral Roberts (RV)	H	W	30-20, 30-25, 25-30, 30-28	NR	77	.301	74	6	59	9	Gerlach (17)	Taskey (15)	Gerlach (7)	Gower (58)
9/6	\$ at BYU (16)	A	L	35-33, 25-30, 30-26, 27-30, 10-15	23	77	.214	73	7	63	10	KT/MG (16)	Taskey (12)	Roberge (6)	Gower (53)
9/7	\$ vs. Missouri State	N	W	30-23, 21-30, 30-24, 30-26	23	77	.264	69	4	52	7	Russell (17)	mg/sr/mv (10)	mb/mg (3)	Gower (59)
9/8	at Utah (19)	A	L	30-22, 30-21, 27-30, 22-30, 10-15	23	67	.147	60	3	65	9	Barkman (19)	Russell (14)	Barkman (5)	Gower (49)
9/19	* Nebraska (1)	H	L	27-30, 16-30, 23-30	NR	38	.007	35	1	53	4	Russell (8)	Russell (20)	mb/jr (3)	Gower (29)
9/22	* at Baylor (RV)	A	W	30-25, 27-30, 30-26, 31-29	NR	68	.278	65	9	71	12	Villwock (18)	Villwock (14)	Barkman (10)	Gower (53)
9/26	* Texas Tech (RV)	H	W	30-24, 30-17, 30-22	NR	56	.322	52	4	42	9	Russell (13)	Russell (10)	Gerlach (5)	Gower (40)
9/29	* at Kansas	A	L	24-30, 27-30, 30-21, 25-30	NR	66	.247	53	4	46	12	Gerlach (18)	Russell (12)	Gerlach (7)	Gower (49)
10/3	* at Texas A&M (16)	A	W	23-30, 24-30, 30-28, 30-24, 15-10	NR	83	.260	78	3	79	14	Villwock (19)	Russell (24)	Barkman (6)	Gower (67)
10/5	Denver	H	W	30-21, 30-16, 30-28	NR	52	.294	47	10	39	13	Villwock (17)	Villwock (8)	mb/sf (5)	Gower (24)
10/6	* Kansas State (25)	H	W	30-20, 27-30, 30-28, 31-29	NR	80	.232	79	4	88	13	Russell (22)	Villwock (22)	Gower (6)	Gower (66)
10/10	* Texas (RV)	H	W	30-17, 32-30, 33-31	23	60	.279	54	8	64	12	Gerlach (19)	Taskey (13)	Gerlach (7)	Gower (47)
10/13	* Iowa State	H	W	30-12, 30-11, 30-26	23	50	.312	48	5	66	7	Villwock (16)	Gerlach (13)	mb/sv (3)	Gower (31)
10/15	at Colorado State (8)	A	L	23-30, 23-30, 18-30	20	45	.171	43	0	44	9	Villwock (13)	Gower (13)	Barkman (4)	Gower (37)
10/17	* at Missouri (RV)	A	L	26-30, 30-18, 23-30, 22-30	20	61	.235	58	3	50	12	Taskey (16)	Taskey (15)	Barkman (9)	Gower (44)
10/24	* Texas A&M (14)	H	L	19-30, 23-30, 24-30	24	46	.121	43	3	45	7	Gerlach (11)	Barkman (11)	Barkman (4)	Gower (33)
10/27	* at Iowa State	A	W	30-20, 30-22, 30-23	24	53	.247	49	2	67	4	Taskey (13)	Barnes (16)	mg/eg (2)	Gower (28)
10/28	* at Oklahoma	A	W	30-21, 30-22, 30-23	24	51	.291	48	6	40	11	Russell (13)	Taskey (9)	Roberge (5)	Gower (23)
10/31	* Baylor (RV)	H	W	23-30, 27-30, 30-22, 30-26, 15-13	22	81	.279	76	4	81	13	Gerlach (25)	Russell (25)	Barkman (6)	Gower (63)
11/3	* at Texas Tech (RV)	A	W	30-26, 24-30, 30-25, 30-28	22	68	.219	66	0	57	19	Gerlach (22)	Barnes (11)	Barkman (12)	Gower (60)
11/7	* Missouri (RV)	H	W	30-27, 30-24, 30-26	21	56	.238	51	0	70	12	Russell (16)	Russell (16)	Barkman (7)	Gower (43)
11/10	* at Kansas State (25)	A	L	30-27, 25-30, 26-30, 18-30	21	64	.159	46	4	82	14	mg/sr (15)	Russell (25)	Barkman (7)	Gower (40)
11/14	* at Texas (RV)	A	L	30-32, 24-30, 25-30	25	45	.168	43	3	58	6	Barkman (15)	Russell (21)	Gerlach (4)	Gower (23)
11/17	* Oklahoma	H	W	30-22, 30-25, 30-26	25	54	.213	53	5	61	12	Villwock (10)	Barkman (13)	Barkman (7)	Gower (24)
11/21	* at Nebraska (2)	A	L	23-30, 17-30, 24-30	NR	44	.121	41	1	44	4	Villwock (13)	mb/ab/sv (8)	sf/mb/jr/sv (2)	Gower (36)
11/24	* Kansas	H	W	30-25, 30-27, 30-23	NR	58	.299	56	2	68	13	Russell (16)	Villwock (18)	Barkman (10)	Gower (36)
11/30	& American	N	W	30-25, 30-22, 30-22	NR	55	.406	50	1	39	9	Barkman (18)	Villwock (15)	Roberge (5)	Gower (42)
12/1	& at Colorado State (9)	A	L	30-28, 17-30, 21-30, 33-31, 14-16	NR	73	.220	69	2	56	8	Gerlach (23)	Villwock (18)	Barkman (4)	Gower (57)

* - Big 12 Conference Match; # - Colorado PowerBar Invitational, Boulder, Colo.; \$ - BYU/Mizuno Invitational, Provo, Utah; & - NCAA First- and Second-Rounds, Fort Collins, Colo.

Team Statistics

Player	MP-MS	GP	K	E	TA	Pct.	Ast.	SA	SE	RE	Dig	BS	BA	TB	BE	BHE	Pts.
Villwock	30-21	93	252	149	710	0.145	54	14	35	39	236	10	36	46	3	3	294.0
Barkman	30-29	107	346	85	725	0.360	22	5	13	1	172	19	132	151	4	6	436.0
Pilkington	6-0	7	0	1	1	-1.000	0	0	1	0	5	0	0	0	0	0	0.0
Barnes	28-16	83	26	13	85	0.153	119	8	15	3	170	0	10	10	0	3	39.0
Roberge	30-4	100	111	58	313	0.169	37	0	0	2	38	9	78	87	4	3	159.0
Taskey	27-12	82	134	74	403	0.149	39	15	16	43	165	0	16	16	1	1	157.0
Fredrickson	23-0	36	37	20	90	0.189	2	5	3	0	18	2	25	27	0	0	56.5
Russell	27-27	98	320	192	878	0.146	82	14	26	47	352	4	42	46	6	3	359.0
Gower	30-30	109	214	56	523	0.302	1312	23	22	0	243	3	64	67	5	25	272.0
Vesanovic	21-10	57	0	0	0	.000	16	6	7	4	83	0	0	0	0	0	6.0
Donahue	25-0	56	0	0	4	.000	4	6	6	0	56	0	0	0	0	0	5.0
Dudoit	10-0	13	3	3	17	.000	4	0	1	2	1	0	5	5	1	0	5.5
Gerlach	30-30	107	387	111	803	0.344	20	20	27	5	212	15	76	91	10	3	460.0
TOTALS		109	1830	762	4552	0.235	1711	116	172	153	1751	62	484	304	34	47	2055.5

Team Roster

No.	Name	Pos.	Ht.	Cl.-Exp.	Hometown (High School / College)
1	Sara Villwock	LS	6-1	So. - 1L	Fort Collins, Colo. (Rocky Mountain)
2	Meghan Barkman	MB	6-2	Jr. - 2L	Glen Ellyn, Ill. (Glenbard South)
3	Haley Pilkington	S/DS	5-5	Fr. - HS	Fort Collins, Colo. (Fort Collins)
5	Allison Barnes	S/RS	6-0	Fr. - HS	Arlington, Texas (James Martin)
6	Josee Roberge	RS	6-3	Sr. - 3L	St.-Georges, Quebec (Polyvalente)
7	Kim Taskey	LS	5-11	Jr. - 2L	Portage, Mich. (Portage Northern)
8	Sara Fredrickson	MB	6-0	Jr. - 1L	Pagosa Springs, Colo. (P. Springs/UCSB)
10	Sonja Russell	LS	5-10	Sr. - 3L	Poway, Calif. (Poway)
11	Elizabeth Gower	S	6-0	Jr. - 2L	Naperville, Ill. (Naperville Central)
12	Monica Vesanovic	DS	5-5	So. - 1L	Los Altos, Calif. (St. Francis)
13	Brooke Donahue	DS	5-8	Fr. - HS	Manhattan Beach, Calif. (Mira Costa)
14	Pi'ikea Dudoit	LS	5-11	Fr. - HS	Honolulu, Hawaii (Kamehameha)
15	Monique Gerlach	MB	5-11	So. - 1L	Monarch Beach, Calif. (S. Margarita Cath.)

HEAD COACH: Pi'i Aiu (Colorado '89)

ASSISTANT COACHES: Jill Thomason (Wyoming '95), Ricci Luyties (UCLA '85)

2001 Milestones

- ✓ **Nov. 11**—Junior Elizabeth Gower once again recorded a triple double in impressive fashion, with her 40 assists, 14 kills, and 13 digs performance at Kansas State, Gower continues to add to her already outstanding CU record of eight career triple doubles, and her second of the 2001 campaign.
- ✓ **Nov. 24**—With 10 blocks in the regular-season finale, junior Meghan Barkman surpassed Allison Koepke (441, 1994-97) in career blocks. Meghan would add eight more in the NCAA Tournament and enter her senior season with a total of 450 career blocks.
- ✓ **Season**—The Buffs finished off their 15th anniversary season with its 13th consecutive postseason appearance. The Buffs are one of just 10 teams to make each of the last 11 tournaments in the NCAA and only Nebraska has a longer streak from the Big 12.
- ✓ **Season**—Although CU finished the season with a heart-breaking loss to intrastate rival Colorado State, the Buffs managed to earn recognition from coaches around the nation and emerge in the final polls at the No. 23 spot. It marks the fourth time in five years the Buffs have finished in the final rankings under the coaching of Pi'i Aiu.
- ✓ **Season**—Sophomore Monique Gerlach set a new CU record for most kills by a middle blocker in a season (387), breaking an eight-year-old mark set by Janine Zumerchik (383).
- ✓ **Season**—The combination of Meghan and Monique has proven to be the best middle blocker duo in school history. The two combined have the best average for kills per game, blocks per game, attack percentage, and assists per game by any two middle blockers in CU history.
- ✓ **Awards**—Three Buffaloes were named to the All-Big 12 teams. Juniors Elizabeth Gower and Meghan Barkman were selected to the All-Big 12 first team, for Gower it was her second straight selection to the first team, and Barkman's first time following her honorable mention selection in 2000. Sophomore Monique Gerlach was also selected to the All-Big 12 honorable mention squad.

HISTORY



2002

(15-15 • 9-11 Big 12 (7th) • 8-6 Home • 5-7 Away • 2-7 Neutral)

Date	Opponent (Rank)	Rank	Rec.	W/L	Score	Score-by-Game	Team Statistical Totals					Individual Statistical Leaders				
							K	Att%	Ast	SA	Dig	TB	Kills	Digs	Blocks	Assists
8/30	#UCLA (11)	21	0-1	L	1-3	15-30, 28-30, 30-26, 27-30	45	.114	42	6	57	4	Gerlach(9)	Taskey(14)	Gerlach(2)	Gower(35)
8/31	#Ohio State (9)	21	0-2	L	2-3	30-32, 21-30, 30-26, 30-21, 11-15	56	.214	52	6	67	13	Taskey(15)	Taskey(17)	Barkman(7)	Gower(41)
9/1	#Hawaii(4)	21	0-3	L	0-3	18-30, 21-30, 22-30	41	.141	41	1	51	3	Gerlach(12)	Gerlach(12)	Griffin(2)	Gower(32)
9/6	\$Saint Louis	RV	1-3	W	3-0	30-18, 30-26, 30-23	52	.352	52	8	44	2	Barkman(15)	Barkman(15)	Barkman(2)	Gower(40)
9/7	\$Notre Dame	RV	2-3	W	3-0	30-25, 30-24, 30-26	41	.180	39	3	33	4	Gerlach(13)	Gerlach(13)	Gerlach(4)	Gower(32)
9/7	\$Loyola Marymount	RV	2-4	L	0-3	22-30, 27-30, 18-30	46	.154	36	4	39	2	Gower(12)	Gower(12)	Carr(2)	Gower(21)
9/10	CSU (17)	RV	3-4	W	3-1	17-30, 30-23, 30-27, 30-26	48	.116	41	5	53	15	Barkman(12)	Barkman(12)	Gerlach(7)	Gower(37)
9/13	#BOWLING GREEN	RV	4-4	W	3-0	30-16, 31-29, 30-24	52	.324	45	5	21	5	Gerlach(11)	Gerlach(11)	Barkman(3)	Gower(24)
9/13	#TEXAS-ARLINGTON	RV	5-4	W	3-1	30-20, 30-28, 28-30, 30-16	76	.267	68	6	85	11	Carr(20)	Carr(24)	Barkman(6)	Gower(56)
9/14	MAINE	RV	6-4	W	3-0	30-15, 30-15, 30-17	50	.478	45	8	29	7	Griffin(8)	Fredrickson(4)	Griffin(5)	Barnes(27)
9/18	*Baylor	RV	7-4	W	3-1	27-30, 30-28, 30-18, 30-27	69	.350	66	8	46	10	Gerlach(27)	Taskey(10)	Barkman(4)	Gower(59)
9/21	*TEXAS A&M (17)	RV	8-4	W	3-2	23-30, 30-22, 30-28, 28-30, 15-11	75	.214	70	10	58	12	Gerlach(19)	Taskey(15)	Gerlach(6)	Gower(56)
9/25	*KANSAS	23	8-5	L	2-3	30-19, 21-30, 31-29, 28-30, 13-15	64	.156	64	4	55	17	Gerlach(18)	Gower(12)	Barkman(8)	Gower(47)
9/28	*MISSOURI	23	8-6	L	2-3	30-25, 30-23, 27-30, 17-30, 11-15	69	.134	6	6	60	13	Taskey(19)	Taskey(11)	Barkman(8)	Gower(43)
10/2	*at Nebraska (5)	RV	8-7	L	0-3	23-30, 24-30, 16-30	44	.092	42	3	38	4	Gerlach(12)	Gower(9)	Gerlach(3)	Gower(36)
10/5	*OKLAHOMA	RV	9-7	W	3-1	30-16, 30-25, 28-30, 30-17	81	.292	72	5	65	12	Taskey(18)	Gower(12)	Barkman(7)	Barnes(48)
10/12	*Kansas State	NR	9-8	L	1-3	23-30, 24-30, 30-17, 23-30	69	.206	64	3	84	1	Gerlach(17)	Taskey(22)	Barkman(3)	Barnes(41)
10/16	*TEXAS (25)	NR	9-9	L	0-3	28-30, 28-30, 24-30	46	.077	44	3	44	10	Barkman(14)	Taskey(11)	Barkman(7)	Gower(28)
10/19	*Texas Tech	NR	10-9	W	3-1	31-33, 36-34, 31-29, 30-2	79	.275	67	1	68	15	Gerlach(23)	Taskey(23)	Santillana(7)	Gower(55)
10/23	*Iowa State	NR	11-9	W	3-1	28-30, 30-21, 31-29, 30-20	68	.189	62	7	71	7	Gerlach(17)	Taskey(14)	Gerlach(3)	Gower(43)
10/26	*KANSAS STATE	NR	11-10	L	0-3	22-30, 19-30, 31-33	48	.136	47	4	52	1	Barkman(9)	Taskey(15)	Gerlach(3)	Gower(29)
10/30	*NEBRASKA (4)	NR	11-11	L	0-3	23-30, 20-30, 26-30	44	.056	41	1	52	5	Barkman(12)	Barkman(14)	Barkman(3)	Gower(33)
10/12	*Texas A&M	NR	11-12	L	2-3	24-30, 30-28, 25-30, 30-19, 5-15	68	.228	64	8	75	11	Gerlach(21)	Carr(18)	Barkman(7)	Gower(49)
11/6	*Texas	NR	12-12	W	3-1	30-20, 20-30, 37-35, 30-20	78	.321	67	3	57	9	Gerlach(22)	Taskey(17)	Barkman(5)	Gower(51)
11/9	*IOWA STATE	NR	13-12	W	3-0	30-21, 30-20, 30-19	47	.244	46	7	57	6	Gerlach(12)	Barkman(13)	Barkman(3)	Gower(37)
11/13	*Missouri (24)	NR	13-13	L	1-3	30-25, 18-30, 23-30, 16-30	57	.266	50	2	43	9	Barkman(15)	Gower(12)	Gerlach(6)	Gower(37)
11/20	*TEXAS TECH	NR	13-14	L	0-3	26-30, 24-30, 29-31	39	.111	37	7	48	11	Gerlach(9)	Barkman(15)	Barkman(3)	Gower(29)
11/23	*Oklahoma	NR	14-14	W	3-0	30-27, 31-29, 30-25	54	.252	47	5	52	6	Gerlach(11)	Taskey(11)	Santillana(2)	Gower(35)
11/27	*BAYLOR	NR	15-14	W	3-0	30-22, 30-25, 30-26	46	.217	43	7	45	10	Barkman(13)	Barnes(9)	Gerlach(4)	Gower(37)
11/30	*Kansas	NR	15-15	L	1-3	30-22, 17-30, 22-30, 33-35	62	.259	56	4	55	12	Barkman(13)	Carr(10)	Barkman(6)	Gower(48)

*Big 12 Conference Match; #-Hawaiian Airlines Wahine Classic, Honolulu, Hawaii; \$-LMU Volleyball Classic, Los Angeles, Calif.; Colorado Powerbar Invitational, Boulder, Colo.

Team Statistics

Player	MP-MS	GP	K	E	TA	Pct.	Ast.	SA	SE	RE	Dig	BS	BA	TB	BE	BHE
Hays	22-11	54	68	38	192	.156	13	6	18	1	13	2	19	21	2	4
Barkman	30-29	107	305	116	751	.252	24	21	26	1	184	12	103	115	7	2
Santillana	28-14	83	177	86	444	.205	19	1	3	4	53	12	53	65	8	7
Masumiya	30-9	51	2	0	21	.000	1	1	6	4	19	0	0	0	0	0
Barnes	20-7	111	20	6	38	.368	230	30	18	11	184	0	8	8	1	5
Taskey	30-29	108	236	127	685	.159	62	22	24	59	320	4	34	38	4	1
Fredrickson	23-9	61	105	68	326	.113	20	11	8	20	94	8	19	27	3	0
Griffin	16-1	29	34	16	79	.228	5	1	3	0	4	1	11	12	0	0
Carr	30-22	97	177	131	522	0.88	45	4	7	20	259	5	19	24	2	1
Gower	30-30	109	176	61	490	.235	1115	118	15	3	240	7	49	56	5	13
Vesanovic	29-4	97	2	0	2	1.000	12	8	14	16	83	1	1	2	0	1
Gerlach	30-30	111	419	128	879	.331	29	29	34	3	167	11	81	92	15	2
TOTALS	30	111	1721	777	4410	.214	1575	152	176	157	1620	63	397	267.5	47	36

Team Roster

No.	Name	Pos.	Ht.	Cl.-Exp.	Hometown (High School / College)
1	Drew Hays	LS	6-0	Fr. - HS	Amarillo, Texas (Amarillo)
2	Meghan Barkman	MB	6-2	Sr. - 3L	Glen Ellyn, Ill. (Glenbard South)
4	Maragda Santillana	RS	6-4	Fr. - HS	Barcelona, Spain (J. Blume)
5	Allison Barnes	S	6-0	So. - 1L	Arlington, Texas (James Martin)
6	Kelly Masumiya	DS	5-3	Fr. - HS	Highlands Ranch, Colo. (Smoky Hill)
7	Kim Taskey	LS	5-11	Sr. - 3L	Portage, Mich. (Portage Northern)
8	Sara Fredrickson	MB	6-0	Sr. - 2L	Pagosa Springs, Cob. (Pagosa Springs)
9	Allie Griffin	MB	6-0	Fr. - HS	San Diego, Calif. (Santa Fe Christian)
10	Nicole Carr	LS	6-0	Fr. - HS	Wauwatosa, Wis. (Wauwatosa East)
11	Elizabeth Gower	S	6-0	Sr. - 3L	Naperville, Ill. (Naperville Central)
12	Monica Vesanovic	DS	5-5	Jr. - 2L	Los Altos, Calif. (St. Francis)
15	Monique Gerlach	MB	5-11	Jr. - 2L	Monarch Beach, Calif. (Santa)

HEAD COACH: Pi'i Aiu (Colorado '89)

ASSISTANT COACHES: Jil Thomason (Wyoming '95), Ricci Luyties (UCLA '85)

2002 Milestones

- ✓ **Sept. 7**—With a three-game victory over Loyola Marymount, head coach Pi'i Aiu became the second volleyball coach in Colorado history to record 100 career wins.
- ✓ **Sept. 14**—With a three-game win over the Maine BlackBears the CU spikers captures their second straight PowerBar Invitational and their ninth title overall. Colorado cruised past Bowling Green, Texas-Arlington, and Maine respectively, losing only one game in the entire tournament.
- ✓ **Nov. 11**—Junior middle blocker Monique Gerlach became the fourth Buffalo in CU volleyball history to reach the 1,000-career kill mark by the end of her junior season. Gerlach ties with Sarah Lodge as the fastest to reach the milestone, as both did so in their 77th match in a CU uniform.
- ✓ **Season**—Colorado finished the 2002 season with a 15-15 record continuing the trend of over .500 seasons, this season marks the 15th consecutive that CU has had a .500 winning percentage or better.
- ✓ **Awards**—Monique Gerlach earned the top honors of the team as she was selected to the first-team All-Region squad, just the third Buff to gain that honor, and was also selected as first-team All-Big 12.
- ✓ **Career**—Senior Meghan Barkman left Colorado the all-time blocks leader. After capturing the record at the end of her junior season, Barkman continued turning away opposition attacks in her senior campaign finishing her career with a total of 564 blocks; 123 more than any player in school history and 304 more than any active player.

HISTORY

2003



(21-10 • 13-7 Big 12 (1-3rd) • 10-2 Home • 7-6 Away • 4-2 Neutral)

-----Team Statistical Totals----- Individual Statistical Leaders-----

Date	Opponent (Rank)	Rank	W/L	Rec	Score	Score-by-Game	K	Att%	Ast	SA	Dig	TB	Kills	Digs	Blocks	Assists
8/29	vs. SE Missouri State	---	W	1-0	3-0	31-29, 30-16, 30-21	55	.283	46	4	60	9	N.C./M.G. (14)	Santillana (15)	Zimmerman (5)	Ash. Nu'u (28)
8/29	vs. Penn State (11)	---	L	1-1	1-3	30-26, 22-30, 27-30, 25-30	61	.162	58	9	63	6	Carr (17)	Carr (15)	Ash. Nu'u (3)	Ash. Nu'u (39)
8/30	vs. Rhode Island	---	W	2-1	3-0	30-15, 30-24, 32-30	60	.400	57	10	52	4	Santillana (16)	Carr (14)	Zimmerman (3)	Barnes (48)
8/31	at Maine	---	W	3-1	3-0	30-22, 30-24, 30-28	58	.255	53	2	66	7.5	Gerlach (19)	Carr (18)	Bossow (4)	Barnes (43)
9/5	#vs. Central Florida	---	W	4-1	3-0	30-22, 30-26, 30-23	45	.214	40	4	48	9	Carr (12)	Zimmerman (11)	Gerlach (5)	Barnes (31)
9/6	#vs. Illinois State	---	W	5-1	3-2	29-31, 30-16, 27-30, 30-19, 15-7	80	.304	73	10	62	12.5	N.C./M.S. (19)	Carr (16)	Griffin (7)	Barnes (58)
9/6	#at Denver	---	W	6-1	3-0	30-23, 30-25, 30-25	55	.298	46	4	53	14.5	N.C./M.G. (13)	M.S./M.G. (13)	Gerlach (9)	Barnes (42)
9/9	at Colorado State (RV)	---	L	6-2	1-3	30-25, 20-30, 22-30, 20-30	53	.100	43	4	43	14	Gerlach (15)	Griffin (11)	Griffin (7)	Barnes (28)
9/12	^OREGON	---	W	7-2	3-0	30-22, 30-23, 30-23	48	.323	48	7	37	5	Gerlach (12)	Carr (13)	Griffin (4)	Barnes (38)
9/14	^VILLANOVA	---	W	8-2	3-0	30-20, 30-20, 30-25	57	.274	56	7	58	7	Griffin (14)	Carr (15)	A.G./N.C. (3)	Barnes (48)
9/17	*TEXAS TECH	---	W	9-2/1-0	3-1	30-22, 28-30, 30-20, 30-22	76	.250	67	5	55	11	Zimmerman (19)	Gerlach (11)	Zimmerman (5)	Barnes (60)
9/20	*at Kansas	---	L	9-3/1-1	0-3	24-30, 28-30, 25-30	48	.221	42	3	36	3	Griffin (16)	Carr (9)	Gerlach (2)	Barnes (25)
9/24	*at Texas A&M (25)	---	L	9-4/1-2	2-3	30-24, 28-30, 28-30, 30-26, 13-15	88	.290	76	3	94	6	Griffin (27)	Carr (20)	Gerlach (4)	Barnes (63)
9/27	*IOWA STATE	---	W	10-4/2-2	3-1	30-22, 30-21, 32-34, 30-19	67	.160	60	4	69	10	Griffin (21)	Gerlach (15)	Zimmerman (7)	Barnes (31)
10/1	*at Nebraska (7)	---	L	10-5/2-3	0-3	22-30, 24-30, 16-30	37	.107	33	0	52	2	Griffin (8)	Griffin (12)	Gerlach (2)	Ash. Nu'u (17)
10/4	*TEXAS	---	W	11-5/3-3	3-0	32-30, 30-28, 30-26	63	.261	56	11	41	4	Carr (16)	Barnes (11)	A.Z./A.G. (3)	Barnes (51)
10/11	*at Baylor	---	W	12-5/4-3	3-0	30-21, 30-25, 30-25	55	.300	52	9	60	9.5	Santillana (15)	Gerlach (13)	Gerlach (7)	Barnes (38)
10/15	*OKLAHOMA	---	W	13-5/5-3	3-0	30-22, 30-24, 30-19	60	.336	56	6	38	2	Santillana (16)	Carr (10)	MS/MG/AshN (1)	Barnes (35)
10/18	*at Kansas State (8)	---	L	13-6/5-4	0-3	25-30, 21-30, 17-30	34	.140	31	3	26	6	Santillana (10)	Barnes (6)	Gerlach (4)	Barnes (30)
10/22	*at Missouri (24)	---	L	13-7/5-5	0-3	29-31, 27-30, 25-30	50	.184	47	8	50	5	Griffin (14)	Carr (12)	M.S./A.G. (2)	Barnes (24)
10/24	*KANSAS	---	W	14-7/6-5	3-2	31-29, 26-30, 30-26, 20-30, 15-13	66	.130	61	6	69	9	Santillana (24)	Carr (19)	Griffin (5)	Barnes (48)
10/29	*at Iowa State	---	W	15-7/7-5	3-2	29-31, 30-18, 18-30, 30-27, 15-10	68	.238	66	3	74	13	Santillana (20)	Carr (13)	Zimmerman (7)	Barnes (42)
11/1	*KANSAS STATE (11)	---	L	15-8/7-6	1-3	24-30, 30-20, 26-30, 22-30	56	.133	56	7	61	15	M.S./A.G. (16)	A.B./A.Z. (11)	AZ/AG/MG (5)	Barnes (33)
11/5	*BAYLOR	---	W	16-8/8-6	3-0	30-22, 30-23, 30-15	52	.288	49	8	47	9	Carr (14)	Carr (11)	AG/NC/MG (3)	Ash. Nu'u (21)
11/8	*at Texas Tech	---	W	17-8/9-6	3-0	30-17, 30-23, 30-25	53	.310	51	3	57	14.5	Carr (12)	Carr (21)	Ash. Nu'u (7)	Barnes (28)
11/12	*TEXAS A&M (18)	---	W	18-8/10-6	3-2	30-25, 23-30, 31-29, 17-30, 15-12	69	.196	67	3	72	16	Santillana (20)	Carr (20)	M.S./AshN (5)	Ash. Nu'u (39)
11/19	*at Texas	RV	W	19-8/11-6	3-0	32-30, 30-24, 32-30	60	.366	49	5	36	9	Santillana (16)	A.Z./A.G. (6)	Ash. Nu'u (6)	Barnes (22)
11/22	*MISSOURI	RV	W	20-8/12-6	3-2	30-22, 21-30, 30-21, 17-30, 16-14	78	.223	76	4	77	11	Carr (19)	Carr (24)	Griffin (5)	Barnes (39)
11/26	*NEBRASKA (10)	RV	L	20-9/12-7	1-3	31-33, 30-15, 18-30, 26-30	58	.096	54	4	60	6	Carr (15)	Gerlach (12)	Ash. Nu'u (3)	Barnes (28)
11/28	*Oklahoma	RV	W	21-9/13-7	3-0	30-28, 30-28, 30-22	53	.364	50	5	50	11	Gerlach (13)	Carr (11)	Ash. Nu'u (5)	Barnes (24)
12/5	@vs. Michigan	RV	L	21-10	0-3	22-30, 22-30, 11-30	31	.020	25	2	35	5	Santillana (10)	Santillana (9)	M.S./AshN (2)	Ash. Nu'u (9)

*Big 12 Conference Match; !-Maine Sea-Sun Invitational, Orono, Maine; #-Denver University Invitational, Denver, Colo.; ^-Colorado Invitational, Boulder, Colo.; @-NCAA First Round, Berkeley, Calif.

Team Statistics

Player	MP-MS	GP	K	E	TA	Pct	Ast.	SA	SE	RE	Dig	BS	BA	TB	BE	BHE	Pts
Gerlach	31-31	111	376	120	799	.320	30	31	45	24	254	16	77	93	14	4	461.5
Ash. Nu'u	22-2	60	56	14	135	.311	369	1	2	0	56	18	30	48	4	7	90.0
Barnes	31-29	101	73	22	164	.311	1042	33	12	2	203	1	22	23	6	9	118.0
Zimmerman	31-31	110	195	70	468	.267	48	20	47	28	217	8	75	83	9	2	260.5
Griffin	31-31	111	343	170	834	.207	61	5	13	2	172	14	72	86	9	1	398.0
Santillana	30-25	95	324	167	778	.202	14	19	16	18	165	24	29	53	7	1	381.5
Carr	31-30	111	331	174	889	.177	46	25	15	25	388	9	29	38	3	2	379.5
Amb. Nu'u	26-7	88	81	47	235	.145	27	6	11	39	175	0	3	3	0	0	88.5
Bossow	14-0	23	15	13	52	.038	0	0	3	0	4	1	12	13	1	0	22.0
Masumiya	21-0	37	0	0	1	.000	5	5	5	2	26	0	0	0	0	0	5.0
Morgado	1-0	1	0	0	0	.000	0	0	0	0	1	0	0	0	0	0	0.0
Vesanic	30-0	94	0	1	3	-.333	2	19	22	0	50	0	0	0	0	0	19.0
TEAM											12						
TOTALS	31	111	1794	798	4358	.229	1644	164	191	162	1711	91	349	265.5	54	26	2223.5
Opponent	31	111	1568	750	4301	.190	1395	162	210	164	1452	83	536	351.0	48	18	2082.0

Team Roster

No.	Name	Pos.	Ht.	Cl.	Exp.	Hometown (High School / College)
1	Lynsey Mann	MB	6-3	So.	TR	Highlands Ranch, Colo. (Fountain-Ft. Carson/Western State)
2	Ashley Nu'u	S	5-10	Fr.	HS	Aurora, Colo. (Smoky Hill)
3	Amber Nu'u	OH	5-11	Fr.	HS	Aurora, Colo. (Smoky Hill)
4	Maragda Santillana	OH	6-4	So.	1L	Barcelona, Spain (Ses Joaquin Blume)
5	Allison Barnes	S	6-0	Jr.	2L	Arlington, Texas (James Martin)
6	Kelly Masumiya	DS/L	5-3	So.	1L	Highlands Ranch, Colo. (Smoky Hill)
7	Austin Zimmerman	OH/MB	6-0	Fr.	HS	Cheney, Wash. (Lewis and Clark)
9	Allie Griffin	MB	6-0	So.	1L	Baton Rouge, La. (Santa Fe Christian, San Diego, Calif.)
10	Nicole Carr	OH	6-0	So.	1L	Wauwatosa, Wis. (Wauwatosa East)
11	Lara Bossow	OH	6-0	Fr.	HS	Vail, Colo. (Vail Mountain School)
12	Monica Vesanic	DS/L	5-5	Sr.	3L	Los Altos, Calif. (St. Francis)
13	Krislen Morgado	DS/L	5-6	So.	HS	Pearl City, Hawaii (Punahou)
15	Monique Gerlach	MB	5-11	Sr.	3L	Monarch Beach, Calif. (Santa Margarita Catholic)

HEAD COACH: Pi'i Aiu (Colorado '89)

ASSISTANT COACHES: Jill Thomason (Wyoming '95), Ricci Luyties (UCLA '85)

2003 Milestones

- ✓ **Oct. 24**—In an epic five-game win over Kansas, senior middle blocker Monique Gerlach became the fifth CU player to reach 1,300 career kills and junior setter Allison Barnes became the sixth Buffalo to reach 1,000 career assists.
- ✓ **Nov. 12**—CU broke a 10-match losing streak against ranked teams with a five-game win over No. 18 Texas A&M in Boulder. In the match Monique Gerlach recorded her 1,359th kill to pass Tina Murray for fourth place on CU's all-time list.
- ✓ **Nov. 24**—Sophomore outside hitter Nicole Carr was named Big 12 Conference Volleyball Player of the Week. Carr averaged 4.25 kills, 3.62 digs and hit .301 in wins at Texas and home against Missouri. She had 19 kills and a career and team season-high 24 digs against the Tigers.
- ✓ **Season**—CU was the most improved team in the Big 12 Conference in 2003 in terms of league wins over the prior year. The Buffs were 9-11 in the Big 12 in 2002 and were picked by league coaches to repeat their seventh place showing, yet the much-improved Buffs finished four wins better at 13-7 and a tie for third place, their best finish since 1998.
- ✓ **Season**—Nicole Carr registered 388 digs in 2003, the eighth best single-season total in team history. Freshman Ashley Nu'u had 369 kill assists, the fifth-most by a first-year Buff.
- ✓ **Career**—Monique Gerlach's name is prominent in several of CU's career top 10 lists. She finished her career second in hitting percentage, fourth in kills, fifth in blocks, seventh in attacks and eighth in service aces.
- ✓ **Awards**—Monique Gerlach took home plenty of post-season honors. She was named to the All-Big 12 first team and the AVCA All-Central Region first team for the second-straight year. Gerlach also earned honorable mention to the AVCA All-America team and was named CU's Outstanding Senior Athlete of the Year. Gerlach, Allison Barnes and Nicole Carr were named to; the Academic All-Big 12 Volleyball first team while senior Monica Vesanic was named to the second team.

HISTORY



2004

(14-14 - 9-11 Big 12 (t-6th) - 10-5 Home - 3-8 Away - 1-1 Neutral)

Date	Opponent (Rank)	Rank	W/L	Rec	Score	Score-by-Game	Team Statistical Totals							Individual Statistical Leaders			
							K	Att%	Ast	SA	Dig	TB	Kills	Digs	Blocks	Assists	
9/1	DENVER	RV	W	1-0	3-1	30-15, 28-30, 30-20, 30-21	71	.402	64	4	48	11	Griffin (21)	Carr (16)	MS/LB/AG (5)	Ash. Nu'u (43)	
9/3	Ivs. Cal State-Northridge	RV	W	2-0	3-0	30-26, 30-20, 30-11	56	.410	48	8	61	5	Griffin (21)	Carr (14)	Bossow (3)	Ash. Nu'u (43)	
9/4	Iat Oregon	RV	L	2-1	0-3	24-30, 28-30, 25-30	36	.202	33	1	46	5	Griffin (11)	Carr (18)	Bossow (3)	Ash. Nu'u (32)	
9/7	COLORADO STATE (10)	—	L	2-2	0-3	28-30, 25-30, 26-30	46	.193	42	4	39	9	Santillana (20)	Carr (13)	A.Z/A.G. (4)	Ash. Nu'u (40)	
9/9	#PITTSBURGH	—	W	3-2	3-0	30-26, 30-25, 30-23	49	.267	44	7	33	8	Santillana (13)	Griffin (8)	Bossow (6)	Ash. Nu'u (38)	
9/10	#SAN DIEGO (20)	—	W	4-2	3-2	25-30, 30-32, 30-28, 30-21, 15-10	78	.306	70	5	47	14	Griffin (22)	Santillana (9)	A.Z/A.G. (7)	Ash. Nu'u (63)	
9/11	#NORTH CAROLINA	—	W	5-2	3-1	30-22, 30-32, 30-23, 30-22	76	.261	74	7	84	6	Santillana (27)	Carr (19)	Bossow (4)	Barnes (37)	
9/15	*KANSAS STATE (15)	RV	W	6-2/1-0	3-0	30-23, 30-28, 30-26	60	.297	54	2	50	15	Griffin (17)	Santillana (10)	Bossow (11)	Ash. Nu'u (41)	
9/18	*at Texas (RV)	RV	L	6-3/1-1	2-3	30-26, 30-20, 22-30, 20-30, 18-20	74	.239	69	5	58	11	Griffin (17)	Carr (16)	A.Z/A.G. (5)	Ash. Nu'u (58)	
9/22	*NEBRASKA (7)	25	L	6-4/1-2	0-3	25-30, 25-30, 23-30	42	.092	39	3	34	8	Griffin (13)	M.S/A.G. (7)	A.Z/A.G. (4)	Ash. Nu'u (32)	
9/25	*BAYLOR	25	W	7-4/2-2	3-0	30-25, 30-22, 31-29	57	.289	56	4	49	11	Santillana (21)	Viñal (13)	Zimmerman (5)	Ash. Nu'u (51)	
9/29	*at Texas Tech	25	W	8-4/3-2	3-1	30-16, 30-21, 24-30, 30-24	50	.246	42	1	55	14	M.S./A.G. (14)	Santillana (13)	Griffin (8)	Ash. Nu'u (35)	
10/2	*MISSOURI	25	L	8-5/3-3	0-3	26-30, 24-30, 31-33	50	.209	43	1	53	13	Griffin (16)	Barnes (13)	Zimmerman (6)	Ash. Nu'u (38)	
10/5	*at Iowa State	RV	W	9-5/4-3	3-0	30-28, 30-25, 30-20	52	.267	46	2	62	6	Santillana (17)	Griffin (18)	Griffin (4)	Ash. Nu'u (44)	
10/9	*KANSAS (RV)	RV	W	10-5/5-3	3-0	30-23, 30-22, 30-21	54	.293	47	4	41	14	M.S./A.Z. (13)	A.G./K.M. (8)	Zimmerman (6)	Ash. Nu'u (39)	
10/16	*at Oklahoma	RV	L	10-6/5-4	2-3	24-30, 30-16, 30-22, 20-30, 11-15	68	.199	63	9	74	9	Griffin (25)	A.Z/A.G. (13)	Bossow (6)	Ash. Nu'u (51)	
10/20	*TEXAS A&M (16)	—	L	10-7/5-5	1-3	30-25, 28-30, 26-30, 21-30	69	.190	64	2	77	12	Santillana (19)	Zimmerman (15)	A.G./L.B. (6)	Ash. Nu'u (47)	
10/23	*at Missouri (RV)	—	L	10-8/5-6	0-3	21-30, 24-30, 24-30	44	.213	42	4	37	1	Santillana (13)	A.Z/A.G. (8)	Santillana (1)	Ash. Nu'u (31)	
10/27	*at Nebraska (4)	—	L	10-9/5-7	0-3	29-31, 12-30, 23-30	36	.110	36	3	40	3	Griffin (12)	Carr (10)	Santillana (2)	Ash. Nu'u (28)	
10/30	*TEXAS TECH	—	W	11-9/6-7	3-1	30-19, 32-30, 28-30, 30-28	69	.252	61	1	63	13	Griffin (25)	Viñal (15)	Zimmerman (7)	Ash. Nu'u (55)	
11/3	*TEXAS (10)	—	L	11-10/6-8	1-3	19-30, 31-29, 17-30, 19-30	48	.123	44	2	49	10	Griffin (12)	Griffin (11)	Bossow (7)	Ash. Nu'u (37)	
11/7	*at Texas A&M (14)	—	L	11-11/6-9	0-3	24-30, 23-30, 22-30	45	.178	42	2	44	2	Griffin (14)	Carr (13)	NC/LB/AS (1)	Ash. Nu'u (33)	
11/10	*at Kansas State (20)	—	L	11-12/6-10	1-3	21-30, 11-30, 30-27, 19-30	53	.142	47	4	53	3	Amb. Nu'u (16)	Carr (14)	Griffin (3)	Ash. Nu'u (40)	
11/13	*OKLAHOMA	—	W	12-12/7-10	3-0	30-24, 30-13, 30-24	56	.349	52	3	46	12.5	Amb. Nu'u (17)	A.G./N.C. (9)	Griffin (6)	Ash. Nu'u (42)	
11/17	*at Baylor	—	W	13-12/8-10	3-0	30-25, 30-22, 30-25	44	.228	42	4	42	11.5	Griffin (14)	Amb. Nu'u (9)	Zimmerman (6)	Ash. Nu'u (40)	
11/24	*IOWA STATE	—	W	14-12/9-10	3-0	30-16, 30-26, 30-16	59	.405	53	1	49	9.5	Griffin (17)	Zimmerman (12)	Zimmerman (8)	Ash. Nu'u (47)	
11/27	*at Kansas	—	L	14-13/9-11	1-3	22-30, 31-29, 29-31, 19-30	67	.171	62	4	64	3	Griffin (17)	Zimmerman (16)	5 with 1	Barnes (42)	
12/2	*vs. Hawai'i (2)	—	L	14-14	1-3	30-24, 22-30, 20-30, 24-30	67	.189	60	4	46	11	LB/NC/AG (14)	Zimmerman (15)	Bossow (6)	Ash. Nu'u (51)	

*Big 12 Conference Match; I-Oregon Classic, Eugene, Ore.; #-Colorado Invitational, Boulder, Colo.; \$-NCAA First Round, Fort Collins, Colo.

Team Statistics

Player	MP-MS	GP	K	E	TA	Pct	Ast.	SA	SE	RE	Dig	BS	BA	TB	BE	BHE	Pts
Barnes	26-2	82	6	0	10	.600	118	7	7	7	137	0	1	1	0	0	13.5
Masumiya	24-0	63	1	0	2	.500	7	5	23	10	73	0	0	0	0	1	6.0
Mann	9-0	12	10	3	18	.389	0	0	0	0	3	2	6	8	0	1	15.0
Ash. Nu'u	28-28	94	119	36	240	.346	1146	14	28	2	114	8	55	63	12	8	168.5
Zimmerman	28-28	98	198	63	455	.297	20	14	28	19	186	8	90	98	5	1	265.0
Bossow	28-26	98	163	55	385	.281	6	12	25	1	51	8	96	104	5	2	231.0
Santillana	19-19	66	275	96	650	.275	17	0	0	25	128	13	25	38	4	0	300.5
Griffin	28-28	99	420	180	934	.257	58	18	76	3	231	6	85	91	9	4	486.5
Amb. Nu'u	25-10	55	122	59	323	.195	18	7	16	16	97	3	9	12	2	2	136.5
Carr	28-27	95	237	157	732	.109	39	14	13	31	239	6	21	27	3	0	267.5
Sutherland	11-0	19	25	19	70	.086	0	0	1	3	16	0	5	5	0	0	27.5
Viñal	26-0	70	0	0	0	.000	10	10	14	14	137	0	0	0	0	0	10.0
Morgado	6	0	0	0	0	0	0	0	0	0	2	0	0	0	0	0	0.0
TEAM											7						
Totals	28	99	1576	668	3819	.238	1439	101	231	138	1444	54	393	250.5	40	19	1927.5
Opponent	28	99	1473	641	3862	.215	1337	138	236	101	1300	73	500	323.0	53	23	1934.0

Team Roster

No.	Name	Pos.	Ht.	Cl.	Exp.	Hometown (High School / College)
1	Lynsey Mann	MB	6-3	Jr.	TR	Highlands Ranch, Colo. (Fountain-Ft. Carson/Western St)
2	Ashley Nu'u	S	5-10	So.	1L	Aurora, Colo. (Smoky Hill)
3	Amber Nu'u	OH	5-11	So.	1L	Aurora, Colo. (Smoky Hill)
4	Maragda Santillana	OH	6-4	Jr.	2L	Barcelona, Spain (J. Blume)
5	Allison Barnes	S	6-0	Sr.	3L	Arlington, Texas (James Martin)
6	Kelly Masumiya	DS/L	5-3	Jr.	2L	Highlands Ranch, Colo. (Smoky Hill)
7	Austin Zimmerman	MB	6-0	So.	1L	Cheney, Wash. (Lewis and Clark)
8	Alexandra Buth	RS	5-10	Fr.	HS	East Grand Rapids, Mich. (East Grand Rapids)
9	Allie Griffin	MB/RS	6-0	Jr.	2L	Baton Rouge, La. (Santa Fe Christian, San Diego, Calif.)
10	Nicole Carr	OH	6-0	Jr.	2L	Wauwatosa, Wis. (Wauwatosa East)
11	Lara Bossow	MB/OH	6-0	So.	1L	Vail, Colo. (Vail Mountain School)
12	Amber Sutherland	OH	5-10	Fr.	HS	Glenwood Springs, Colo. (Glenwood Springs)
13	Krislen Morgado	DS/L	5-6	Jr.	1L	Pearl City, Hawai'i (Punahou)
16	Therese Viñal	DS/L	5-8	Fr.	HS	Santa Clara, Calif. (Presentation)

HEAD COACH: Pi'i Aiu (Colorado '89)

ASSISTANT COACHES: Jil Thomason (Wyoming '95), Erik Sullivan (UCLA '95)

2004 Milestones

- ✓ **Sept. 1**—CU set a team record for hitting percentage in a four-game match with a .402 performance (71k-18e-132att) against Denver. The old record was .394 against Wyoming in 1995.
- ✓ **Sept. 3**—CU hit a season-best .410 against Cal State-Northridge, marking the first time since 1988 that the Buffaloes hit .400 or better in back-to-back matches. In all, Colorado reached the .400 mark three times during the season, the team's most since it had four in 1991. CU had not hit .400 or above twice in the same season since 1994.
- ✓ **Sept. 10**—The Buffs overcame an 0-2 deficit to defeat No. 20 San Diego in five games. It was the first time CU had overcome an 0-2 deficit since a win over Baylor on Oct. 31, 2001.
- ✓ **Sept. 15**—CU swept No. 15 Kansas State in Boulder, giving the Buffs their first win over a Top 15 team since a 3-1 win over No. 15 Texas A&M in 1998. Sophomore Lara Bossow tied a school record for blocks in a 3-game match with 11.
- ✓ **Oct. 9**—Sophomore setter Ashley Nu'u became the seventh player in CU history to reach 1,000 career assists, on the final point of the game in a 3-0 win over Kansas.
- ✓ **SEASON**—The Buffs made their 14th overall NCAA Tournament appearance and the 13th in 14 seasons which puts them in some elite company. CU is one of only 14 teams to qualify for at least 13 NCAA Tournaments since 1991.
- ✓ **SEASON**—A final record of 14-14 gave the Buffaloes their 17th straight season with a .500 record or better. CU also went 5-2 in the preseason, marking the 16th straight season the Buffs have come out of the non-conference schedule with a record of .500 or above.
- ✓ **AWARDS**—Junior Allie Griffin was selected to the AVCA All-Central Region first team and was given honorable mention to the AVCA All-America team. Griffin was also named to the All-Big 12 Conference first team while Ashley Nu'u was an honorable mention All-Big 12 pick. Allison Barnes earned her third selection to the Academic All-Big 12 team while Nicole Carr picked up her second Academic All-Big 12 award.

HISTORY



(15-13 – 10-10 Big 12 (5th) – 7-6 Home – 6-6 Away – 2-1 Neutral)

Date	Opponent (Rank)	Rank	W/L	Rec	Score	Score-by-Game	Team Statistical Totals										Individual Statistical Leaders		
							K	Att%	Ast	SA	Dig	TB	Kills	Digs	Blocks	Assists			
8/27	\$St. Peter's	RV	W	1-0	3-0	30-11, 30-20, 30-23	60	.336	53	10	41	2	AG,AS (12)	Carr (10)	4 players tied (.5)	Nu'u (45)			
8/27	\$American	RV	W	2-0	3-0	30-22, 30-16, 30-26	55	.406	50	5	44	8	Carr (15)	Sutherland (13)	Sutherland (2.5)	Nu'u (46)			
9/8	#STANFORD (3)	L	2-1	0-3	26-30, 28-30, 24-30		46	.241	45	7	39	5.5	Sutherland (14)	Carr (9)	LS,AG (1.5)	Nu'u (44)			
9/9	#CREIGHTON	W	3-1	3-1	30-25, 35-33, 26-30, 30-20		78	.325	76	1	63	9.5	Griffin (28)	Sutherland (16)	AN,LS (2.5)	Nu'u (67)			
9/10	#MARQUETTE	W	4-1	3-2	24-30, 23-30, 30-18, 30-28, 15-11		75	.251	71	1	70	12	Griffin (23)	Carr (17)	NC,LB,AS (2)	Nu'u (65)			
9/14	*Texas (18)	L	4-2/0-1	1-3	16-30, 30-27, 22-30, 19-30		52	.211	49	2	35	7	Griffin (17)	Griffin (9)	AG,LM (1.5)	Nu'u (44)			
9/17	*NEBRASKA (1)	L	4-3/0-2	0-3	22-30, 20-30, 23-30		45	.153	41	0	36	3	Griffin (16)	Carr (11)	LS,LB (1)	Nu'u (37)			
9/21	*MISSOURI (8)	L	4-4/0-3	0-3	25-30, 24-30, 11-30		44	.127	41	1	52	0	Griffin (16)	Carr (15)	None	Nu'u (38)			
9/24	*Oklahoma	W	5-4/1-3	3-2	30-26, 24-30, 26-30, 30-27, 15-12		70	.185	65	7	62	10	Griffin (27)	Carr (15)	Schaefer (3.5)	Nu'u (61)			
9/28	*Iowa State	L	5-5/1-4	0-3	26-30, 28-30, 21-30		41	.146	38	3	49	9	Griffin (11)	Nu'u (11)	Schaefer (3.5)	Nu'u (35)			
10/1	*KANSAS (RV)	L	5-6/1-5	2-3	32-30, 29-31, 30-17, 32-34, 6-15		79	.272	76	5	69	14	Griffin (25)	Carr (16)	Sutherland (3.5)	Nu'u (68)			
10/5	*BAYLOR	W	6-6/2-5	3-2	30-15, 24-30, 30-26, 30-32, 15-8		79	.273	78	6	67	14	Griffin (22)	Sutherland (17)	Mann (4)	Nu'u (70)			
10/8	*Texas Tech	L	6-7/2-6	2-3	28-30, 25-30, 30-19, 30-26, 14-16		84	.329	75	3	61	11.5	Griffin (27)	Sutherland (19)	Schaefer (3)	Nu'u (63)			
10/12	*KANSAS STATE (20)	W	7-7/3-6	3-2	30-14, 30-25, 25-30, 28-30, 15-5		77	.345	70	8	72	12.5	Griffin (29)	Carr (19)	Schaefer (4)	Nu'u (66)			
10/16	*Texas A&M (24)	W	8-7/4-6	3-2	20-30, 25-30, 30-26, 30-28, 15-10		74	.181	73	6	77	14.5	Griffin (21)	Vinal (17)	Schaefer (4)	Nu'u (60)			
10/22	*OKLAHOMA	RV	W	9-7/5-6	3-0	30-24, 30-28, 30-25		53	.238	49	6	48	7.5	Griffin (19)	Vinal (19)	Bossow (2)	Nu'u (43)		
10/26	*IOWA STATE	RV	W	10-7/6-6	3-0	30-37, 30-21, 31-29		53	.273	51	5	48	11	Griffin (14)	Carr (11)	Schaefer (2.5)	Nu'u (42)		
10/29	*Missouri (8)	RV	W	11-7/7-6	3-2	20-30, 30-28, 23-30, 30-27, 15-12		65	.214	62	8	54	10	Griffin (19)	Vinal (16)	LS,LB (2.5)	Nu'u (57)		
11/2	*Kansas	RV	W	12-7/8-6	3-1	26-30, 32-30, 30-27, 30-21		67	.276	63	7	63	12	Griffin (20)	NC,AS (12)	Carr (3)	Nu'u (52)		
11/5	*TEXAS TECH	RV	W	13-7/9-6	3-0	30-25, 30-23, 30-19		55	.377	53	4	32	6	Sutherland (14)	5 players tied (5)	Nu'u (2)	Nu'u (45)		
11/9	*TEXAS (11)	25	L	13-8/9-7	2-3	27-30, 33-31, 23-30, 30-25, 15-17		80	.272	75	2	59	12	Sutherland (20)	NC,AS (13)	Griffin (4)	Nu'u (66)		
11/12	*Baylor	25	W	14-8/10-7	3-0	30-25, 30-21, 30-27		51	.267	45	5	42	11	Sutherland (15)	AG,KM (8)	Bossow (3)	Nu'u (39)		
11/16	*Kansas State (RV)	24	L	14-9/10-8	2-3	30-19, 21-30, 30-28, 23-30, 16-18		81	.314	76	3	58	6	Sutherland (26)	Vinal (18)	Sutherland (2)	Nu'u (66)		
11/19	*TEXAS A&M	24	L	14-10/10-9	2-3	22-30, 30-28, 30-28, 23-30, 7-15		75	.247	74	6	60	12.5	Sutherland (19)	Sutherland (12)	Bossow (3.5)	Nu'u (63)		
11/23	*Nebraska (1)	RV	L	14-11/10-10	0-3	19-30, 26-30, 19-30		39	.252	39	4	32	2	Sutherland (14)	Sutherland (10)	Schaefer (1.5)	Nu'u (36)		
11/25	%Florida (4)	RV	L	14-12	0-3	17-30, 19-30, 24-30		39	.212	36	1	32	6	Sutherland (13)	Sutherland (7)	Schaefer (2)	Nu'u (32)		
11/26	%Northern Colorado	RV	W	15-12	3-0	30-20, 30-24, 30-22		60	.394	57	6	50	10.5	Sutherland (19)	Sutherland (13)	Mann (3)	Nu'u (52)		
12/2	\$Colorado State	RV	L	15-13	1-3	30-26, 24-30, 19-30, 27-30		55	.236	52	4	43	6	Sutherland (14)	Carr (13)	Nu'u (2)	Nu'u (46)		

*-Big 12 Conference Match; \$-American University Classic; #-Colorado Invitational, Boulder; % University of Denver Tournament; -\$-NCAA First Round, Fort Collins, Colo.

Team Statistics

Player	MP-MS	GP	K	E	TA	Pct	Ast.	SA	SE	RE	Dig	BS	BA	TB	BE	BHE	Pts
Bossow	28-28	110	246	68	483	.369	10	22	31	2	59	4	81	85	5	0	312.5
Ash. Nu'u	28-28	110	113	33	259	.309	1448	12	21	0	194	6	62	68	11	20	162.0
Buth	27-2	84	25	9	53	.302	6	28	85	0	44	0	5	5	1	1	55.5
Griffin	27-26	106	486	191	1016	.290	62	6	15	27	213	5	72	77	4	0	533.0
Mann	19-0	41	36	14	76	.289	0	0	0	0	4	5	26	31	0	0	54.0
Sutherland	28-28	109	421	182	949	.252	43	8	42	44	290	13	30	43	2	1	457.0
Schaefer	28-26	103	154	65	367	.243	5	0	0	0	0	11	77	88	5	3	203.5
Carr	28-28	110	245	119	742	.170	37	12	13	38	284	8	31	39	3	1	280.5
VenHorst	11-0	22	0	0	0	.000	3	12	13	0	0	0	0	0	0	0	1.0
Vinial	27-0	95	0	0	0	.000	14	24	30	22	227	0	0	0	0	0	24.0
Gibson	5-0	8	6	8	28	-.071	0	0	3	0	3	0	2	2	0	0	7.0
Masumiya	24-2	80	0	2	2	-1.000	5	13	13	2	111	0	0	0	0	0	13.0

Team Roster

No.	Name	Pos.	Ht.	Cl.	Exp.	Hometown (High School / College)
1	Lynsey Mann	MB	6-3	Sr.	1L	Highlands Ranch, Colo. (Fountain-Ft. Carson/Western St)
2	Ashley Nu'u	S	5-10	Jr.	2L	Aurora, Colo. (Smoky Hill)
3	Amber Nu'u	OH	5-11	Jr.	2L	Aurora, Colo. (Smoky Hill)
4	Lauren Schaefer	MB	6-3	Fr.	HS	Mountain View, Calif. (Los Altos)
5	Dana Crary	MB	5-10	Fr.	HS	Coto de Caza, Calif. (Santa Margarita Catholic)
6	Kelly Masumiya	DS/L	5-3	Sr.	3L	Highlands Ranch, Colo. (Smoky Hill)
7	Austin Zimmerman	MB	6-0	Jr.	2L	Cheney, Wash. (Lewis and Clark)
8	Alexandra Buth	RS	5-10	Fr.	RS	East Grand Rapids, Mich. (East Grand Rapids)
9	Allie Griffin	RS	6-0	Sr.	3L	Baton Rouge, La. (Santa Fe Christian, San Diego, Calif.)
10	Nicole Carr	OH	6-0	Sr.	3L	Wauwatosa, Wis. (Wauwatosa East)
11	Lara Bossow	MB	6-0	Jr.	2L	Vail, Colo. (Vail Mountain School)
12	Amber Sutherland	OH	5-10	So.	1L	Glenwood Springs, Colo. (Glenwood Springs)
13	Krislen Morgado	DS/L	5-6	Sr.	2L	Pearl City, Hawaii (Punahou)
14	Ashley VenHorst	DS/L	5-7	Fr.	HS	Bettendorf, Iowa (Pleasant Valley)
16	Therese Vinial	DS/L	5-8	So.	1L	Santa Clara, Calif. (Presentation)
77	Mallori Gibson	OH	5-11	Fr.	HS	Bakersfield, Calif. (Foothill)

HEAD COACH: Pi'i Aiu (Colorado '89)

ASSISTANT COACHES: Jil Thomason (Wyoming '95), Erik Sullivan (UCLA '95)

2005 Milestones

- ✓ **Oct. 1** – Allie Griffin recorded her 1,000th career kill, while Nicole Carr picked up her 1,000th career dig in a five-game match against Kansas.
- ✓ **Oct. 5** – Head Coach Pi'i Aiu earned his 100th Big 12 victory against Baylor.
- ✓ **Oct. 18** – Allie Griffin became the first Buffalo to be named the Collegiate Volleyball Update (CUV.com) National Player of the Week. She helped CU upset back-to-back ranked teams Kansas State and Texas A&M, for the first time since 1996. Griffin averaged 5.40 points, 5.00 kills, 2.50 digs, 0.70 assists, 0.70 blocks per game and hit .343 for the week and was named to Sports Illustrated's Faces In the Crowd.
- ✓ **Oct. 29** – CU defeated No. 8 Missouri in five-sets in Columbia, Mo. It was the first victory against a top-10 school for CU since 1997 when the Buffs defeated No. 5 Nebraska. It was also the first win for CU in Columbia since 1999.
- ✓ **Season** – CU hit a school-record .262 on the season. The previous record of .259 was set in 1991.
- ✓ **Season** – The Buffs played in a school-record 11 five-game matches. It tied the most in the country on the season. CU also played a school-record five straight five-game matches.
- ✓ **Season** – Colorado earned its 15th overall NCAA Tournament appearance, the 14th in 15 years.
- ✓ **Season** – The Buffs finished with a record of 15-13, marking the 18th straight season with a .500 record or better. They finished the non-conference schedule at 5-2, marking the 17th straight season above .500.
- ✓ **Career** – Allie Griffin's name is prominent in several of CU's career top-10 lists. She finished her career sixth in kills (1,283), ninth in blocks (266), 10th in attacks (2,863), 14th in assists (186) and attack percentage (.254) and 23rd in digs (620). Nicole Carr is ninth in digs (1,160) and attacks (2,885) and is 13th in kills (991).
- ✓ **Awards** – Allie Griffin was selected to the AVCA All-Central Region first team and was given honorable mention to the AVCA All-America team. Griffin was also named to the All-Big 12 Conference first team while Ashley Nu'u was an honorable mention AVCA All-Central Region and All-Big 12 pick. Nicole Carr earned her third Academic All-Big 12 Award, while Alex Buth, Lynsey Mann and Therese Vinal earned their first academic award.

HISTORY



ALL-TIME STANDINGS

Big 12 Conference

Team	Matches			Games			Pts.	Opp.	Last 10	Streak	Home	Away	Neutral	Conf. Only		
	W	L	Pct.	W	L	Pct.								W	L	Pct.
Baylor	19	2	.905	58	17	.773	1541	1269	10-0	W11	9-1	9-1	1-0	18	2	.900
Iowa State	38	8	.826	117	39	.750	2585	2012	9-1	W1	18-2	15-5	5-1	33	5	.868
Kansas	31	9	.775	103	37	.736	2572	1952	4-6	W1	17-2	13-7	1-0	30	8	.789
Kansas State	23	16	.590	81	58	.583	2259	2100	3-7	L1	12-7	11-8	0-1	23	15	.605
Missouri	30	9	.769	96	35	.733	2265	1975	3-7	W1	16-3	14-5	0-1	30	8	.789
Nebraska	5	40	.111	26	123	.174	1849	2590	0-10	L16	2-17	1-20	2-3	3	35	.079
Oklahoma	34	10	.773	113	46	.710	2631	2180	9-1	W3	17-2	15-5	2-3	32	6	.842
Texas	8	16	.333	44	54	.449	1694	1798	4-6	L4	4-7	4-8	0-1	8	12	.400
Texas A&M	6	15	.286	28	54	.341	1569	1722	4-6	L1	4-7	2-8	0-0	6	14	.300
Texas Tech	17	3	.850	54	24	.692	1632	1401	8-2	W1	8-2	9-1	0-0	17	3	.850
Totals	211	128	.622	718	490	.594	20597	18999	—	—	107-50	93-68	11-10	200	108	.649

America East Conference

Maine	2-0	8/31/03	W 3-0
TOTALS	2-0	1.000	

Atlantic Coast Conference

Clemson	1-0	8/31/01	W 3-1
Duke	1-0	10/17/88	W 3-0
Florida State	1-0	9/22/90	W 3-1
Georgia Tech	1-1	12/1/00	W 3-1
Maryland	3-0	9/19/98	W 3-0
North Carolina	3-0	9/11/04	W 3-1
Virginia Tech	1-0	9/19/92	W 3-0
TOTALS	11-1	.917	

Atlantic 10 Conference

George Washington	1-0	9/18/87	W 3-2
Rhode Island	2-1	8/30/03	W 3-0
Saint Louis	1-0	9/6/02	W 3-0
TOTALS	4-1	.800	

Big East Conference

DePaul	2-0	9/18/92	W 3-0
Georgetown	1-0	9/7/90	W 3-2
Louisville	1-0	9/11/87	W 3-1
Marquette	1-0	9/10/05	W 3-2
Notre Dame	4-3	9/7/02	W 3-0
Pittsburgh	1-0	9/9/04	W 3-0
South Florida	1-0	9/23/89	W 3-0
Villanova	2-0	9/14/03	W 3-0
TOTALS	13-3	.813	

Big Sky Conference

+Idaho State	0-1	9/3/90	L 1-3
Montana	1-0	8/30/91	W 3-0
Montana State	1-2	9/2/91	W 3-0
Northern Arizona	1-0	9/2/88	W 3-1
Weber State	1-0	9/4/90	W 3-0
TOTALS	4-3	.571	

Big Ten Conference

Illinois	2-2	12/5/98	L 0-3
Indiana	2-1	9/17/93	W 3-0
Iowa	1-0	9/14/91	W 3-0
Michigan	1-1	12/5/03	L 0-3
Michigan State	2-0	9/16/94	W 3-1
Minnesota	2-2	9/9/95	W 3-0
Northwestern	1-0	9/6/91	W 3-0
Ohio State	1-3	8/31/02	L 2-3
Penn State	1-5	8/29/03	L 1-3
Purdue	1-0	9/9/89	W 3-2
Wisconsin	1-2	9/8/00	L 0-3
TOTALS	15-16	.484	

Big West Conference

Cal State-Northridge	1-0	9/3/04	W 3-0
Long Beach State	0-3	9/18/99	L 1-3
UC-Irvine	0-1	11/14/87	L 0-3
UC-Santa Barbara	1-1	9/19/97	L 1-3
TOTALS	2-5	.400	

Colonial Athletic Association

Hofstra	1-0	11/29/90	W 3-0
TOTALS	1-0	1.000	

Conference USA

Central Florida	2-0	9/5/03	W 3-0
Houston	4-2	9/7/94	W 3-0
Memphis	2-0	9/22/89	W 3-0
Tulsa	0-1	10/24/86	L 0-3
UTEP	1-0	9/24/88	W 3-0
TOTALS	9-3	.750	

Horizon League

Butler	2-0	9/3/94	W 3-0
TOTALS	2-0	1.000	

Metro Atlantic Athletic Conference

St. Peter's	1-0	8/27/05	W 3-0
TOTALS	1-0	1.000	

Mid-American Conference

Ball State	1-0	9/4/95	W 3-2
Bowling Green	2-0	9/13/02	W 3-0
Eastern Michigan	1-1	11/30/90	W 3-1
Northern Illinois	1-0	9/9/94	W 3-0
TOTALS	5-1	.833	

Mid-Continent Conference

UMKC	1-0	10/30/92	W 3-0
Oral Roberts	3-1	9/2/01	W 3-1
TOTALS	4-1	.800	

Missouri Valley Conference

Creighton	1-0	9/9/05	W 3-2
Illinois State	1-1	9/6/03	W 3-2
Northern Iowa	1-2	11/29/95	L 0-3
SW Missouri State	1-0	9/7/01	W 3-1
Wichita State	0-1	10/25/86	L 0-3
TOTALS	4-4	.500	

Mountain West Conference

Air Force	3-0	9/11/00	W 3-1
BYU	1-3	9/6/01	L 2-3
Colorado State	11-19	12/2/05	L 1-3
New Mexico	1-3	9/10/99	W 3-0
San Diego State	1-0	9/1/89	W 3-2
Utah	3-2	9/8/01	L 2-3
Wyoming	14-6	9/14/99	W 3-0
TOTALS	34-33	.507	

Ohio Valley Conference

SE Missouri State	1-0	8/29/03	W 3-0
Tennessee Tech	1-0	12/6/97	W 3-0
TOTALS	2-0	1.000	

Pacific 10 Conference

Arizona	0-1	9/14/90	L 0-3
Arizona State	0-1	9/15/90	L 0-3
California	1-0	9/3/99	W 3-2
Oregon	2-2	9/3/04	L 0-3

Stanford	0-7	9/8/05	L 0-3
UCLA	0-2	8/30/02	L 1-3
USC	0-3	9/7/97	L 2-3
Washington	1-1	9/1/94	W 3-1
Washington State	1-0	9/11/99	W 3-1
TOTALS	5-17	.227	

Patriot League

American	2-0	8/27/05	W 3-0
TOTALS	1-0	1.000	

Rocky Mountain Athletic Conf.

UCCS	2-0	10/29/86	W 3-2
Colorado Mines	1-0	10/11/86	W 3-2
Fort Lewis	0-1	10/9/86	L 1-3
Regis	1-0	10/3/87	W 3-1
Western State	2-0	10/9/86	W 3-2
Totals	6-1	.857	

Southeastern Conference

Florida	0-1	11/25/05	L 0-3
Georgia	3-2	9/5/98	W 3-0
Kentucky	2-1	9/2/95	W 3-0
Mississippi	1-0	9/16/88	W 3-0
South Carolina	1-0	9/5/89	W 3-0
Tennessee	4-0	9/2/93	W 3-0
TOTALS	11-4	.733	

Southland Conference

Texas-Arlington	2-0	9/13/02	W 3-1
TOTALS	2-0	1.000	

Sun Belt Conference

Denver	7-1	9/1/04	W 3-1
New Orleans	2-0	9/9/00	W 3-2
Western Kentucky	2-0	9/16/92	W 3-0
TOTALS	11-1	.917	

West Coast Conference

Gonzaga	2-0	9/17/95	W 3-1
Loyola Marymount	2-1	9/7/02	L 0-3
Pepperdine	2-0	9/13/91	W 3-2
Portland	0-1	8/30/91	L 2-3
St. Mary's	1-0	11/18/88	W 3-0
San Diego	2-0	9/10/04	W 3-2
San Francisco	1-1	9/11/88	W 3-0
Santa Clara	0-1	9/3/00	L 2-3
TOTALS	10-4	.714	

Western Athletic Conference

Hawai'i	0-4	12/2/04	L 1-3
Nevada	0-1	9/21/86	L 0-3
New Mexico State	1-0	9/18/98	W 3-0
San Jose State	1-1	12/4/98	W 3-0
Utah State	0-1	11/13/86	L 1-3
TOTALS	2-7	.222	

Division I Independent

Northern Colorado	1-0	11/26/05	L W 3-0
TOTALS	1-0	1.000	

+ - Match later forfeited by Idaho State.

ALL-TIME SERIES RESULTS



Air Force (3-0)

Date	Loc. Res.	Score by Games
9/19/96	H W	15-4, 15-6, 15-9
9/7/99	H W	14-16, 15-12, 15-0, 15-2
9/11/00	A W	15-8, 15-11, 3-15, 16-14

American (2-0)

Date	Loc. Res.	Score by Games
11/30/01	N W	30-25, 30-22, 30-22
8/27/05	A W	30-22, 30-16, 30-26

Arizona (0-1)

Date	Loc. Res.	Score by Games
9/14/90	A L	9-15, 10-15, 13-15

Arizona State (0-1)

Date	Loc. Res.	Score by Games
9/15/90	A L	8-15, 13-15, 6-15

Ball State (1-0)

Date	Loc. Res.	Score by Games
9/4/95	H W	15-12, 7-15, 2-15, 15-0, 24-22

Baylor (19-2)

Date	Loc. Res.	Score by Games
8/31/91	N W	15-3, 15-6, 15-9
10/26/96	A W	15-13, 15-9, 15-12
11/22/96	H W	15-9, 15-11, 15-2
11/11/97	H W	15-12, 15-5, 15-13
11/21/97	A W	15-12, 10-15, 15-6, 15-3
10/9/98	A W	15-9, 12-15, 15-6, 15-6
11/15/98	H W	15-6, 15-8, 15-5
9/25/99	H W	11-15, 6-15, 15-10, 15-12, 15-9
10/27/99	A L	8-15, 15-9, 8-15, 5-15
10/4/00	H L	11-15, 15-17, 7-15
11/11/00	A W	15-7, 8-15, 15-8, 15-10
9/22/01	A W	30-25, 27-30, 30-26, 31-29
10/31/01	H W	23-30, 27-30, 30-22, 30-26, 15-13
9/18/02	A W	27-30, 30-28, 30-18, 30-27
11/27/02	H W	30-22, 30-25, 30-26
10/11/03	A W	30-21, 30-25, 30-25
11/5/03	H W	30-22, 30-23, 30-15
9/25/04	H W	30-25, 30-22, 31-29
11/17/04	A W	30-25, 30-22, 30-25
10/5/05	H W	30-15, 24-30, 30-26, 30-32, 15-8
11/12/05	A W	30-25, 30-21, 30-27

Bowling Green (2-0)

Date	Loc. Res.	Score by Games
9/4/93	H W	15-6, 15-3, 15-4
9/13/02	H W	30-16, 30-29, 30-24

Brigham Young (1-3)

Date	Loc. Res.	Score by Games
9/1/90	A L	15-11, 9-15, 12-15, 16-18
9/2/94	H L	15-8, 13-15, 12-15, 9-15
9/8/95	A W	12-15, 15-6, 15-2, 15-10
9/6/01	A L	35-33, 25-30, 30-26, 27-30, 10-15

Butler (2-0)

Date	Loc. Res.	Score by Games
9/25/93	N W	15-7, 15-4, 15-7
9/3/94	H W	15-2, 15-7, 15-11

California (1-0)

Date	Loc. Res.	Score by Games
9/3/99	H W	15-7, 10-15, 10-15, 15-9, 15-6

Cal-Irvine (0-1)

Date	Loc. Res.	Score by Games
11/14/87	A L	10-15, 14-16, 8-15

Cal-Santa Barbara (1-1)

Date	Loc. Res.	Score by Games
9/2/89	N W	15-8, 15-7, 15-9
9/19/97	N L	15-11, 13-15, 8-15, 6-15

Cal State-Northridge (1-0)

Date	Loc. Res.	Score by Games
9/3/04	N W	30-26, 30-20, 30-11

Central Florida (2-0)

Date	Loc. Res.	Score by Games
9/1/00	H W	15-12, 15-13, 15-13
9/5/03	N W	30-22, 30-26, 30-23

Clemson (1-0)

Date	Loc. Res.	Score by Games
8/31/01	H W	29-31, 30-15, 30-17, 30-26

CU-Colorado Springs (2-0)

Date	Loc. Res.	Score by Games
10/1/86	A W	15-10, 15-10, 17-15
10/29/86	H W	6-15, 15-5, 14-16, 16-14, 16-14

Colorado Mines (1-0)

Date	Loc. Res.	Score by Games
10/11/86	H W	12-15, 15-7, 15-12, 14-16, 15-5

Colorado State (11-19)

Date	Loc. Res.	Score by Games
9/2/87	A L	5-15, 3-15, 3-15
11/3/87	H L	15-10, 4-15, 9-15, 8-15
9/7/88	A L	8-15, 20-18, 9-15, 10-15
11/2/88	H W	19-17, 9-15, 4-15, 15-12, 15-11
9/12/89	H L	15-7, 13-15, 8-15, 14-16
11/14/89	A L	9-15, 15-11, 3-15, 16-14, 12-15
9/11/90	A L	4-15, 5-15, 15-4, 13-15
10/17/90	H L	10-15, 4-15, 15-11, 15-8, 4-15
9/18/91	A W	7-15, 13-15, 15-8, 15-10, 15-7

(Colorado State, cont.)

Date	Loc. Res.	Score by Games
11/5/91	H W	15-6, 15-12, 5-15, 15-5
10/20/92	H W	11-15, 15-12, 15-6, 15-11
11/10/92	A L	7-15, 12-15, 3-15
10/5/93	A W	16-15, 15-17, 15-12, 15-5
11/16/93	H W	15-4, 15-10, 15-13
10/19/94	H W	15-12, 15-6, 15-12
11/9/94	A W	15-4, 12-15, 15-3, 15-1
10/4/95	H L	15-11, 12-15, 9-15, 4-15
10/24/95	A W	12-15, 15-5, 15-5, 5-15, 16-14
9/17/96	H L	9-15, 10-15, 9-15
9/16/97	A L	8-15, 15-9, 4-15, 8-15
9/16/98	H W	15-11, 15-9, 15-3
9/1/99	A L	9-15, 3-15, 15-17
9/5/00	H L	7-15, 15-8, 5-15, 5-15
12/2/00	A L	11-15, 15-10, 15-10, 6-15, 10-15
10/15/01	A L	23-30, 23-30, 18-30
12/1/01	A L	30-28, 17-30, 21-30, 33-31, 14-16
9/10/02	H W	17-30, 30-23, 30-27, 30-26
9/9/03	A L	30-25, 20-30, 22-30, 20-30
9/7/04	H L	28-30, 25-30, 26-30
12/2/05	A L	30-26, 24-30, 19-30, 27-30

Creighton (1-0)

Date	Loc. Res.	Score by Games
9/9/05	H W	30-25, 35-33, 26-30, 30-20

Denver (7-1)

Date	Loc. Res.	Score by Games
9/16/86	A L	8-15, 15-13, 16-18, 4-15
11/5/86	H W	16-14, 15-1, 15-3
11/11/98	H W	15-9 15-3, 15-10
9/2/99	H W	15-6, 15-5, 15-6
9/19/00	A W	15-3, 15-9, 13-15, 15-7
10/5/01	H W	30-21, 30-16, 30-28
9/6/03	A W	30-23, 30-25, 30-25
9/1/04	H W	30-15, 28-30, 30-20, 30-21

DePaul (2-0)

Date	Loc. Res.	Score by Games
9/3/92	H W	15-8, 15-7, 15-1
9/18/92	N W	16-15, 15-9, 15-18

Duke (1-0)

Date	Loc. Res.	Score by Games
10/17/88	N W	15-4, 15-8, 15-8

Eastern Michigan (1-1)

Date	Loc. Res.	Score by Games
9/10/88	N W	15-6, 15-4, 15-12
11/30/90	N L	7-15, 15-13, 11-15, 13-15

Florida (0-1)

Date	Loc. Res.	Score by Games
11/25/05	N L	17-30, 19-30, 24-30

Florida State (1-0)

Date	Loc. Res.	Score by Games
9/22/90	H W	15-4, 15-5, 9-15, 15-5

Fort Lewis (0-1)

Date	Loc. Res.	Score by Games
10/9/86	A L	15-5, 8-15, 11-15, 3-15

George Washington (1-0)

Date	Loc. Res.	Score by Games
9/18/87	N W	12-15, 9-15, 15-8, 15-4, 17-15

Georgetown (1-0)

Date	Loc. Res.	Score by Games
9/7/90	N W	15-8, 13-15, 14-16, 15-3, 16-14

Georgia (3-2)

Date	Loc. Res.	Score by Games
9/9/88	N W	15-11, 15-9, 11-15, 15-11
9/28/91	N L	8-15, 7-15, 11-15
9/7/95	N L	15-1, 11-15, 13-15, 15-10, 15-11
9/11/97	H W	15-5, 10-15, 15-2, 15-11
9/5/98	N W	15-12, 15-4, 15-1

Georgia Tech (1-1)

Date	Loc. Res.	Score by Games
9/3/95	H L	6-15, 15-6, 15-13, 14-16, 19-21
12/1/00	N W	11-15, 15-5, 16-14, 15-10

Gonzaga (2-0)

Date	Loc. Res.	Score by Games
9/21/91	N W	15-7, 15-11, 11-15, 15-6
9/17/95	H W	15-2, 15-6, 7-15, 15-3

Hawai'i (0-4)

Date	Loc. Res.	Score by Games
12/8/96	A L	12-15, 11-15, 12-15
9/17/99	A L	9-15, 0-15, 5-15
9/11/02	A L	18-30, 21-30, 22-30
12/2/04	N L	30-24, 22-30, 20-30, 24-30

Hofstra (1-0)

Date	Loc. Res.	Score by Games
11/29/90	N W	15-11, 15-8, 15-7

Houston (4-2)

Date	Loc. Res.	Score by Games
9/24/88	N L	11-15, 6-15, 10-15
11/30/90	N L	10-15, 9-15, 15-12, 5-15
9/7/91	H W	13-15, 15-5, 15-3, 15-7
11/2/91	N W	11-15, 15-0, 15-13, 15-13
9/25/93	N W	15-10, 16-14, 15-13
9/10/94	N W	17-15, 15-8, 15-12

Idaho State (0-1)

Date	Loc. Res.	Score by Games
9/3/90	H L	15-17, 15-8, 10-15, 9-15

Illinois (2-2)

Date	Loc. Res.	Score by Games
9/12/92	A L	6-15, 11-15, 15-6, 9-15
9/11/93	N W	15-13, 9-15, 14-16, 15-6, 15-9
12/5/93	N W	15-7, 15-5, 15-10
12/5/98	A L	12-15, 11-15, 14-16

Illinois State (1-1)

Date	Loc. Res.	Score by Games
9/25/87	H L	12-15, 10-15, 7-15
9/6/03	N W	29-31, 30-16, 27-30, 30-19, 15-7

Indiana (2-1)

Date	Loc. Res.	Score by Games
9/10/88	A L	12-15, 14-16, 12-15
9/16/89	H W	15-3, 11-15, 15-11, 15-13
9/17/93	H W	15-6, 15-8, 15-6

Iowa (1-0)

Date	Loc. Res.	Score by Games
9/14/91	N W	15-9, 15-9, 15-3

Iowa State (38-8)

Date	Loc. Res.	Score by Games
9/4/86	H L	1-15, 5-15, 7-15
10/17/86	A L	2-15, 6-15, 1-15
10/24/87	H L	7-15, 13-15, 14-16
10/31/87	A L	0-15, 13-15, 14-16
11/20/87	N W	5-15, 12-15, 15-12, 15-9, 16-14
10/1/88	A W	15-5, 15-7, 15-13
11/12/88	H W	15-9, 15-13, 15-11
10/6/89	H W	15-2, 15-6, 15-11
10/28/89	A W	15-8, 15-4, 10-15, 15-6
9/29/90	H W	15-7, 15-8, 15-11
10/26/90	A L	10-15, 11-15, 12-15
11/23/90	N W	15-13, 15-10, 15-13
10/10/91	A W	15-2, 15-10, 15-6
10/25/91	H W	16-14, 15-4, 15-8
10/7/92	A W	4-15, 10-15, 15-5, 15-0, 16-14
11/7/92	H W	15-2, 15-8, 15-3
11/27/92	N W	15-9, 15-6, 15-13
10/16/93	H W	15-5, 15-11, 15-8
11/13/93	A W	15-7, 15-3, 15-13
11/26/93	N W	7-15, 15-



ALL-TIME SERIES RESULTS

(Kansas, cont.)

Date	Loc. Res.	Score by Games
11/24/01	H W	30-25, 30-27, 30-23
9/25/02	H L	30-19, 21-30, 31-29, 28-30, 13-15
11/30/02	A L	30-22, 17-30, 22-30, 33-35
9/20/03	A L	24-30, 28-30, 25-30
10/24/03	H W	31-29, 26-30, 30-26, 20-30, 15-13
10/9/04	H W	30-23, 30-22, 30-21
11/27/04	A L	22-30, 31-29, 29-31, 19-30
10/1/05	H L	32-30, 29-31, 30-17, 32-34, 6-15
11/2/05	A W	26-30, 32-30, 30-27, 30-21

Kansas State (23-16)

Date	Loc. Res.	Score by Games
10/25/86	N L	5-15, 5-15, 1-15
10/10/87	H L	6-15, 13-15, 10-15
10/16/87	A L	9-15, 9-15, 15-11, 9-15
10/7/88	A W	15-7, 15-13, 15-7
11/4/88	H W	12-15, 15-4, 15-13, 15-8
10/13/89	A W	15-4, 15-6, 15-9
11/10/89	H W	15-3, 15-3, 15-7
10/19/90	A W	15-4, 15-9, 15-2
11/16/90	H W	15-12, 15-2, 17-15
10/19/91	A W	15-11, 15-5, 15-2
11/22/91	H W	15-11, 15-8, 15-5
10/17/92	H W	15-5, 15-6, 15-13
11/21/92	A W	15-5, 15-3, 10-15, 15-10
9/22/93	H W	15-3, 15-9, 15-6
10/23/93	A W	15-7, 15-2, 15-7
10/1/94	H W	15-6, 15-9, 15-6
11/19/94	A W	15-8, 15-10, 15-12
9/30/95	A L	10-15, 11-15, 15-10, 4-15
11/18/95	H W	15-12, 15-8, 15-6
9/27/96	H L	10-15, 15-4, 15-10, 10-15, 9-15
11/16/96	A W	16-14, 13-15, 15-3, 15-7
9/26/97	A W	15-12, 8-15, 15-12, 15-12
11/15/97	H W	15-9, 15-3, 16-14
11/7/98	H L	11-15, 11-15, 16-14, 9-15
11/27/98	A W	15-13, 9-15, 16-14, 15-8
10/6/99	H L	9-15, 10-15, 15-13, 2-15
11/3/99	A W	8-15, 5-15, 15-11, 15-12, 16-14
10/11/00	A L	8-15, 12-15, 9-15
11/18/00	H L	13-15, 11-15, 4-15
10/6/01	H W	30-20, 27-30, 30-28, 31-29
11/10/01	A L	30-27, 25-30, 26-30, 18-30
10/12/02	A L	23-30, 24-30, 30-17, 23-30
10/26/02	H L	22-30, 19-30, 31-33
10/18/03	A L	25-30, 21-30, 17-30
11/1/03	H L	24-30, 30-20, 26-30, 22-30
9/15/04	H W	30-23, 30-28, 30-26
11/10/04	A L	21-30, 11-30, 30-27, 19-30
10/12/05	H W	30-14, 30-25, 25-30, 28-30, 15-5
11/16/05	A L	30-19, 21-30, 30-28, 23-30, 16-18

Kentucky (2-1)

Date	Loc. Res.	Score by Games
10/5/90	N W	15-6, 15-2, 13-15, 8-15, 15-7
9/24/93	A L	12-15, 8-15, 6-15
9/2/95	H W	15-10, 15-5, 15-7

Long Beach State (0-3)

Date	Loc. Res.	Score by Games
11/13/87	A L	11-15, 6-15, 6-15
9/10/93	N L	15-10, 8-15, 7-15, 6-15
9/18/99	N L	15-11, 12-15, 8-15, 11-15

Louisville (1-0)

Date	Loc. Res.	Score by Games
9/11/87	H W	15-3, 15-7, 13-15, 15-13

Loyola Marymount (2-1)

Date	Loc. Res.	Score by Games
9/21/90	H W	15-4, 15-10, 15-8
9/1/01	H W	30-20, 30-22, 30-28
9/7/02	A L	22-30, 27-30, 18-30

Maine (2-0)

Date	Loc. Res.	Score by Games
9/14/02	H W	30-15, 30-15, 30-17
8/31/03	A W	30-22, 30-24, 30-28

Marquette (1-0)

Date	Loc. Res.	Score by Games
9/10/05	H W	24-30, 23-30, 30-18, 30-28, 15-11

Maryland (3-0)

Date	Loc. Res.	Score by Games
9/8/90	N W	15-7, 15-9, 15-5
9/28/91	N W	15-8, 15-11, 15-13
9/19/98	H W	15-12, 15-4, 15-10

Memphis (2-0)

Date	Loc. Res.	Score by Games
9/17/88	H W	15-12, 15-10, 15-2
9/22/89	N W	15-8, 15-7, 15-13

Michigan (1-1)

Date	Loc. Res.	Score by Games
9/18/93	H W	15-11, 15-17, 15-13, 15-9
12/5/03	N L	22-30, 22-30, 11-30

Michigan State (2-0)

Date	Loc. Res.	Score by Games
9/11/87	H W	15-7, 15-10, 15-9
9/16/94	H W	16-14, 15-3, 14-16, 15-3

Minnesota (2-2)

Date	Loc. Res.	Score by Games
9/19/87	N L	1-15, 14-16, 9-15
12/2/89	N L	12-15, 15-13, 6-15, 9-15
9/3/93	H W	15-9, 5-15, 15-3, 15-7
9/9/95	N W	15-5, 15-12, 15-10

Mississippi (1-0)

Date	Loc. Res.	Score by Games
9/16/88	H W	15-6, 15-6, 15-10

Missouri (30-9)

Date	Loc. Res.	Score by Games
10/19/86	N L	12-15, 5-15, 10-15
10/30/87	A W	15-11, 15-10, 15-8
11/6/87	H W	15-4, 15-6, 15-11
10/15/88	H W	15-10, 15-9, 15-4
10/22/88	A W	11-15, 15-4, 10-15, 15-13, 15-10
10/21/89	H W	15-8, 15-2, 15-3
11/3/89	A W	15-4, 15-11, 18-16
10/12/90	H W	15-5, 15-13, 15-10
11/10/90	A W	7-15, 15-3, 15-6, 15-6
10/3/91	H W	15-3, 15-4, 15-6
10/12/91	A W	15-12, 15-10, 11-15, 15-1
9/26/92	H W	15-10, 15-5, 15-10
10/3/92	A W	15-7, 15-6, 16-14
10/2/93	H W	15-7, 15-10, 15-5
11/20/93	A W	16-14, 15-10, 15-12
10/5/94	A W	15-7, 15-13, 16-14
10/21/94	H W	15-2, 15-3, 15-1
10/27/95	H W	15-3, 15-6, 15-11
11/8/95	A W	15-11, 13-15, 15-10, 15-13
10/4/96	A W	15-5, 15-4, 15-3
11/9/96	H W	15-9, 15-8, 15-8
10/3/97	H W	15-3, 15-13, 15-11
11/8/97	A W	15-11, 15-9, 15-5
9/25/98	H W	15-6, 11-15, 15-7, 15-4
10/31/98	A W	3-15, 15-6, 15-11, 16-14
10/16/99	H W	15-5, 15-8, 15-8
11/17/99	A W	15-7, 15-11, 15-13
10/18/00	A L	12-15, 9-15, 10-15
11/25/00	H W	15-9, 16-14, 15-13
10/17/01	A L	26-30, 30-18, 23-30, 22-30
11/7/01	H W	30-27, 30-24, 30-26
9/28/02	H L	30-25, 27-30, 17-30, 17-30, 11-15
11/13/02	A L	30-26, 18-30, 23-30, 16-30
10/22/03	A L	29-31, 27-30, 25-30
11/22/03	H W	30-22, 21-30, 30-21, 17-30, 16-14
10/2/04	H L	26-30, 24-30, 31-33
10/23/04	A L	21-30, 24-30, 24-30
9/21/05	H L	25-30, 24-30, 11-30
10/29/05	A W	20-30, 30-28, 23-30, 30-27, 15-12

Missouri-Kansas City (1-0)

Date	Loc. Res.	Score by Games
10/30/92	A W	15-9, 15-3, 15-6

Missouri State (1-0)

Date	Loc. Res.	Score by Games
9/7/01	N W	30-23, 21-30, 30-24, 30-26

Montana (1-0)

Date	Loc. Res.	Score by Games
8/30/91	N W	15-10, 17-15, 15-12

Montana State (1-2)

Date	Loc. Res.	Score by Games
9/10/86	H L	5-15, 4-15, 10-15
9/13/86	N L	10-15, 9-15, 6-15
9/2/91	H W	15-6, 15-9, 15-5

Nebraska (5-40)

Date	Loc. Res.	Score by Games
10/2/87	H L	4-15, 5-15, 11-15
10/29/87	A L	6-15, 3-15, 5-15
10/8/88	A L	11-15, 9-15, 15-13, 7-15
11/10/88	H L	8-15, 1-15, 14-16
11/26/88	N L	15-13, 10-15, 5-15, 7-15
9/30/89	H L	13-15, 4-15, 10-15
10/14/89	A L	7-15, 15-10, 6-15, 15-17
10/27/90	A L	5-15, 4-15, 11-15
11/13/90	H L	15-5, 15-11, 3-15, 7-15, 5-15
11/24/90	N L	5-15, 13-15, 9-15
9/27/91	A L	10-15, 13-15, 7-15
10/26/91	H L	14-16, 12-15, 9-15
10/24/92	A L	5-15, 9-15, 12-15
11/4/92	H L	5-15, 10-15, 15-9, 15-8, 14-16
11/28/92	N W	16-14, 15-11, 9-15, 15-8
12/3/92	A L	11-15, 8-15, 15-8, 17-19
10/13/93	H W	15-13, 9-15, 15-12, 5-15, 15-9
10/30/93	A L	8-15, 8-15, 8-15
11/27/93	N W	7-15, 15-10, 9-15, 15-13, 15-11
10/29/94	A L	3-15, 12-15, 5-15
11/16/94	H L	13-15, 5-15, 2-15
11/26/94	N L	6-15, 15-13, 5-15, 8-15
12/9/94	A L	11-15, 7-15, 5-15
9/27/95	H L	6-15, 5-15, 12-15
10/21/95	A L	4-15, 3-15, 2-15
10/9/96	H L	14-16, 10-15, 11-15
10/30/96	A L	4-15, 5-15, 11-15
10/8/97	A W	11-15, 15-9, 15-7, 6-15, 15-8
10/28/97	H W	15-4, 15-13, 15-12
11/4/98	A L	7-15, 5-15, 3-15
11/25/98	H L	10-15, 12-15, 12-15
10/9/99	A L	4-15, 5-15, 15-7, 7-15
11/10/99	H L	10-15, 15-9, 5-15, 11-15
9/27/00	H L	5-15, 6-15, 9-15

(Nebraska, cont.)

Date	Loc. Res.	Score by Games
11/4/00	A L	12-15, 3-15, 13-15
9/19/01	H L	27-30, 16-30, 23-30
11/21/01	A L	23-30, 17-30, 24-30
10/2/02	A L	23-30, 24-30, 16-30
10/30/02	H L	23-30, 20-30, 26-30
10/1/03	A L	22-30, 24-30, 16-30
11/26/03	H L	31-33, 30-15, 18-30, 26-30
9/22/04	H L	25-30, 25-30, 23-30
10/27/04	A L	29-31, 12-30, 23-30
9/17/05	H L	22-30, 20-30, 23-30
11/23/05	A L	19-30, 26-30, 19-30

Nevada-Reno (0-1)

Date	Loc. Res.	Score by Games
9/21/86	H L	4-15, 6-15, 3-15

New Mexico (1-3)

Date	Loc. Res.	Score by Games
9/12/86	A L	2-15, 3-15, 4-15
9/17/88	H L	15-6, 2-15, 15-11, 0-15, 7-15
9/23/88	A L	15-9, 7-15, 4-15, 10-15
9/10/99	A W	15-7, 15-7, 15-1

New Mexico State (1-0)

Date	Loc. Res.	Score by Games
9/18/98	H W	15-4, 15-8, 15-10

New Orleans (2-0)

Date	Loc. Res.	Score by Games
9/7/94	H W	15-3, 15-8, 15-8
9/9/00	A W	15-6, 14-16, 6-15, 15-8, 15-13

North Carolina (3-0)

Date	Loc. Res.	Score by Games
9/30/94	H W	15-12, 15-5, 15-5
9/7/96	A W	15-7, 7-15, 15-6, 7-15, 15-12
9/11/04	H W	30-22, 30-32, 30-23, 30-22

Northern Arizona (1-0)

Date	Loc. Res.	Score by Games
9/2/88	H W	15-10, 15-10, 12-15, 15-11

Northern Colorado (1-0)

ALL-TIME SERIES RESULTS



(Oklahoma, cont.)

Date	Loc. Res.	Score by Games
10/31/97	H W	16-14, 15-11, 15-12
10/2/98	A W	15-6, 15-9, 11-15, 15-3
10/24/98	H W	15-8, 15-9, 8-15, 15-4
9/22/99	A W	15-8, 15-3, 15-9
10/30/99	H W	15-6, 15-7, 9-15, 15-3
9/16/00	H W	15-8, 15-12, 15-5
10/25/00	A W	15-11, 15-9, 15-12
10/28/01	A W	30-21, 30-22, 30-23
11/17/01	H W	30-22, 30-25, 30-26
10/5/02	H W	30-16, 30-25, 28-30, 30-17
11/23/02	A W	30-27, 30-29, 30-25
10/15/03	H W	30-22, 30-24, 30-19
11/28/03	A W	30-28, 30-28, 30-22
10/16/04	A L	24-30, 30-16, 30-22, 20-30, 11-15
11/13/04	H W	30-24, 30-13, 30-24
9/24/05	A W	30-26, 24-30, 26-30, 30-27, 15-12
10/22/05	H W	30-24, 30-28, 30-25

Oral Roberts (3-1)

Date	Loc. Res.	Score by Games
11/7/86	A L	11-15, 6-15, 9-15
12/4/96	H W	15-9, 13-15, 15-7, 15-12
12/7/97	H W	13-15, 15-10, 14-16, 6-15, 15-12
9/2/01	H W	30-20, 30-25, 25-30, 30-28

Oregon (2-2)

Date	Loc. Res.	Score by Games
8/31/91	N L	7-15, 11-15, 17-15, 10-15
9/4/92	H W	15-11, 15-8, 15-9
9/12/03	H W	30-22, 30-23, 30-23
9/3/04	A L	24-30, 28-30, 25-30

Pacific (0-1)

Date	Loc. Res.	Score by Games
10/8/93	N L	6-15, 15-17, 2-15

Penn State (1-5)

Date	Loc. Res.	Score by Games
9/9/89	N W	10-15, 15-13, 15-11, 8-15, 15-13
9/8/90	A L	7-15, 4-15, 7-15
10/6/90	N L	7-15, 15-13, 10-15, 8-15
12/7/91	A L	15-8, 15-10, 11-15, 6-15, 11-15
12/9/93	N L	15-9, 14-16, 18-16, 8-15, 7-15
8/29/03	N L	30-26, 22-30, 27-30, 25-30

Pepperdine (2-0)

Date	Loc. Res.	Score by Games
9/16/89	H W	6-15, 15-11, 15-11, 15-4
9/13/91	N W	6-15, 15-2, 15-11, 7-15, 15-10

Pittsburgh (1-0)

Date	Loc. Res.	Score by Game
9/9/04	H W	30-26, 30-25, 30-23

Portland (0-1)

Date	Loc. Res.	Score by Games
8/30/91	A L	15-13, 1-9, 9-15, 14-16, 8-15

Purdue (1-0)

Date	Loc. Res.	Score by Games
9/9/89	A W	15-11, 9-15, 15-13, 6-15, 15-7

Regis (1-0)

Date	Loc. Res.	Score by Games
10/3/87	A W	16-14, 8-15, 15-13, 15-8

Rhode Island (2-1)

Date	Loc. Res.	Score by Games
9/13/86	N L	2-15, 9-15, 9-15
9/5/92	H W	15-1, 15-9, 15-3
8/30/03	N W	30-15, 30-24, 32-30

St. Louis (1-0)

Date	Loc. Res.	Score by Games
9/6/02	N W	30-18, 30-26, 30-23

St. Mary's (Calif.) (1-0)

Date	Loc. Res.	Score by Games
11/18/88	A W	15-8, 15-3, 15-8

St. Peter's (1-0)

Date	Loc. Res.	Score by Games
8/27/05	N W	30-11, 30-20, 30-23

San Diego (2-0)

Date	Loc. Res.	Score by Games
11/12/87	A W	1-15, 15-6, 12-15, 15-12, 15-7
9/10/04	H W	25-30, 30-32, 30-28, 30-21, 15-10

San Diego State (1-0)

Date	Loc. Res.	Score by Games
9/1/89	A W	8-15, 14-16, 15-7, 15-4, 15-8

San Jose State (1-1)

Date	Loc. Res.	Score by Games
9/8/89	N L	14-16, 11-15, 9-15
12/4/98	N W	15-12, 15-9, 15-9

San Francisco (1-1)

Date	Loc. Res.	Score by Games
11/19/88	A L	12-15, 13-15, 9-15
9/11/98	H W	15-1, 15-7, 15-8

Santa Clara (0-1)

Date	Loc. Res.	Score by Games
9/3/00	H L	15-13, 7-15, 15-12, 13-15, 4-15

South Carolina (1-0)

Date	Loc. Res.	Score by Games
9/15/89	H W	15-8, 15-10, 15-13

South Florida (1-0)

Date	Loc. Res.	Score by Games
9/23/89	N W	15-6, 15-7, 15-11

Southeast Missouri State (1-0)

Date	Loc. Res.	Score by Games
8/29/03	N W	31-29, 30-16, 30-21

Southern California (0-3)

Date	Loc. Res.	Score by Games
9/1/88	H L	13-15, 13-15, 5-15
11/14/92	N L	15-13, 6-15, 15-17, 13-15
9/7/97	A L	15-13, 12-15, 15-8, 5-15, 13-15

Stanford (0-7)

Date	Loc. Res.	Score by Games
9/6/87	H L	4-15, 5-15, 3-15
11/21/88	A L	12-15, 3-15, 9-15
9/6/91	H L	7-15, 8-15, 8-15
9/20/97	A L	10-15, 4-15, 4-15
12/12/97	A L	7-15, 3-15, 1-15
9/12/98	H L	10-15, 15-11, 8-15, 15-6, 5-15
9/8/05	H L	26-30, 28-30, 24-30

Tennessee (4-0)

Date	Loc. Res.	Score by Games
10/28/88	H W	15-7, 17-15, 12-15, 15-10
9/23/89	A W	15-8, 15-8, 15-3
11/29/90	A W	15-5, 15-10, 15-5
9/2/93	H W	15-6, 15-8, 15-5

Tennessee Tech (1-0)

Date	Loc. Res.	Score by Games
12/6/97	H W	15-4, 15-3, 15-7

Texas (8-16)

Date	Loc. Res.	Score by Games
9/3/89	H L	15-7, 15-11, 5-15, 10-15, 9-15
11/17/89	H L	11-15, 15-11, 3-15, 16-14, 12-15
11/1/91	A L	15-10, 6-15, 15-12, 7-15, 12-15
10/9/93	N L	16-14, 3-15, 13-15, 11-15
10/18/96	H L	9-15, 8-15, 15-11, 15-8, 11-15
11/30/96	A W	16-14, 7-15, 6-15, 15-12, 15-10
10/18/97	A L	8-15, 6-15, 8-15
11/28/97	H W	13-15, 15-8, 5-15, 15-13, 15-3
10/17/98	H L	11-15, 10-15, 15-9, 15-8, 8-15
11/20/98	A L	15-3, 14-16, 8-15, 5-15
10/13/99	H L	14-16, 11-15, 1-15
11/20/99	A L	15-9, 15-10, 9-15, 15-17, 13-15
10/18/00	H W	15-12, 15-9, 15-9
11/22/00	A W	15-5, 10-15, 15-13, 15-8
10/10/01	H W	30-17, 32-30, 33-31
11/14/01	A L	30-32, 24-30, 25-30
10/16/02	H L	28-30, 28-30, 24-30
11/6/02	A W	30-20, 20-30, 37-35, 30-20
10/4/03	H W	32-30, 30-28, 30-26
11/19/03	A W	32-30, 30-24, 32-30
9/18/04	A L	30-26, 30-20, 22-30, 20-30, 18-20
11/3/04	H L	19-30, 31-29, 17-30, 19-30
9/14/05	A L	16-30, 30-27, 22-30, 19-30
11/9/05	H L	27-30, 33-31, 23-30, 30-25, 15-17

Texas-Arlington (2-0)

Date	Loc. Res.	Score by Games
8/30/96	H W	15-5, 15-11, 15-4
9/13/02	H W	30-20, 30-28, 28-30, 30-16

Texas-El Paso (1-0)

Date	Loc. Res.	Score by Games
9/24/88	N W	15-3, 15-8, 15-4

Texas A&M (6-15)

Date	Loc. Res.	Score by Games
9/18/94	H L	14-16, 6-15, 15-4, 14-16
10/19/96	H L	15-17, 8-15, 11-15
11/29/96	A L	10-15, 12-15, 5-15
10/24/97	A L	15-7, 6-15, 10-15, 13-15
11/22/97	H L	8-15, 12-15, 15-2, 7-15
10/16/98	H W	15-12, 3-15, 15-2, 15-9
11/21/98	A L	11-15, 5-15, 15-5, 15-13, 10-15
10/23/99	A L	14-16, 16-14, 11-15, 7-15
11/24/99	H L	10-15, 11-15, 14-16
9/23/00	A L	7-15, 13-15, 15-13, 9-15
11/1/00	H W	15-13, 15-11, 15-12
10/3/01	A W	23-30, 24-30, 30-28, 30-24, 15-10
10/24/01	H L	19-30, 23-30, 24-30
9/21/02	H W	23-30, 30-22, 30-28, 28-30, 15-11
11/2/02	A L	24-30, 30-28, 25-30, 30-19, 5-15
9/24/03	A L	30-24, 28-30, 28-30, 30-26, 13-15
11/12/03	H W	30-25, 23-30, 31-29, 17-30, 15-12
10/20/04	H L	30-25, 28-30, 26-30, 21-30
11/7/04	A L	24-30, 23-30, 22-30
10/16/05	A W	20-30, 25-30, 30-26, 30-28, 15-10
11/19/05	H L	22-30, 30-28, 30-28, 23-30, 7-15

Texas Tech (17-3)

Date	Loc. Res.	Score by Games
10/25/96	A W	7-15, 15-8, 16-14, 11-15, 15-8
11/23/96	H W	15-11, 17-15, 15-9
10/24/97	H L	15-7, 6-15, 10-15, 13-15
11/22/97	A W	15-12, 15-3, 15-7
10/10/98	A W	15-11, 12-15, 15-8, 15-2
11/13/98	H W	15-11, 5-15, 15-4, 15-6

(Texas Tech, cont.)

Date	Loc. Res.	Score by Games
10/6/99	H W	17-15, 15-9, 15-10
11/13/99	A W	17-15, 14-16, 15-7, 12-15, 15-13
10/7/00	A W	15-3, 9-15, 6-15, 19-17, 15-6
11/15/00	H W	15-7, 10-15, 15-4, 12-15, 15-12
9/26/01	H W	30-24, 30-17, 30-22
11/3/01	A W	30-26, 24-30, 20-25, 30-28
10/19/02	A W	31-35, 36-34, 31-29, 30-26
11/20/02	H L	26-30, 24-30, 29-30
9/17/03	H W	30-22, 28-30, 30-20, 30-22
11/8/03	A W	30-17, 30-23, 30-25
9/29/04	A W	30-16, 30-21, 24-30, 30-24
10/30/04	H W	30-19, 32-30, 28-30, 30-28
10/8/05	A L	28-30, 25-30, 30-19, 30-26, 14-16
11/5/05	H W	30-25, 30-23, 30-19

Tulsa (0-1)

Date	Loc. Res.	Score by Games
10/24/86	N L	14-16, 15-17, 8-15

UCLA (0-2)

Date	Loc. Res.	Score by Games
11/13/92	A L	11-15, 6-15, 6-15
8/30/02	N L	15-30, 28-30, 30-26, 27-30

Utah (3-2)

Date	Loc. Res.	Score by Games
10/28/88	H W	15-7, 15-8, 15-8
9/13/96	H W	15-7, 16-14, 15-13
8/30/97	A W	15-11, 15-9, 15-9
12/2/99	N L	10-15, 6-15, 7-15
9/8/01	A L	30-22, 30-21, 27-30, 22-30, 10-15

Utah State (0-1)

Date	Loc. Res.	Score by Games
11/13/86	H L	9-15, 15-11, 7-15, 4-15

Villanova (2-0)

Date	Loc. Res.	Score by Games
9/6/97	N W	15-10, 13-15, 15-10, 15-3
9/14/03	H W	30-20, 30-20, 30-25

Virginia Tech (1-0)

Date	Loc. Res.	Score by Games
9/19/92	N W	15-10, 15-9, 15-12

Washington (1-1)

Date	Loc. Res.	Score by Games
9/14/91	A L	1-15, 10-15, 15-9, 14-16
9/1/94	H W	15-13, 7-15, 15-10, 16-14

Washington State (1-0)

Date	Loc. Res.	Score by Games
9/11/99	N W	12-15, 15-9, 15-11, 15-10

Weber State (1-0)

Date	Loc. Res.	Score by Games
9/4/90	H W	15-6, 15-10, 15-6

Western Kentucky (2-0)

Date	Loc. Res.	Score by Games
9/1/89	N W	15-6, 15-7, 15-5
9/16/92	H W	15-7, 15-1, 15-6



ALL-TIME BUFFS: A-C



Meaghan Barkman



Allison Barnes



Kelly Campbell



Meaghan Capra



Shana Bowen

Jennifer Anderson • #6 • S • 5-9 • Crescent City, Calif. (Del Norte)

Overall	MP-MS	GP	Kills	Err	Att	Pct.	KPG	Ast	APG	Ace	Digs	DPG	BS	BA	TB	BPG	Pts.	P/M
1993 (Fr.)	14-0	21	1	0	5	.200	.05	20	.95	2	5	.24	0	0	0	.00	3.0	-9.0
1994 (So.)	24-7	54	15	8	39	.179	.28	414	7.67	18	58	1.07	2	12	14	.26	41.0	17.0
1995 (Jr.)	23-2	58	8	8	26	.000	.14	226	3.90	7	58	1.00	0	7	7	.12	18.5	-17.5
TOTALS	61-9	133	24	16	70	.114	.18	660	4.96	27	121	.91	2	19	21	.16	62.5	-9.5

Meaghan Barkman • #2 • MB • 6-3 • Glen Ellyn, Ill. (Glenbard South)

Overall	MP-MS	GP	Kills	Err	Att	Pct.	KPG	Ast	APG	Ace	Digs	DPG	BS	BA	TB	BPG	Pts.	P/M
1999 (Fr.)	30-27	102	257	80	584	.303	2.52	13	.13	9	186	.09	18	116	134	1.31	342.0	217.0
2000 (So.)	29-26	105	312	108	734	.278	2.97	22	.21	9	223	2.12	20	145	165	1.57	413.5	257.5
2001 (Jr.)	30-29	107	346	85	725	.360	3.23	22	.21	5	172	1.61	19	132	151	1.41	436.0	326.5
2002 (Sr.)	30-29	107	305	116	751	.252	2.85	24	.22	21	184	1.72	12	103	115	1.07	389.5	237.5
TOTALS	119-113	421	1220	389	2794	.300	2.98	81	.19	44	765	1.81	69	496	565	1.34	1580.5	1038.5

Allison Barnes • #5 • S • 6-0 • Arlington, Texas (James Martin)

Overall	MP-MS	GP	Kills	Err	Att	Pct.	KPG	Ast	APG	Ace	Digs	DPG	BS	BA	TB	BPG	Pts.	P/M
2001-Fr.	28-16	83	27	14	93	.140	0.32	117	1.39	8	171	2.04	0	11	11	0.13	40.5	5.5
2002-So.	30-9	111	20	6	38	.368	0.18	230	2.07	30	177	1.59	0	10	10	0.09	55.0	14.0
2003-Jr.	31-29	101	73	22	164	.311	0.72	1042	10.32	33	203	2.01	1	22	23	0.23	118.0	68.0
2004-Sr.	26-2	82	6	0	10	.600	0.07	118	1.44	7	137	1.67	0	1	1	0.01	13.5	-0.5
TOTALS	115-56	377	126	42	305	.275	0.33	1507	4.00	78	688	1.82	1	44	45	0.12	227	87.0

Brenda Bauernfeind • #16 • DS • 5-8 • Thornton, Colo. (Adams City/UCCS)

Overall	MP-MS	GP	Kills	Err	Att	Pct.	KPG	Ast	APG	Ace	Digs	DPG	BS	BA	TB	BPG	Pts.	P/M
1994 (Sr.)	2-0	4	0	0	0	.000	.00	0	.00	0	4	1.00	0	0	0	.00	0.0	0.0

Melissa Bollinger • #10 • LS • 5-11 • Luverne, Minn. (Luverne)

Overall	MP-MS	GP	Kills	Err	Att	Pct.	KPG	Ast	APG	Ace	Digs	DPG	BS	BA	TB	BPG	Pts.	P/M
1986 (Fr.)	21-21	70	116	82	479	.071	1.66	5	.07	18	179	2.56	13	13	26	.37	153.5	-43.5

Karen Bossi • #1 • DS • 5-8 • Arvada, Colo. (Arvada West)

Overall	MP-MS	GP	Kills	Err	Att	Pct.	KPG	Ast	APG	Ace	Digs	DPG	BS	BA	TB	BPG	Pts.	P/M
1988 (Fr.)	29-0	87	4	2	26	.077	.05	18	.21	0	79	.91	1	0	1	.01	5.0	-13.0

Lara Bossow • #11 • OH • 6-0 • Vail, Colo. (Vail Mountain School)

Overall	MP-MS	GP	Kills	Err	Att	Pct.	KPG	Ast	APG	Aces	Digs	DPG	BS	BA	TB	BPG	Pts.	P/M
2003-Fr.	14-0	23	15	13	52	.038	0.65	0	0.00	0	4	0.17	1	12	13	0.57	22.0	5.0
2004-So.	28-26	98	163	55	385	.281	1.66	6	0.06	12	51	0.52	8	96	104	1.06	231.0	143.0
2005-Jr.	28-28	110	246	68	483	.369	2.24	10	0.09	22	59	0.54	4	81	85	0.77	312.5	206.5
TOTALS	70-54	231	424	136	920	.313	1.84	16	0.07	32	114	0.49	13	189	202	0.87	565.5	354.5

Shana Bowen • #16 • LS/MB • 6-2 • San Diego, Calif. (Scripps Ranch)

Overall	MP-MS	GP	Kills	Err	Att	Pct.	KPG	Ast	APG	Ace	Digs	DPG	BS	BA	TB	BPG	Pts.	P/M
1996 (Fr.)	19-1	35	28	12	65	.246	.80	2	.06	10	22	.63	2	10	12	.34	45.0	13.0
1997 (So.)	18-3	39	58	20	129	.295	1.49	4	.10	9	60	1.54	2	21	23	.59	79.5	45.5
1998 (Jr.)	26-12	67	168	50	343	.344	2.51	9	.13	13	102	1.52	6	61	67	1.00	207.5	157.5
1999 (Sr.)	29-28	97	278	182	876	.110	2.87	41	.42	24	269	2.77	3	43	46	.47	325.5	79.5
TOTALS	92-44	238	532	264	1413	.198	2.23	56	.23	56	453	1.90	13	135	148	.62	657.5	295.5

Kellie Bruce • #9 • LS • 6-0 • Fountain Valley, Calif. (Fountain Valley)

Overall	MP-MS	GP	Kills	Err	Att	Pct.	KPG	Ast	APG	Ace	Digs	DPG	BS	BA	TB	BPG	Pts.	P/M
1987 (Fr.)	26-7	72	87	53	242	.140	1.21	10	.14	18	79	1.10	1	6	7	.10	109.0	-26.0

Kathleen Bunce • #10 • MB • 6-0 • Laguna Beach, Calif. (Capistrano Valley/Loyola)

Overall	MP-MS	GP	Kills	Err	Att	Pct.	KPG	Ast	APG	Ace	Digs	DPG	BS	BA	TB	BPG	Pts.	P/M
1995 (Jr.)	28-13	101	77	36	193	.212	.76	6	.06	14	154	1.52	5	53	58	.57	122.5	55.5
1996 (Sr.)	29-6	95	81	20	207	.295	.85	5	.05	5	160	1.68	1	32	33	.35	103.0	55.0
TOTALS	57-19	196	158	56	400	.255	.81	11	.06	19	314	1.60	6	85	91	.46	225.5	110.5

Alexandra Buth • #8 • RS/Opp • 5-10 • East Grand Rapids, Mich. (East Grand Rapids)

Overall	MP-MS	GP	Kills	Err	Att	Pct.	KPG	Ast	APG	Ace	Digs	DPG	BS	BA	TB	BPG	Pts.	P/M
2005-Fr.	27-2	84	25	9	53	.302	0.30	6	0.07	28	44	0.52	0	5	5	0.06	55.5	-40.5

Wendy Callahan • #6 • LS • 5-11 • Parker, Colo. (Ponderosa/Montana State)

Overall	MP-MS	GP	Kills	Err	Att	Pct.	KPG	Ast	APG	Ace	Digs	DPG	BS	BA	TB	BPG	Pts.	P/M
1987 (Jr.)	29-28	100	173	97	534	.142	1.73	14	.14	14	161	1.61	16	45	61	.61	225.5	64.5
1988 (Sr.)	35-20	98	133	39	309	.304	1.36	7	.07	10	82	.84	21	42	63	.64	185.0	111.0
TOTALS	64-48	198	306	136	843	.202	1.54	21	.11	24	243	1.23	37	87	124	.63	410.5	175.5

Kelly Campbell • #3 • S • 6-1 • Corona Del Mar, Calif. (Corona Del Mar)

Overall	MP-MS	GP	Kills	Err	Att	Pct.	KPG	Ast	APG	Ace	Digs	DPG	BS	BA	TB	BPG	Pts.	P/M
1996 (Fr.)	29-29	103	126	36	301	.299	1.22	1519	14.75	15	308	2.99	8	48	56	.54	173.0	88.0
1997 (So.)	31-31	111	90	23	249	.269	.81	1582	14.25	23	282	2.54	4	66	70	.63	150.0	86.0
1998 (Jr.)	30-30	107	180	35	357	.406	1.68	1572	14.69	31	321	3.00	4	59	63	.59	244.5	157.5
1999 (Sr.)	30-30	110	196	54	438	.324	1.78	1555	14.14	23	336	3.05	7	68	75	.68	260.0	175.0
TOTALS	120-120	413	592	148	1345	.330	1.37	6228	14.45	92	1247	2.89	23	241	264	.61	827.5	506.5

Meaghan Capra • #2 • DS • 5-3 • Denver, Colo. (Marycrest)

Overall	MP-MS	GP	Kills	Err	Att	Pct.	KPG	Ast	APG	Ace	Digs	DPG	BS	BA	TB	BPG	Pts.	P/M
1986 (So.)	20-0	44	0	1	3	-.333	.00	1	.02	4	26	.59	0	0	0	.00	4.0	-10.0
1987 (Jr.)	15-0	37	0	0	4	.000	.00	0	.00	1	12	.80	0	0	0	.00	1.0	-9.0
1988 (Sr.)	17-0	27	0	0	2	.000	.00	3	.18	0	4	.24	0	0	0	.00	0.0	-4.0
TOTALS	52-0	108	0	1	9	-.111	.00	4	.04	5	42	.91	0	0	0	.00	5.0	-23.0

Nicole Carr • #10 • OH • 6-0 • Wauwatosa, Wis. (Wauwatosa East)

Overall	MP-MS	GP	Kills	Err	Att	Pct.	KPG	Ast	APG	Ace	Digs	DPG	BS	BA	TB	BPG	Pts.	P/M
2002-Fr.	30-22	97	178	130	522	.092	1.84	44	0.45	3	249	2.57	6	18	24	0.25	196.0	37.0
2003-So.	31-30	111	331	174	889	.177	2.98	46	0.41	25	388	3.50	9	29	38	0.34	379.5	161.5
2004-Jr.	28-27																	

ALL-TIME BUFFS: C-G



Anne Marie Cochran • #13 • DS • 5-7 • Saratoga, Calif. (Klein [Texas]/Foothill)

Overall	MP-MS	GP	Kills	Err	Att	Pct.	KPG	Ast	APG	Ace	Digs	DPG	BS	BA	TB	BPG	Pts.	P/M
1995 (So.)	4-0	7	0	0	0	.000	.00	0	.00	0	5	.71	0	0	0	.00	0.0	0.0

Denise Deluzio • #7 • RS • 5-11 • Arvada, Colo. (Pomona)

Overall	MP-MS	GP	Kills	Err	Att	Pct.	KPG	Ast	APG	Ace	Digs	DPG	BS	BA	TB	BPG	Pts.	P/M
1986 (So.)	12-4	30	20	9	78	.141	.67	1	.03	3	26	.87	0	3	3	.03	24.5	-9.5

Darla DeRuiter • #7 • MB • 6-1 • Gilchrist, Colo. (Valley/Colorado State)

Overall	MP-MS	GP	Kills	Err	Att	Pct.	KPG	Ast	APG	Ace	Digs	DPG	BS	BA	TB	BPG	Pts.	P/M
1988 (Sr.)	35-17	92	147	49	311	.315	1.60	5	.05	13	41	.45	28	33	61	.66	204.5	105.5

Brooke Donahue • #13 • DS • 5-8 • Manhattan Beach, Calif. (Mira Costa)

Overall	MP-MS	GP	Kills	Err	Att	Pct.	KPG	Ast	APG	Ace	Digs	DPG	BS	BA	TB	BPG	Pts.	P/M
2001 (Fr.)	25-0	56	0	0	4	.000	.00	4	.07	5	56	1.00	0	0	0	.00	5.0	-1.0

Karrie Downey • #10 • LS • 5-10 • La Mesa, Calif. (Helix)

Overall	MP-MS	GP	Kills	Err	Att	Pct.	KPG	Ast	APG	Ace	Digs	DPG	BS	BA	TB	BPG	Pts.	P/M
1991 (Fr.)	35-35	114	440	168	1108	.245	3.86	20	.18	45	371	3.25	15	41	56	.49	520.5	163.5
1992 (So.)	31-31	107	387	198	1022	.185	3.62	27	.25	31	303	2.83	15	37	52	.49	451.5	99.5
1993 (Jr.)	32-30	112	501	230	1259	.215	4.47	26	.23	44	414	3.70	22	35	57	.51	584.5	237.5
1994 (Sr.)	31-29	103	462	188	1276	.215	4.49	42	.41	32	452	4.39	31	35	66	.64	542.5	265.5
TOTALS	129-125	436	1790	784	4665	.216	4.11	115	.26	152	1,540	3.53	83	148	231	.53	2099.0	766.0

Pi'ikea Dudoit • #14 • LS • 5-11 • Honolulu, Hawai'i (Kamehameha)

Overall	MP-MS	GP	Kills	Err	Att	Pct.	KPG	Ast	APG	Ace	Digs	DPG	BS	BA	TB	BPG	Pts.	P/M
2001 (Fr.)	10-0	12	3	3	17	.000	.25	4	.33	0	1	.08	0	5	5	.42	5.5	-.5

Kelly Eddy • #3 • MB • 5-11 • Golden, Colo. (Longmont)

Overall	MP-MS	GP	Kills	Err	Att	Pct.	KPG	Ast	APG	Ace	Digs	DPG	BS	BA	TB	BPG	Pts.	P/M
1986 (Fr.)	15-15	48	40	28	133	.090	.83	8	.17	0	30	.63	19	21	40	.83	69.5	17.5

Katie Elfsten • #8 • LS • 5-8 • Laguna Beach, Calif. (Laguna Beach)

Overall	MP-MS	GP	Kills	Err	Att	Pct.	KPG	Ast	APG	Ace	Digs	DPG	BS	BA	TB	BPG	Pts.	P/M
1988 (Fr.)	17-0	46	0	2	3	-.667	.00	1	.02	5	28	.61	0	0	0	.00	5.0	-8.0

Kacey Engel • #17 • MB • 6-1 • Arvada, Colo. (Arvada West)

Overall	MP-MS	GP	Kills	Err	Att	Pct.	KPG	Ast	APG	Ace	Digs	DPG	BS	BA	TB	BPG	Pts.	P/M
1992 (Fr.)	1-0	1	0	0	0	—	.00	0	.00	0	0	.00	0	0	0	.00	0.0	-1.0
1993 (Rfr.)	13-0	15	16	9	51	.137	1.07	4	.33	3	3	.20	1	5	6	.40	22.5	7.5
1994 (So.)	3-0	3	4	2	8	.250	1.33	0	.00	0	2	.67	0	1	1	.33	4.5	.5
TOTALS	16-0	18	20	11	59	.153	1.11	4	.22	3	5	.28	1	6	7	.39	27.0	7.0

Engel received a medical hardship in the 1992 overall.

Kristin (Dorsch) Engelking • #8 • MB • 5-11 • Cypress, Texas (Cypress Fairbanks)

Overall	MP-MS	GP	Kills	Err	Att	Pct.	KPG	Ast	APG	Ace	Digs	DPG	BS	BA	TB	BPG	Pts.	P/M
1996 (Fr.)	26-1	73	81	44	201	.184	1.11	25	.34	6	66	.90	4	18	22	.30	100.0	23.0
1997 (So.)	29-5	59	116	66	334	.150	1.97	8	.07	5	98	1.66	3	11	14	.24	129.5	24.5
1998 (Jr.)	30-29	105	350	105	690	.355	3.33	15	.14	7	104	.99	17	109	126	1.20	428.5	323.5
1999 (Sr.)	30-29	105	377	114	744	.353	3.59	19	.18	16	188	1.79	5	77	82	.78	436.5	277.5
TOTALS	115-64	342	924	329	1969	.302	2.70	67	.19	34	456	1.33	29	215	244	.71	1094.5	648.5

Sara Fredrickson • #8 • MB/RS • 6-0 • Pagosa Springs, Colo. (Pagosa Springs/UCSB)

Overall	MP-MS	GP	Kills	Err	Att	Pct.	KPG	Ast	APG	Ace	Digs	DPG	BS	BA	TB	BPG	Pts.	P/M
2000 (So.)	24-7	54	53	31	148	.149	.98	19	.35	1	54	1.06	3	27	30	.59	70.5	31.5
2001 (Jr.)	23-0	36	37	20	90	.189	1.03	2	.06	5	18	.53	2	24	26	.79	56.0	33.0
2002 (Sr.)	22-8	61	105	68	326	.113	1.72	20	.33	11	94	1.54	8	19	27	.44	133.5	34.5
TOTALS	69-15	151	195	119	564	.136	1.29	41	.27	17	166	1.09	13	70	83	.55	260.0	99.0

Monique Gerlach • #15 • MB • 5-11 • Monarch Beach, Calif. (Santa Margarita Catholic)

Overall	MP-MS	GP	Kills	Err	Att	Pct.	KPG	Ast	APG	Ace	Digs	DPG	BS	BA	TB	BPG	Pts.	P/M
2000-Fr.	21-18	73	245	79	531	.313	3.36	16	0.22	19	114	1.56	9	70	79	1.08	308.0	196.0
2001-So.	30-30	107	387	111	803	.344	3.62	20	0.19	20	212	1.98	15	76	91	0.85	460.0	304.0
2002-Jr.	30-30	111	419	128	879	.331	3.77	29	0.26	29	167	1.50	10	82	92	0.83	499.0	315.0
2003-Sr.	31-31	111	376	120	799	.320	3.39	30	0.27	31	254	2.29	16	77	93	0.84	461.5	253.5
TOTALS	112-109	402	1427	438	3012	.328	3.55	95	0.24	99	747	1.86	50	305	355	0.88	1728.5	1069.5

Mallori Gibson • #77 • OH • 5-11 • Bakersfield, Calif. (Foothill)

Overall	MP-MS	GP	Kills	Err	Att	Pct.	KPG	Ast	APG	Ace	Digs	DPG	BS	BA	TB	BPG	Pts.	P/M
2005-Fr.	5-0	8	6	8	27	.071	0.00	0	0.00	0	3	0.38	0	2	2	0.25	7.0	-4.0

Susan Gillette • #1 • S • 5-7 • Northglenn, Colo. (Northglenn/Idaho)

Overall	MP-MS	GP	Kills	Err	Att	Pct.	KPG	Ast	APG	Ace	Digs	DPG	BS	BA	TB	BPG	Pts.	P/M
1986 (So.)	21-	70	76	23	266	.124	1.09	306	4.37	19	192	2.74	11	27	38	.54	119.5	20.5

Kristine Gira • #5 • LS • 5-10 • Littleton, Colo. (Heritage)


Overall	MP-MS	GP	Kills	Err	Att	Pct.	KPG	Ast	APG	Ace	Digs	DPG	BS	BA	TB	BPG	Pts.	P/M
1986 (Fr.)	21-16	67	46	43	191	.016	.74	11	.18	8	107	1.73	12	17	29	.43	74.5	-57.5
1987 (So.)	26-0	52	3	3	24	.000	.06	4	.08	12	106	2.04	0	2	2	.04	4.0	-14.0
TOTALS	47-16	109	49	46	215	.014	.45	15	.14	20	213	1.95	12	19	31	.28	78.5	-71.5

Elizabeth Gower • #11 • S/RS • 6-0 • Naperville, Ill. (Naperville Central)

Overall	MP-MS	GP	Kills	Err	Att	Pct.	KPG	Ast	APG	Ace	Digs	DPG	BS	BA	TB	BPG	Pts.	P/M
1999 (Fr.)	30-30	107	208	93	595	.193	1.94	108	1.01	32	313	2.93	3	59	62	.58	272.5	116.5
2000 (So.)	29-29	106	203	57	491	.297	1.92	1399	13.20	24	288	2.72	6	85	91	.86	275.5	159.5
2001 (Jr.)	30-30	109	214	56	523	.302	1.96	1312	12.04	23	243	2.23	3	64	67	.61	272.0	169.0
2002 (Sr.)	29-29	109	176	61	490	.235	1.61	1115	10.23	18	240	2.20	7	49	56	.51	225.5	128.5
TOTALS	118-118	431	801	267	2099	.256	1.85	3934	9.12	97	1084	2.51	19	257	276	.64	1043.5	571.5

Allie Griffin • #9 • MB • 6-0 • Baton Rouge, La. (Sante Fe Christian, San Diego, Calif.)

Overall	MP-MS	GP	Kills	Err	Att	Pct.	KPG	Ast	APG	Ace	Digs	DPG	BS	BA	TB	BPG	Pts.	P/M
2002-Fr.	16-1	29	34	16	79	.228	1.17	5	0.17	1	4	0.14	1	11	12	0.41	41.5	22.5
2003-So.	31-31	111	343	170	834	.207	3.09	61	0.55	5	172	1.55	14	72	86	0.77	398.0	203.0
2004-Jr.	28-28	99	420	180	934	.257	4.24	58	0.59	18	231	2.33	6	85	91	0.92	487.5	215.5
2005-Sr.	27-26	106	486	191	1016	.290	4.58	62	0.58	6	213	2.01	5	72	77	0.73	533.0	296.0
TOTALS	102-86	345	1283	557	2863	.254	3.72	186	0.54	30	620	1.80	26	240	266	0.77	1460.0	737.0



Monique Gerlach



Karrie Downey



Kristen Engelking





ALL-TIME BUFFS: H-M



Amy Hulstrom



Diane Jiohnson



Michele Kohler




Sarah Lodge



Tegan Lynch



Susan Magda



Alison Koepke

Cory Hayes • #5 • MB • 6-2 • Houston, Texas (Clements)

Overall	MP-MS	GP	Kills	Err	Att	Pct.	KPG	Ast	APG	Ace	Digs	DPG	BS	BA	TB	BPG	Pts.	P/M
*1998 (Fr.)	1-0	1	2	1	3	.333	2.00	0	.00	0	0	.00	0	1	1	1.00	2.5	1.5
1999 (RFr.)	7-0	10	16	12	43	.093	1.60	0	.00	0	13	1.30	0	6	6	.60	19.0	4.0
TOTALS	8-0	11	18	13	46	.108	1.63	0	.00	0	13	1.18	0	7	7	.636	21.5	5.5

*-Hayes received a Medical Redshirt after playing in the 1998 season.

Drew Hays • #1 • IS • 6-0 • Amarillo, Texas (Amarillo HS)

Overall	MP-MS	GP	Kills	Err	Att	Pct.	KPG	Ast	APG	Ace	Digs	DPG	BS	BA	TB	BPG	Pts.	P/M
2002 (Fr.)	21-10	54	68	38	192	.156	1.26	13	.24	6	13	.24	2	19	21	.39	85.5	22.5

Amy Hulstrom • #12 • MB • 6-0 • Broomfield, Colo. (Northglenn)

Overall	MP-MS	GP	Kills	Err	Att	Pct.	KPG	Ast	APG	Ace	Digs	DPG	BS	BA	TB	BPG	Pts.	P/M
1986 (So.)	21-21	70	84	35	240	.204	1.20	9	.13	12	89	1.27	59	40	99	1.41	175.0	65.0
1987 (Jr.)	24-2	52	9	10	47	-.021	.17	3	.06	0	24	.46	3	7	10	.19	15.5	-7.5
TOTALS	45-23	122	93	45	287	.167	.76	12	.10	12	113	.93	62	67	129	1.06	190.5	57.5

Tiffany Jestadt • #5 • RS • 6-0 • Scottsdale, Ariz. (Chaparral)

Overall	MP-MS	GP	Kills	Err	Att	Pct.	KPG	Ast	APG	Ace	Digs	DPG	BS	BA	TB	BPG	Pts.	P/M
1989 (Fr.)	29-4	53	53	32	174	.121	1.00	10	.19	12	99	1.87	0	21	21	.40	75.5	21.5
1990 (So.)	35-32	123	415	166	1012	.246	3.37	62	.50	29	306	2.49	31	60	91	.74	505.0	256.0
1991 (Jr.)	30-30	89	245	86	589	.270	2.75	39	.44	9	196	2.20	9	41	50	.56	283.5	144.5
TOTALS	104-66	265	713	284	1775	.242	2.69	111	.42	50	601	2.27	40	122	162	.61	864.0	422.0

Diane Johnson • #6 • LS • 5-11 • Los Altos, Calif. (Los Altos/Metro State)

Overall	MP-MS	GP	Kills	Err	Att	Pct.	KPG	Ast	APG	Ace	Digs	DPG	BS	BA	TB	BPG	Pts.	P/M
1989 (Jr.)	30-3	61	94	41	235	.226	1.54	4	.07	12	78	1.28	3	6	9	.15	112.0	19.0
1990 (Sr.)	15-3	29	33	24	109	.083	1.14	2	.07	8	44	1.52	4	2	6	.21	46.0	-4.0
TOTALS	45-6	90	124	65	244	.242	1.38	6	.07	20	122	1.36	7	8	15	.17	158.0	15.0

Alison Koepke • #12 • MB • 6-3 • Walnut Creek, Calif. (Monte Vista)

Overall	MP-MS	GP	Kills	Err	Att	Pct.	KPG	Ast	APG	Ace	Digs	DPG	BS	BA	TB	BPG	Pts.	P/M
1994 (Fr.)	24-10	71	72	17	159	.346	1.01	12	.17	6	47	.67	10	51	61	.86	113.5	52.5
1995 (So.)	28-26	105	148	70	413	.295	1.41	40	.38	24	98	.93	14	128	142	1.35	250.0	96.0
1996 (Jr.)	26-25	90	190	67	471	.257	2.11	14	.16	20	101	1.12	14	80	94	1.04	264.0	130.0
1997 (Sr.)	30-30	108	292	97	681	.286	2.70	12	.11	23	194	1.80	23	121	144	1.33	398.5	226.5
TOTALS	108-91	374	702	251	1724	.262	1.88	78	.21	77	440	1.18	61	380	441	1.18	1026.0	505.0

Michele Kohler • #18 • LS • 5-9 • Oak Lawn, Ill. (H.L. Richards)

Overall	MP-MS	GP	Kills	Err	Att	Pct.	KPG	Ast	APG	Ace	Digs	DPG	BS	BA	TB	BPG	Pts.	P/M
1989 (Fr.)	33-26	106	207	112	708	.134	1.95	11	.10	34	308	2.91	3	24	27	.25	256.0	50.0
1990 (So.)	34-29	117	357	174	1098	.167	3.05	12	.10	32	416	3.56	4	9	13	.11	397.5	120.5
1991 (Jr.)	35-35	114	297	118	888	.202	2.61	8	.07	35	351	3.08	2	13	15	.13	340.5	138.5
1992 (Sr.)	31-31	107	364	177	1092	.171	3.40	17	.16	44	371	3.47	8	18	26	.24	425.0	157.0
TOTALS	133-121	444	1225	581	3786	.170	2.75	48	.10	145	1446	3.25	17	64	81	.18	1419.0	466.0

Sarah Lodge • #4 • LS • 5-11 • Houston, Texas (Cypress Creek)

Overall	MP-MS	GP	Kills	Err	Att	Pct.	KPG	Ast	APG	Ace	Digs	DPG	BS	BA	TB	BPG	Pts.	P/M
1995 (Fr.)	28-19	97	265	125	761	.184	2.73	18	.19	34	161	1.66	4	51	55	.57	328.5	80.5
1996 (So.)	28-28	94	416	197	1027	.213	4.43	37	.39	30	277	2.95	9	33	42	.47	471.5	158.5
1997 (Jr.)	31-31	110	528	252	1247	.221	4.80	27	.25	19	322	2.93	13	46	59	.54	583.0	223.0
1998 (Sr.)	30-28	105	372	186	991	.188	3.54	53	.50	13	321	3.06	9	51	60	.57	419.5	244.5
TOTALS	117-106	406	1581	760	4026	.204	3.89	134	.33	96	1081	2.66	35	181	216	.53	1802.5	706.5

Tegan Lynch • #2 • RS • 6-0 • Aptos, Calif. (Aptos)

Overall	MP-MS	GP	Kills	Err	Att	Pct.	KPG	Ast	APG	Ace	Digs	DPG	BS	BA	TB	BPG	Pts.	P/M
1995 (Fr.)	27-19	92	152	67	546	.156	1.65	9	.10	13	196	2.13	2	20	22	.24	177.0	27.0
1996 (So.)	29-29	98	211	102	557	.196	2.15	44	.45	10	297	3.03	2	41	43	.44	243.5	47.5
1997 (Jr.)	31-31	110	329	127	754	.268	2.99	113	1.03	10	345	3.14	1	67	68	.62	373.5	183.5
1998 (Sr.)	30-30	107	332	127	813	.252	3.10	137	1.28	14	378	3.53	5	69	74	.69	385.5	254.5
TOTALS	117-109	407	1024	423	2670	.225	2.52	303	.74	47	1216	2.99	10	197	207	.51	1179.5	512.5

Susan Magda • #15 • LS • 5-8 • Arvada, Colo. (Arvada/Hastings)

Overall	MP-MS	GP	Kills	Err	Att	Pct.	KPG	Ast	APG	Ace	Digs	DPG	BS	BA	TB	BPG	Pts.	P/M
1987 (Jr.)	27-24	91	184	124	599	.100	2.02	4	.04	12	106	1.16	3	12	15	.16	205.0	-48.0
1988 (Sr.)	35-34	121	432	203	1098	.209	3.57	12	.10	26	285	2.36	19	28	47	.39	491.0	91.0
TOTALS	62-58	212	616	327	1797	.161	2.91	16	.08	38	391	1.84	22	40	62	.29	696.0	43.0

Lynsey Mann • #1 • MB • 6-3 • Highlands Ranch, Colo. (Fountain-Ft. Carson/Western State)

Overall	MP-MS	GP	Kills	Err	Att	Pct.	KPG	Ast	APG	Ace	Digs	DPG	BS	BA	TB	BPG	Pts.	P/M
2004-Jr.	9-0	12	10	3	18	.389	0.83	0	0.00	0	3	0.25	2	6	8	0.67	15.0	11.0
2005-Sr.	19-0	41	36	14	76	.289	0.88	0	0.00	0	4	0.10	5	26	31	0.76	54.0	40.0
TOTALS	28-0	53	46	17	94	.308	0.87	0	0.00	0	7	0.13	4	32	39	0.74	68.0	51.0

Kelly Masumiya • #6 • DS • 5-3 • Highlands Ranch, Colo. (Smoky Hills HS)

Overall	MP-MS	GP	Kills	Err	Att	Pct.	KPG	Ast	APG	Ace	Digs	DPG	BS	BA	TB	BPG	Pts.	P/M
2002-Fr.	20-7	50	2	0	2	1.000	0.04	1	0.02	1	19	0.38	0	0	0	0.00	3.0	-7.0
2003-So.	21-0	37	0	0	1	.000	0.00	5	0.14	5	26	0.70	0	0	0	0.00	5.0	-2.0
2004-Jr.	24-0	63	1	0	2	.500	0.02	7	0.11	5	73	1.16	0	0	0	0.00	6.0	-28.0
2005-Sr.	22-2	80	0	2	2	-1.000	0.00	5	0.06	13	111	1.39	0	0	0	0.00	13.0	-4.0
TOTALS	90-9	230	3	2	7	.142	0.01	18	0.08	24	229	0.99	0	0	0	0.00	24.0	-41.0

Jennifer Meeker • #15 • LS • 5-10 • Mesa, Ariz. (Mountain View)

Overall	MP-MS	GP	Kills	Err	Att	Pct.	KPG	Ast	APG	Ace	Digs	DPG	BS	BA	TB	BPG	Pts.	P/M
1989 (Fr.)	32-14	101	28	21	96	.073	.28	6	.06	24	168	1.66	0	3	3	.03	53.5	-44.5
1990 (So.)	28-4	59	58	50	200	.040	.98	3	.05	8	105	1.00	4	7	11	.19	7	

ALL-TIME BUFFS: M-R



Stacy Metro • #2 • S • 6-1 • Lakewood, Calif. (Mayfair)

Overall	MP-MS	GP	Kills	Err	Att	Pct.	KPG	Ast	APG	Ace	Digs	DPG	BS	BA	TB	BPG	Pts.	P/M
1989 (Fr.)	18-1	27	16	6	48	.208	.59	24	.89	2	9	.33	2	8	10	.37	24.0	-2.0

Krislen Morgado • #13 • DS • 5-6 • Pearl City, Hawai'i (Punahou)

Overall	MP-MS	GP	Kills	Err	Att	Pct.	KPG	Ast	APG	Aces	Digs	DPG	BS	BA	TB	BPG	Pts.	P/M
2003-Fr.	1-0	1	0	0	0	.000	0.00	0	0	0	1	1.00	0	0	0	0.00	0.0	0.0
2004-Jr.	5-0	6	0	0	0	.000	0.0	0	0.0	0	2	0.33	0	0	0	0.0	0.0	0.0
Totals	6-0	7	0	0	0	.000	0.0	0	0.0	0	3	0.43	0	0	0	0.0	0.0	0.0

Tina Murray • #4 • LS • 5-7 • Calumet City, Ill. (Thornwood)

Overall	MP-MS	GP	Kills	Err	Att	Pct.	KPG	Ast	APG	Ace	Digs	DPG	BS	BA	TB	BPG	Pts.	P/M
1987 (Fr.)	29-29	101	270	150	878	.137	2.67	9	.09	43	272	2.69	5	11	16	.16	323.5	23.5
1988 (So.)	35-35	120	262	133	796	.162	2.18	11	.09	47	393	3.28	11	22	33	.28	331.0	71.0
1989 (Jr.)	33-32	116	449	162	1225	.234	3.87	21	.18	29	368	3.17	11	24	35	.30	501.0	232.0
1990 (Sr.)	35-33	123	377	140	1212	.196	3.07	11	.09	34	490	3.98	3	9	12	.10	418.5	171.5
TOTALS	132-129	460	1358	585	4111	.188	2.95	52	.11	153	1523	3.31	30	66	96	.73	1574.0	498.0

Amber Nu'u • #3 • OH/L • 5-11 • Aurora, Colo. (Smoky Hill)

Overall	MP-MS	GP	Kills	Err	Att	Pct.	KPG	Ast	APG	Aces	Digs	DPG	BS	BA	TB	BPG	Pts.	P/M
2003-Fr.	26-7	88	81	47	235	.145	0.92	27	0.31	6	175	1.99	0	3	3	0.03	88.5	-18.5
2004-So.	25-10	55	122	59	323	.195	2.22	18	0.33	7	97	1.76	3	9	12	0.22	136.5	41.5
TOTALS	51-17	143	203	106	558	.174	1.42	45	0.31	13	272	1.90	3	12	15	0.10	225.0	23.0

Ashley Nu'u • #2 • S • 5-10 • Aurora, Colo. (Smoky Hill)

Overall	MP-MS	GP	Kills	Err	Att	Pct.	KPG	Ast	APG	Aces	Digs	DPG	BS	BA	TB	BPG	Pts.	P/M
2003-Fr.	22-2	60	56	14	135	.311	0.93	369	6.15	1	56	0.93	18	30	48	0.80	90.0	63.0
2004-So.	28-28	94	119	36	240	.346	1.26	1146	12.19	14	144	1.53	8	55	63	0.67	168.5	82.5
2005-Jr.	28-28	110	113	33	259	.309	1.03	1448	13.16	12	194	1.76	6	62	68	0.62	162.0	77.0
TOTALS	78-58	264	288	82	634	.325	1.09	2963	11.22	27	394	1.49	32	147	179	0.68	421.0	222.5

Courtney Owens • #15 • LS • 5-9 • Newport Beach, Calif. (Calvary Chapel)

Overall	MP-MS	GP	Kills	Err	Att	Pct.	KPG	Ast	APG	Ace	Digs	DPG	BS	BA	TB	BPG	Pts.	P/M
1995 (Fr.)	27-1	82	32	19	111	.117	.39	3	.04	11	92	1.12	1	1	2	.02	44.5	-1.5
1996 (So.)	27-1	90	65	38	201	.134	.72	19	.21	13	114	1.27	4	5	9	.10	84.5	-2.5
1997 (Jr.)	31-26	103	295	161	840	.160	2.86	24	.23	14	279	2.71	6	31	37	.36	330.5	104.5
1998 (Sr.)	30-30	106	399	221	1175	.151	3.76	47	.44	31	342	3.27	9	47	56	.53	457.5	237.5
TOTALS	115-58	381	791	439	2327	.151	2.08	93	.24	69	827	2.17	20	84	104	.27	917.0	338.0

Shannon Parke • #13 • OH • 5-10 • Manhattan Beach, Calif. (Mira Costa)

Overall	MP-MS	GP	Kills	Err	Att	Pct.	KPG	Ast	APG	Ace	Digs	DPG	BS	BA	TB	BPG	Pts.	P/M
1992 (Fr.)	22-2	38	24	13	74	.149	.63	2	.05	6	30	.79	0	1	1	.03	30.5	-13.5
1993 (So.)	29-9	78	44	8	98	.367	.56	8	.10	9	68	.87	3	1	4	.05	56.5	21.5
1994 (Jr.)	29-0	85	12	4	41	.195	.14	8	.09	9	100	1.18	4	8	12	.14	29.0	-18.0
TOTALS	80-11	201	80	25	213	.258	.40	18	.09	24	198	.99	7	10	17	.08	116.0	-10.0

Haley Pilkington • #3 • DS • 5-5 • Fort Collins, Colo. (Fort Collins)

Overall	MP-MS	GP	Kills	Err	Att	Pct.	KPG	Ast	APG	Ace	Digs	DPG	BS	BA	TB	BPG	Pts.	P/M
2001 (Fr.)	6-0	7	0	1	1	1.000	.00	0	.00	0	5	.71	0	0	0	.00	0.0	-2.0

Kelly Prahm • #1 • MB • 5-9 • Los Altos, Calif. (St. Francis)

Overall	MP-MS	GP	Kills	Err	Att	Pct.	KPG	Ast	APG	Ace	Digs	DPG	BS	BA	TB	BPG	Pts.	P/M
1992 (Rfr.)	12-0	21	14	7	38	.184	.67	0	.00	2	13	.62	3	11	14	.67	24.5	13.5
1994 (Jr.)	7-0	9	3	1	8	.250	.33	1	.11	0	4	.44	0	0	0	.00	3.0	0.0
TOTALS	19-0	30	17	8	46	.196	.57	1	.03	2	17	.57	3	11	14	.47	27.5	13.5

Prahm redshirted in 1991 and was injured for the entire season in 1993.

Josee Roberge • #6 • RS • 6-3 • St-Georges, Quebec (Polyvante St.-Georges)

Overall	MP-MS	GP	Kills	Err	Att	Pct.	KPG	Ast	APG	Ace	Digs	DPG	BS	BA	TB	BPG	Pts.	P/M
1998 (Rfr.)	5-0	6	7	2	17	.294	1.17	1	.17	0	6	1.00	0	3	3	.50	8.5	6.5
1999 (So.)	16-1	27	33	22	99	.111	1.22	9	.33	3	32	1.14	1	8	9	.33	41.0	-1.0
2000 (Jr.)	28-9	83	134	63	374	.190	1.61	45	.54	5	70	.84	6	61	67	.81	175.5	101.5
2001 (Sr.)	30-4	100	110	57	313	.169	1.11	36	.36	0	37	.37	9	78	86	.87	157.5	91.5
TOTALS	79-14	216	284	144	803	.174	1.33	91	.42	8	145	.67	16	149	165	.76	382.5	198.5

Josee Roberge redshirted the 1997 season.

Sylvie Roberge • #9 • MB • 6-3 • St-Georges, Quebec (Jesus St. Marie)

Overall	MP-MS	GP	Kills	Err	Att	Pct.	KPG	Ast	APG	Ace	Digs	DPG	BS	BA	TB	BPG	Pts.	P/M
1998 (Rfr.)	8-0	8	11	2	18	.500	1.38	0	.00	0	0	.00	0	3	3	.38	12.5	10.5
1999 (So.)	19-1	37	77	18	156	.378	2.08	0	.00	0	11	.30	3	19	22	.59	89.5	62.5
2000 (Jr.)	9-6	36	105	37	237	.287	2.92	3	.08	0	10	.28	3	35	38	1.06	125.5	83.5
TOTALS	36-7	81	193	57	411	.331	2.38	3	.04	0	21	.26	6	57	63	.77	227.5	156.5


Josee Roberge redshirted the 1997 season.

Buffy Romero • #17 • LS/S • 5-11 • Long Beach, Calif. (Long Beach Wilson)

Overall	MP-MS	GP	Kills	Err	Att	Pct.	KPG	Ast	APG	Ace	Digs	DPG	BS	BA	TB	BPG	Pts.	P/M
1988 (Fr.)	33-1	89	4	5	18	-.056	.05	0	.00	3	43	.48	1	1	2	.02	8.5	-6.5
1989 (So.)	20-2	46	7	1	16	.375	.15	34	.74	3	48	1.04	0	2	2	.04	11.0	-3.0
1990 (Jr.)	32-9	82	22	3	59	.322	.27	195	2.38	3	108	1.32	5	13	18	.22	36.5	19.5
1991 (Sr.)	3-0	8	1	0	1	1.000	.13	34	4.25	2	7	.88	0	3	3	.38	4.5	4.5
TOTALS	88-12	225	34	9	94	.266	.15	263	1.17	11	206	.92	6	19	25	.11	60.5	14.5

Sonja Russell • #10 • LS • 5-11 • Poway, Calif. (Poway)

Overall	MP-MS	GP	Kills	Err	Att	Pct.	KPG	Ast	APG	Ace	Digs	DPG	BS	BA	TB	BPG	Pts.	P/M
1998 (Fr.)	29-3	86	65	37	178	.157	.76	18	.21	10	138	1.60	0	7	7	.08	78.5	41.5
1999 (So.)	30-29	107	427	243	1169	.157	3.99	45	.42	20	375	3.50	0	44	44	.41	469.0	170.0
2000 (Jr.)	29-29	106	425	214	1155	.183	4.01	60	.57	15	406	3.83	3	47	50	.47	466.5	172.5
2001 (Sr.)	27-27	99	320	192	878	.146	3.23	82	.83	14	352	3.56	4	42	46	.47	359.0	85.0
TOTALS	115-88	398	1237	686	3380	.163	3.11	205	.51	59	1271	3.19	7	140	147	.36	1373.0	469.0



Courtney Owens



Tina Murray



Shannon Parke



Josee Roberge





ALL-TIME BUFFS: S-V



Stephanie Salgado



Melissa Schutz

Stephanie Salgado • #16 • RS • 6-1 • Yucaipa, Calif. (Yucaipa)

Overall	MP-MS	GP	Kills	Err	Att	Pct.	KPG	Ast	APG	Ace	Digs	DPG	BS	BA	TB	BPG	Pts.	P/M
1987 (Fr.)	28-24	92	121	91	395	.076	1.33	16	.17	32	74	.80	23	41	64	.70	196.5	12.5
1988 (So.)	35-33	122	389	155	879	.266	3.19	41	.34	55	192	1.57	27	59	86	.70	500.5	231.5
1989 (Jr.)	33-28	110	257	113	661	.218	2.34	35	.32	35	255	2.32	11	60	71	.65	333.0	156.0
1990 (Sr.)	17-8	44	65	31	192	.177	1.48	10	.23	7	84	1.91	9	14	23	.52	97.5	40.5
TOTALS	113-93	368	832	390	2127	.208	2.27	102	.28	129	605	1.64	70	174	244	.66	1127.5	440.5

Maragda Santillana • #4 • OH • 6-4 • Barcelona, Spain (Ses Joaquim Blume)

Overall	MP-MS	GP	Kills	Err	Att	Pct.	KPG	Ast	APG	Ace	Digs	DPG	BS	BA	TB	BPG	Pts.	P/M
2002-Fr.	28-14	83	177	86	444	.205	2.13	19	0.23	1	53	0.64	12	53	65	0.78	216.5	110.5
2003-So.	30-25	95	324	167	778	.202	3.41	14	0.15	19	165	1.74	24	29	53	0.56	381.5	172.5
2004-Jr.	19-19	66	275	96	650	.275	4.17	17	0.26	0	128	1.94	13	25	38	0.58	300.5	175.5
TOTALS	77-58	244	786	349	1872	.233	3.22	50	0.20	20	346	1.42	49	107	156	0.64	898.5	458.5

Lauren Schaefer • #4 • MB • 6-3 • Mountain View, Calif. (Los Altos)

Overall	MP-MS	GP	Kills	Err	Att	Pct.	KPG	Ast	APG	Ace	Digs	DPG	BS	BA	TB	BPG	Pts.	P/M
2005-Fr.	28-26	103	154	65	367	.243	1.50	5	0.05	0	20	0.19	11	77	88	0.85	203.5	130.5

Melissa Schutz • #7 • MB • 6-0 • Newport Beach, Calif. (Newport Beach)

Overall	MP-MS	GP	Kills	Err	Att	Pct.	KPG	Ast	APG	Ace	Digs	DPG	BS	BA	TB	BPG	Pts.	P/M
1995 (Fr.)	13-13	50	135	39	295	.325	2.70	7	.14	19	94	1.88	9	33	42	.84	179.5	112.5
1996 (So.)	28-26	93	255	93	584	.277	2.74	12	.13	23	131	1.41	9	57	66	.71	315.5	163.5
1997 (Jr.)	31-27	97	259	97	592	.274	2.67	18	.19	27	160	1.65	6	72	78	.80	328.0	156.0
1998 (Sr.)	29-17	74	148	59	340	.262	2.00	15	.20	23	142	1.92	2	51	53	.72	198.5	135.5
TOTALS	101-63	314	797	288	1811	.281	2.54	52	.17	92	527	1.68	26	213	239	.76	1021.5	567.5

Tracy Seiler • #3 • S • 5-8 • Chicago, Ill. (Maria)

Overall	MP-MS	GP	Kills	Err	Att	Pct.	KPG	Ast	APG	Ace	Digs	DPG	BS	BA	TB	BPG	Pts.	P/M
1993 (RFr.)	18-0	33	2	0	6	.333	.06	1	.03	0	24	.73	0	0	0	.00	2.0	-8.0
1994 (So.)	31-19	94	30	13	89	.191	.32	979	10.41	15	188	2.00	3	27	30	.32	61.5	5.5
TOTALS	49-19	127	32	13	95	.200	.25	980	7.72	15	212	1.67	3	27	30	.24	63.5	-2.5

Seiler redshirted for the 1992 season.

Jennifer Sherlock • #10 • S • 5-9 • Flossmoor, Ill. (Homewood-Flossmoor)

Overall	MP-MS	GP	Kills	Err	Att	Pct.	KPG	Ast	APG	Ace	Digs	DPG	BS	BA	TB	BPG	Pts.	P/M
1987 (Fr.)	29-29	102	82	31	248	.206	.80	850	8.33	37	197	1.93	3	28	31	.30	136.0	46.0
1988 (So.)	35-35	122	160	44	399	.291	1.31	1335	10.94	65	277	2.27	19	58	77	.63	273.0	148.0
1989 (Jr.)	33-32	118	99	20	262	.302	.84	1332	11.29	24	262	2.22	8	57	65	.55	159.5	80.5
1990 (Sr.)	26-13	75	50	8	111	.378	.57	679	9.05	19	174	2.35	2	14	16	.22	78.0	43.0
TOTALS	123-109	417	391	83	1020	.302	.94	4196	10.06	145	910	2.18	32	157	189	.45	646.5	317.5

Lisa Small • #1 • DS • 5-7 • Galt, Calif. (Galt)

Overall	MP-MS	GP	Kills	Err	Att	Pct.	KPG	Ast	APG	Ace	Digs	DPG	BS	BA	TB	BPG	Pts.	P/M
1997 (Fr.)	21-2	49	0	1	2	-.500	.00	5	.10	0	26	.53	0	0	0	.00	0.0	-4.0
1998 (So.)	20-1	30	0	0	1	.000	.00	0	.00	3	10	.33	0	0	0	.00	3.0	3.0
1999 (Jr.)	28-3	70	0	0	0	.000	.00	6	.09	5	68	.97	0	0	0	.00	5.0	-3.0
2000 (Sr.)	29-17	106	1	1	14	.000	.01	13	.10	27	284	2.68	0	0	0	.00	28.5	3.5
TOTALS	98-23	255	1	2	16	-.062	.00	24	.09	35	388	1.52	0	0	0	.00	36.5	-.5

Andrea Smith • #13 • OH • 5-11 • Sterling, Colo. (Sterling)

Overall	MP-MS	GP	Kills	Err	Att	Pct.	KPG	Ast	APG	Ace	Digs	DPG	BS	BA	TB	BPG	Pts.	P/M
1986 (Fr.)	23-23	79	160	132	605	.046	2.03	6	.08	14	169	2.14	17	19	36	.46	171.5	-61.5
1987 (So.)	7-0	11	6	8	38	-.053	.55	0	.00	0	10	.91	1	0	1	.09	7.0	-12.0
TOTALS	30-23	90	166	140	643	.040	1.84	6	.07	14	179	1.99	18	19	37	.41	178.6	-73.5

Lisa Soulliere • #11 • MB • 6-1 • Littleton, Colo. (Columbine/Nebraska)

Overall	MP-MS	GP	Kills	Err	Att	Pct.	KPG	Ast	APG	Ace	Digs	DPG	BS	BA	TB	BPG	Pts.	P/M
1987 (So.)	29-29	102	166	64	404	.252	1.63	8	.08	22	98	.96	46	57	103	1.01	262.5	120.5
1988 (Jr.)	35-35	118	230	78	565	.269	1.95	19	.16	29	147	1.25	69	72	141	1.19	364.0	213.0
1989 (Sr.)	33-32	119	354	96	764	.338	2.97	25	.21	38	243	2.04	59	109	168	1.41	497.5	329.5
TOTALS	97-96	339	750	238	1733	.295	2.21	52	.15	89	488	1.44	174	238	412	1.22	1124.0	663.0

Lucy Stearns • #4 • S • 5-8 • Littleton, Colo. (Arapahoe)

Overall	MP-MS	GP	Kills	Err	Att	Pct.	KPG	Ast	APG	Ace	Digs	DPG	BS	BA	TB	BPG	Pts.	P/M
1986 (Fr.)	21-7	70	11	6	38	.132	.16	101	1.44	23	144	2.06	2	8	10	.14	32.0	-11.0

Amber Sutherland • #12 • OH • 5-10 • Glenwood Springs, Colo. (Glenwood Springs)

Overall	MP-MS	GP	Kills	Err	Att	Pct.	KPG	Ast	APG	Ace	Digs	DPG	BS	BA	TB	BPG	Pts.	P/M
2004-Fr.	11-0	19	25	19	70	.086	1.32	0	0.00	0	16	0.84	0	5	5	0.26	27.5	4.5
2005-So.	28-28	109	421	182	949	.252	3.86	43	0.39	8	290	2.66	13	30	43	0.39	457.0	186.0
TOTALS	29-28	128	446	201	1019	.240	3.48	43	0.33	8	306	2.39	13	35	48	0.38	484.5	190.5

Heather Sweeney • #14 • MB • 5-11 • Nipomo, Calif. (Arroyo Grande)

Overall	MP-MS	GP	Kills	Err	Att	Pct.	KPG	Ast	APG	Ace	Digs	DPG	BS	BA	TB	BPG	Pts.	P/M
1992 (Fr.)	30-26	106	220	82	505	.273	2.08	15	.14	38	178	1.68	21	58	79	.75	308.0	171.0
1993 (So.)	8-5	24	42	15	98	.276	1.75	3	.13	4	27	1.13	7	7	14	.58	56.5	29.5
TOTALS	38-31	130	262	97	603	.274	2.02	18	.14	42	205	1.58	28	65	93	.72	364.5	200.5

Kim Taskey • #7 • LS • 5-11 • Portage, Mich. (Portage Northern)

Overall	MP-MS	GP	Kills	Err	Att	Pct.	KPG	Ast	APG	Ace	Digs	DPG	BS	BA	TB	BPG	Pts.	P/M
1999 (Fr.)	24-2	52	114	60	342	.158	2.19	9	.17	13	82	1.58	1	18	19	.37	137.0	55.0
2000 (So.)	27-10	89	174	101	505	.145	1.96	36	.40	13	166	1.87	2	11	13	.15	194.5	40.5
2001 (Jr.)	27-12	74	134	73	401	.152	1.81	37	.50	15	150	2.16	0	16	16	.22	157.0	23.0
2002 (Sr.)	30-29	108	236	127	685	.159	2.19	62	.57	22	320	2.96	4	34	38	.35	279.0	64.0
TOTALS	108-55	331	658	362	1946	.152	1.99	146	.44	63	733	2.21	7	79	86	.26	767.5	182.5

Wendy Van Wyhe • #9 • MB • 6-1 • Chino, Calif. (Ontario Christian)

Overall	MP-MS	GP	Kills	Err	Att	Pct.	KPG	Ast	APG	Ace	Digs	DPG	BS	BA	TB	BPG	Pts.	P/M
1989 (RFr.)	33-18	104	160	64	394	.244	1.54	11</										

ALL-TIME BUFFS: V-2



Ashley VenHorst • #14 • DS/L • 5-7 • Bettendorf, Iowa (Pleasant Valley)

Overall	MP-MS	GP	Kills	Err	Att	Pct.	KPG	Ast	APG	Ace	Digs	DPG	BS	BA	TB	BPG	Pts.	P/M
2005-Fr.	11-0	22	0	0	0	.000	0.00	3	0.14	1	9	0.41	0	0	0	0.00	1.0	3.0

Monica Vesanovic • #12 • DS • 5-5 • Los Altos, Calif. (St. Francis)

Overall	MP-MS	GP	Kills	Err	Att	Pct.	KPG	Ast	APG	Ace	Digs	DPG	BS	BA	TB	BPG	Pts.	P/M
2000-Fr.	13-1	30	0	0	1	.000	0.00	4	0.13	0	24	0.80	0	0	0	0.00	0.0	-6.0
2001-So.	21-10	57	0	0	0	—	0.00	16	0.28	7	83	1.46	0	0	0	0.00	7.0	-4.0
2002-Jr.	29-4	97	2	0	2	1.000	0.02	12	0.12	11	76	0.78	1	1	2	0.02	14.5	-21.5
2003-Sr.	30-0	94	0	1	3	-.333	0.00	2	0.02	19	50	0.53	0	0	0	0.00	19.0	-4.0
TOTALS	93-15	278	2	1	6	.167	0.01	34	0.12	37	233	0.84	1	1	2	0.01	40.5	-35.5

Sara Villwock • #4 (2000) & #1 (2001) • LS • 6-1 • Fort Collins, Colo. (Rocky Mountain)

Overall	MP-MS	GP	Kills	Err	Att	Pct.	KPG	Ast	APG	Ace	Digs	DPG	BS	BA	TB	BPG	Pts.	P/M
2000 (Fr.)	29-19	91	251	142	707	.154	2.76	48	.53	16	197	2.16	1	40	41	.45	288.0	74.0
2001 (So.)	30-21	93	252	149	710	.144	2.71	54	.58	14	236	2.54	10	36	46	.49	294.0	65.0
TOTALS	59-40	184	503	291	1417	.149	2.74	102	.56	30	433	2.32	11	76	87	.47	582.0	139.0

Therese Viñal • #16 • DS • 5-8 • Santa Clara, Calif. (Presentation)

Overall	MP-MS	GP	Kills	Err	Att	Pct.	KPG	Ast	APG	Ace	Digs	DPG	BS	BA	TB	BPG	Pts.	P/M
2004-Fr.	26-0	70	0	0	0	.000	0.00	10	0.14	10	137	1.96	0	0	0	0.00	10.0	-18.0
2005-So.	27-0	95	0	0	0	.000	0.00	14	0.15	24	227	2.39	0	0	0	0.00	24.0	-28.0
TOTAL	53-0	166	0	0	0	.000	0.00	24	0.14	34	364	2.19	0	0	0	0.00	34.0	-46.0

Nicole Vranesh • #7 • S • 5-8 • Las Vegas, Nev. (Bonanza)

Overall	MP-MS	GP	Kills	Err	Att	Pct.	KPG	Ast	APG	Ace	Digs	DPG	BS	BA	TB	BPG	Pts.	P/M
1990 (Fr.)	32-19	107	61	14	135	.348	.57	648	6.06	16	207	1.93	4	21	25	.23	91.5	32.5
1991 (So.)	35-35	126	101	40	280	.218	.80	1712	13.59	25	352	2.79	7	48	55	.44	156.0	45.0
1992 (Jr.)	31-31	110	99	42	251	.227	.90	1360	11.99	18	331	3.01	4	31	35	.32	137.5	47.5
1993 (Sr.)	32-30	114	111	38	277	.264	.97	1541	13.52	24	358	3.14	12	25	37	.32	159.5	74.5
TOTALS	130-115	457	372	134	943	.227	.81	5261	11.42	83	1248	2.73	27	125	152	.33	544.5	199.5

Rachel Wacholder • #11 • LS/RS • 5-8 • Laguna Beach, Calif. (Laguna Beach)

Overall	MP-MS	GP	Kills	Err	Att	Pct.	KPG	Ast	APG	Ace	Digs	DPG	BS	BA	TB	BPG	Pts.	P/M
1993 (Fr.)	32-30	105	219	79	569	.246	2.09	51	.49	26	296	2.82	6	28	34	.32	265.0	141.0
1994 (So.)	31-30	104	371	149	1206	.184	3.57	31	.30	45	318	3.06	16	27	43	.41	445.5	182.5
1995 (Jr.)	28-28	107	438	186	1383	.182	4.09	10	.09	38	399	3.73	6	22	28	.26	493.0	209.0
1996 (Sr.)	29-29	103	456	130	1181	.276	4.43	48	.47	36	329	3.19	10	41	51	.50	522.5	313.5
TOTALS	120-117	419	1484	544	4339	.217	3.54	140	.33	145	1342	3.20	38	118	156	.37	1726.0	846.0

Leah Williams • #5 • MB • San Diego, Calif. (La Jolla)

Overall	MP-MS	GP	Kills	Err	Att	Pct.	KPG	Ast	APG	Ace	Digs	DPG	BS	BA	TB	BPG	Pts.	P/M
1992 (Fr.)	26-5	47	39	13	47	.149	.83	12	.26	11	28	.60	4	14	18	.38	60.0	40.0
1993 (So.)	27-25	95	247	108	592	.235	2.60	16	.17	23	245	2.58	19	50	69	.63	314.0	153.0
1994 (Jr.)	31-30	102	280	98	586	.311	2.75	16	.16	22	282	2.76	29	98	127	1.25	380.0	248.0
1995 (Sr.)	28-28	107	266	70	566	.346	2.49	11	.10	34	266	2.49	29	148	177	1.65	403.0	224.0
TOTALS	112-88	351	832	289	1791	.303	2.37	54	.15	90	821	2.34	81	310	391	1.11	1157.0	665.0

Shelly Wolfe • #8 • S • 6-0 • San Jose, Calif. (St. Francis)

Overall	MP-MS	GP	Kills	Err	Att	Pct.	KPG	Ast	APG	Ace	Digs	DPG	BS	BA	TB	BPG	Pts.	P/M
1995 (Rfr.)	28-27	99	27	12	77	.195	.27	1023	10.33	27	208	2.10	3	51	54	.54	82.5	31.5

Wolfe redshirted the 1994 season.

Staci Wolfe • #4 • SH • 5-10 • San Jose, Calif. (St. Francis)

Overall	MP-MS	GP	Kills	Err	Att	Pct.	KPG	Ast	APG	Ace	Digs	DPG	BS	BA	TB	BPG	Pts.	P/M
1991 (Fr.)	35-5	121	167	70	446	.217	1.38	15	.12	59	298	2.46	2	12	14	.12	234.0	43.0
1992 (So.)	29-29	99	256	118	735	.188	2.59	32	.32	45	245	2.47	4	24	28	.28	317.0	85.0
1993 (Jr.)	32-30	112	427	265	1403	.115	3.81	19	.17	60	369	3.29	7	25	32	.29	506.5	44.5
1994 (Sr.)	10-9	34	155	64	383	.238	4.56	8	.24	10	123	3.61	3	8	11	.32	172.0	48.0
TOTALS	108-73	376	1005	517	2967	.164	2.67	74	.20	174	1035	2.75	16	69	85	.27	1229.5	220.5

Katie Zabransky • #8 • MB • 6-2 • Brookfield, Wis. (Brookfield East)

Overall	MP-MS	GP	Kills	Err	Att	Pct.	KPG	Ast	APG	Ace	Digs	DPG	BS	BA	TB	BPG	Pts.	P/M
1990 (Rfr.)	33-24	110	177	89	462	.190	1.61	10	.09	16	118	1.07	46	50	96	.87	254.5	99.5
1991 (So.)	35-35	121	341	121	749	.294	2.82	13	.11	20	193	1.60	41	88	129	1.07	446.0	228.0
TOTALS	68-59	231	518	210	1211	.254	2.24	23	.10	36	311	1.35	87	138	225	.97	700.5	327.5

Zabransky redshirted the 1989 season.

Kristin Zastrow • #3 • S • 5-6 • Avon, Colo. (Battle Mountain)


Overall	MP-MS	GP	Kills	Err	Att	Pct.	KPG	Ast	APG	Ace	Digs	DPG	BS	BA	TB	BPG	Pts.	P/M
1987 (Fr.)	26-1	61	1	2	3	-.333	.02	1	.02	4	50	.82	0	0	0	.00	3.0	-11.0
1988 (So.)	23-0	44	0	0	0	.000	.00	1	.02	0	13	.30	0	0	0	.00	0.0	-5.0
TOTALS	49-1	105	1	2	3	-.333	.01	2	.02	4	63	.60	0	0	0	.00	3.0	-16.0

Austin Zimmerman • #7 • OH/MB • 6-0 • Cheney, Wash. (Lewis and Clark)

Overall	MP-MS	GP	Kills	Err	Att	Pct.	KPG	Ast	APG	Aces	Digs	DPG	BS	BA	TB	BPG	Pts.	P/M
2003-Fr.	31-31	110	195	70	468	.267	1.77	48	0.44	20	217	1.97	8	75	83	0.75	260.5	104.5
2004-So.	28-28	98	198	63	455	.297	2.02	20	0.20	14	186	1.90	8	90	98	1.00	265.0	149.0
TOTALS	59-59	208	393	133	923	.282	1.89	68	0.33	34	403	1.94	16	165	181	0.87	525.5	253.5

Janine Zumerchik • #2 • MB • 6-2 • Palos Park, Ill. (Carl Sandburg)

Overall	MP-MS	GP	Kills	Err	Att	Pct.	KPG	Ast	APG	Ace	Digs	DPG	BS	BA	TB	BPG	Pts.	P/M
1991 (Fr.)	30-1	64	63	18	126	.357	.98	6	.09	4	46	.72	5	23	28	.44	83.5	39.5
1992 (So.)	31-31	107	312	95	676	.321	2.92	8	.07	8	123	1.15	20	56	76	.71	368.0	219.0
1993 (Jr.)	32-30	109	382	124	835	.309	3.50	8	.07	11	206	1.89	17	51	68	.62	435.5	259.5
1994 (Sr.)	31-29	102	296	94	707	.286	2.90	12	.12	13	255	2.50	11	51	62	.61	345.5	198.5
TOTALS	124-91	382	1053	331	2344	.308	2.76	34	.09	36	630	1.65	53	181	234	.61	1232.5	716.5



Rachel Wacholder



Monica Vesanovic



Nicole Vranesh



Staci Wolfe



Janine Zumerchik



WHERE THE BUFFALO ROAM

Arizona (2)

Mesa Jennifer Meeker
Scottsdale Tiffany Jestadt

California (32)

SOUTHERN CALIFORNIA

Bakersfield Mallori Gibson
Chino Wendy Van Wyhe
Coto de Caza Dana Crary
Fountain Valley Kellie Bruce
Irvine Stephanie Chiang
La Mesa Karrie Downey
Laguna Beach Kathleen Bunce
Rachel Wacholder
Long Beach Buffy Romero
Manhattan Beach Brooke Donahue
Shannon Parke
Newport Beach Courtney Owens
Melissa Schutz
Orange Monique Gerlach
Poway Sonja Russell
San Diego Shana Bowen
Leah Williams

NORTHERN CALIFORNIA

Aptos Tegan Lynch
Crescent City Jennifer Anderson
Michele Kohler
Galt Lisa Small
Los Altos Diane Johnson
Kelly Prahm
Monica Vesanovic
Mountain View Lauren Schaefer
Nipomo Heather Sweeney
San Jose Shelly Wolfe
Staci Wolfe

Santa Clara

Saratoga Therese Viñal
Walnut Creek Anne Marie Cochran
Yucapia Alison Koepke
Stephanie Salgado

Colorado (29)

DENVER AREA

Arvada Karen Bossi
Denise Deluzio
Kacey Engel
Susan Magda
Amber Nu'u
Ashley Nu'u
Aurora Amy Hulstrom
Broomfield Kaitlyn Burkett
Colorado Springs Jessica Drexler
Kristen Karlik
Lynsey Mann
Meghan Capra
Denver Kelly Eddy
Golden Kelly Masumiya
Highlands Ranch Stacy Metro
Lakewood Kristine Gira
Lisa Soulliere
Lucy Stearns
Littleton Susan Gillette
Wendy Callahan
Brenda Bauernfeind

Northglenn

Parker Wendy Callahan
Thornton Brenda Bauernfeind

EASTERN COLORADO

Sterling Andrea Smith

NORTHERN COLORADO

Fort Collins Haley Pilkington
Sara Villwock
Gilcrest Darla DeRuiter

WESTERN COLORADO

Avon Kristin Zastrow
Glenwood Springs Amber Sutherland
Pagosa Springs Sara Fredrickson
Vail Lara Bossow

Hawai'i (2)

Honolulu Pi'ikea Dudoit
Krislen Morgado

Illinois (6)

Calumet City Tina Murray
Chicago Tracy Seiler
Flossmore Jennifer Sherlock
Glen Ellyn Meghan
Barkman
Naperville Elizabeth Gower
Palos Park Janine
Zumerchik

Iowa (1)

Bettendorf Ashley VenHorst

Kansas (1)

Valley Center Kelsey Loop

Louisiana (1)

Baton Rouge Allie Griffin

Michigan (2)

East Grand Rapids Alex Buth
Portage Kim Taskey

Minnesota (1)

Luverne Melissa Bollinger

Nevada (1)

Las Vegas Nicole Vranesh

Texas (5)

Amarillo Drew Hays
Sarah Lodge
Arlington Allison Barnes
Cypress Kristin Engelking
Houston Cory Hayes

Washington (3)

Cheney Austin Zimmerman
Emumclaw Emilee Sisco
Mercer Island Callie Webster

Wisconsin (2)

Brookfield Katie Zabransky
Wauwatosa Nicole Carr

Quebec (2)

St-Georges Josee Roberge
Sylvie Roberge

Spain (1)

Barcelona Maragda Santillana

ALL-TIME NUMBERS

1

Susan Gillette, 1986
Karen Bossi, 1988
Kelly Prahm, 1991-94
Lisa Small, 1997-00
Sara Villwock, 2000
Drew Hays, 2002-03
Lynsey Mann, 2003-05
Emilee Sisco, 2006-

2

Meghan Capra, 1986-88
Stacy Metro, 1989
Janine Zumerchik, 1991-94
Tegan Lynch, 1995-98
Meghan Barkman, 1999-02
Ashley Nu'u, 2003-

3

Kelly Eddy, 1986
Kristin Zastrow, 1987-88
Stephanie Chiang, 1990-92
Tracy Seiler, 1993-94
Kelly Campbell, 1996-99
Haley Pilkington, 2001
Kelly Masumiya, 2002
Amber Nu'u, 2003-

4

Lucy Stearns, 1986
Tina Murray, 1987-90
Staci Wolfe, 1991-94
Sarah Lodge, 1995-98
Sara Villwock, 2000
Maragda Santillana, 2002-04
Lauren Schaefer, 2005-

5

Kristine Gira, 1986-87
Tiffany Jestadt, 1990-91
Leah Williams, 1992-95
Cory Hayes, 1998-99
Allison Barnes, 2001-04
Dana Crary, 2005

6

Wendy Callahan, 1987-88
Diane Johnson, 1989-90
Jennifer Anderson, 1993-96
Josee Roberge, 1997-01
Kelly Masumiya, 2002-05
Callie Webster, 2006-

7

Denise Deluzio, 1986
Darla DeRuiter, 1987-88
Nicole Vranesh, 1990-93
Andria Shaw, 1994
Melissa Schutz, 1995-98
Kim Taskey, 1999-02
Austin Zimmerman, 2003-

8

Katie Zabransky, 1989-91
Shelly Wolfe, 1994-95
Kristin Engelking, 1996-99
Sara Fredrickson, 2000-02
Alex Buth, 2004-

9

Kellie Bruce, 1987
Wendy Van Wyhe, 1988-91
Joyce Ortell, 1995
Sylvie Roberge, 1997-00
Allie Griffin, 2002-05

10

Melissa Bollinger, 1986
Jennifer Sherlock, 1987-90
Karrie Downey, 1991-94
Kathleen Bunce, 1995-96
Sonja Russell, 1998-01
Nicole Carr, 2002-05
Kelsey Loop, 2006-

11

Lisa Soulliere, 1986-89
Tracy Seiler, 1992
Rachel Wacholder, 1993-96
Elizabeth Gower, 1999-02
Lara Bossow, 2003-

12

Amy Hulstrom, 1986-87
Tiffany Jestadt, 1989
Karrin Borchard, 1992
Tori Martin, 1993
Alison Koepke, 1994-97
Monica Vesanovic, 2000-03
Amber Sutherland, 2004-

13

Andi Smith, 1986-87
Jennifer Mason, 1990-91
Shannon Parke, 1992-94
Anne Marie Cochran, 1995
Brooke Donahue, 2001
Krislen Morgado, 2003-05
Jessica Drexler, 2006-

14

Heather Sweeney, 1992-93
Pi'ikea Dudoit, 2001-02
Ashley VenHorst, 2005-

15

Susan Magda, 1986-88
Jennifer Meeker, 1989-91
Sarah McKinney, 1994
Courtney Owens, 1995-98
Monique Gerlach, 2000-03

16

Stephanie Salgado, 1987-90
Brenda Bauernfeind, 1993-94
Shana Bowen, 1996-99
Therese Viñal, 2004-

17

Buffy Romero, 1988-91
Kacey Engel, 1992-94

18

Michelle Kohler, 1989-92

21

Kristen Karlik, 2006-

22

Kaitlyn Burkett, 2006-

77

Mallori Gibson, 2005-

HISTORY

COACH & STAFF HISTORY



Colorado's Coaching Ledger

Season	Head Coach	Record	Conf.	Fin.	Home	Away	Neutral	Postseason Finish
1986	Brad Saindon	6-18	—	(-)	3-4	2-8	1-6	
1987	Brad Saindon	9-20	3-9	(t5)	4-9	3-9	2-2	
1988	Brad Saindon	22-13	8-4	(3)	11-4	6-7	5-2	
1989	Mike McLean	22-11	10-2	(2)	8-4	8-5	6-2	NCAA First Round
1990	Saindon/McLean	20-15	9-3	(2)	9-3	6-8	5-4	WIVC (2-2 Record)
thru Oct. 6	Mike McLean	8-8	1-0		5-1	0-6	3-1	
from Oct. 12	Brad Saindon	12-7	8-3		4-2	6-2	2-3	
1991	Brad Saindon	25-10	10-2	(2)	10-2	7-5	8-3	NCAA First Round
1992	Brad Saindon	22-9	10-2	(2)	10-2	8-5	4-2	NCAA First Round
1993	Brad Saindon	26-6	11-1	(1)	14-0	7-2	5-4	NCAA Sweet 16
1994	Brad Saindon	23-8	10-2	(2)	13-4	7-3	3-1	NCAA Sweet 16
1995	Brad Saindon	17-11	8-4	(2)	10-3	6-6	1-2	NCAA First Round
1996	Brad Saindon	19-10	13-7	(t3)	11-6	8-4	0-0	NCAA Second Round
1997	Pi'i Aiu	22-9	16-4	(t2)	12-2	9-6	1-1	NCAA Sweet 16
1998	Pi'i Aiu	22-8	14-6	(3)	12-4	8-4	2-0	NCAA Second Round
1999	Pi'i Aiu	18-12	12-8	(6)	10-4	7-6	1-2	NCAA First Round
2000	Pi'i Aiu	17-12	12-8	(t5)	8-5	7-6	2-1	NCAA Second Round
2001	Pi'i Aiu	19-11	13-7	(4)	12-2	5-9	2-0	NCAA Second Round
2002	Pi'i Aiu	15-15	9-11	(t7)	8-6	5-7	2-2	
2003	Pi'i Aiu	21-10	13-7	(t3)	10-2	7-6	4-2	NCAA First Round
2004	Pi'i Aiu	14-14	9-11	(t6)	10-5	3-8	1-1	NCAA First Round
2005	Pi'i Aiu	15-13	10-10	(5)	7-6	6-6	2-1	NCAA First Round
Totals		374-235	200-108		192-77	125-120	57-37	
Brad Saindon (1986-'88; '90-'96)		181-112	81-34		90-36	60-51	31-25	6 NCAA's/2 Sweet 16's
Mike McLean (1989-'90)		30-19	11-2		13-5	8-11	9-3	1 NCAA Appearance
Pi'i Aiu (1997-2005)		163-104	108-72		89-36	57-58	17-10	8 NCAA's

All-Time Assistant Coaches

Jim Miret	1986-87
Liz Bitzer (Graduate Assistant)	1987
Mike McLean	1988
Pi'i Aiu	1989-96
Kim Jadg	1992
Janine Gremmell Smith	1993
Katie Zabransky	1994-95
Meg Fitzgerald	1996
Carrie Busteed	1997-99
Robyn Read	1997-00
Jil Thomason	2000-
Ricci Luyties	2001-03
Erik Sullivan	2004-

All-Time Trainers

Terri Brown	1989
Terri DiNardo	1990
Tami Smith	1991
Mary McLendon	1992
Krissy Warren	1993-94
Marci Roschke	1997-99
Suzanne Mull	2000
Ellen Marks	2001-03
Matt Stoneberg	2004
Kristy Davidson	2005-

All-Time SIDs

Becky Yahn	1986-89
Doug Strauss	1990-93
Jenny Converse	1994
Scott McDuffee	1995
Preston English	1996
Steve Roogow	1997
Curtis Snyder	1998-99, 2001-02
Colleen Reilly Krueger	2000
Kacey Kingry	2002
Troy Andre	2003-04
Linda Poncin	2005-

All-Time Managers

Pi'i Aiu	1986-88
Winnie Adams	1991
Jen Mason	1994
Juan Pantoja	1997-98
Jenny Klatt	1999
LV Hanson	2000-01
Jake Loskutoff	2002
Chris Payne	2003
Amanda Matus	2005

All-Time Strength Coaches

Scott Asano	1999-02
Sarah Ramey	2003-

All-Time Volunteer Coaches

Gary Osborne	2000-03
Barry Janzen	2003
Jim Christianson	2004-05
Erich Otto	2006-

All-Time Coaches Statisticians

Ben Elder	2000-03
-----------	---------

All-Time Administrative Assistants

Joan Cobb	1994-96
Cathy Olson	1997
Candy Parkhurst	1998-01
Michelle Rangel	2002-

All-Time Equipment Managers

Tracy Brown	1994-96
Tim Horton	1997-05
Eric Smith	2006-

All-Time Ticket Managers

Larry Warden	1993-97
Caroline Fenton	1998
Ken Klingler	1999-00
Dan Fitzstephens	2001-04
Graham Brown	2005-

All-Time Academic Counselors

Sherrice King	1997-00
Beth Wellik	2001-05
Erin Cunningham	2006-



CU Volleyball's three head coaches. Mike McClean (left), Brad Saindon (center), and Pi'i Aiu (right). Aiu has been involved with the program since its inception in 1986.

HISTORY



REGIONAL/NATIONAL AWARDS

All-American

- Second Team** (*Volleyball Magazine*)
 1999 Kelly Campbell
- Third Team** (*Volleyball Magazine*)
 1998 Kelly Campbell
- Honorable Mention** (*AVCA*)
 2005 Allie Griffin
 2004 Allie Griffin
 2003 Monique Gerlach
- Honorable Mention** (*Volleyball Magazine*)
 1989 Tina Murray
- Freshman All-American** (*Volleyball Magazine*)
 1996 Kelly Campbell

Region/District Coach-of-the-Year

- Coach of the Year** (*District VII*)
 1997 Pi'i Aiu

All-Region/District

- First Team** (*All-Central Region*)
 2005 Allie Griffin
 2004 Allie Griffin
 2003 Monique Gerlach
 2002 Monique Gerlach
 2001 Elizabeth Gower & Meghan Barkman
 2000 Elizabeth Gower

- Honorable Mention** (*All-Central Region*)
 2005 Ashley Nu'u

- First Team** (*All-District V*)
 1999 Kelly Campbell
 1998 Kelly Campbell
 1997 Sarah Lodge
 1995 Leah Williams

- First Team** (*All-Mideast Region*)
 1994 Karrie Downey
 1993 Karrie Downey & Nicole Vranesh
 1992 Nicole Vranesh

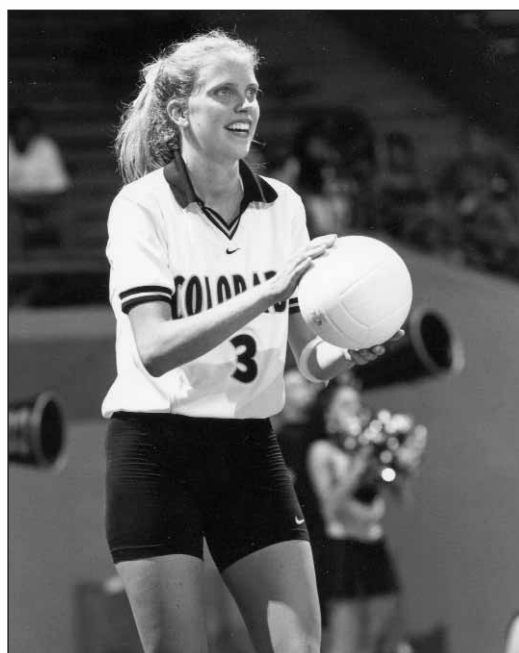
- Second Team** (*All-Mideast Region*)
 1994 Leah Williams
 1993 Janine Zumerchik

Academic All-American

- First Team** (*CoSIDA*)
 1999 Kelly Campbell
- Second Team** (*CoSIDA*)
 2002 Elizabeth Gower

Academic All-Region/District

- First Team** (*District VII*)
 2002 Elizabeth Gower
 2002 Kim Taskey
 1999 Kelly Campbell
 1990 Jennifer Sherlock
- Second Team** (*District VII*)
 2000 Elizabeth Gower



A two-time All-American and All-Region pick, Kelly Campbell holds the NCAA Division I record for assist average at 14.45 per game.

National Player-of-the-Week

- Player of the Week** (*AVCA*)
 Nov. 8, 1999 Kelly Campbell
 Oct. 13, 1997 Sarah Lodge
- Player of the Week** (*CVU.com*)
 Oct. 18, 2005 Allie Griffin

RECORDS

CONFERENCE HONORS



Speciality Awards

- Pre-season Freshman of the Year (Big 12)**
 2003 Ashley Nu'u
- Community Outreach Award (Big 12)**
 2000-01 Kim Taskey
- Newcomer of the Year (Big 12)**
 1996 Sarah Lodge
- Backcourt Specialist of the Year (Big Eight)**
 1994 Shannon Parke
 1991 Stephanie Chiang

All-Conference

- First Team (All-Big 12)**
 2005 Allie Griffin
 2004 Allie Griffin
 2003 Monique Gerlach
 2002 Monique Gerlach
 2001 Elizabeth Gower & Meghan Barkman
 2000 Elizabeth Gower
 1999 Kelly Campbell & Kristin Engelking
 1998 Kelly Campbell & Tegan Lynch
 1997 Kelly Campbell & Sarah Lodge
 1996 Kelly Campbell & Rachel Wacholder

- First Team (All-Big Eight)**
 1995 Leah Williams
 1994 Karrie Downey & Leah Williams
 1993 Karrie Downey & Nicole Vranesh
 1992 Nicole Vranesh
 1991 Nicole Vranesh, Wendy Van Wyhe
 1990 Tiffany Jestadt
 1989 Tina Murray, Lisa Soulliere
 1988 Stephanie Salgado

- Second Team (All-Big Eight)**
 1995 Rachel Wacholder
 1994 Rachel Wacholder & Janine Zumerchik
 1993 Staci Wolfe & Janine Zumerchik
 1992 Michele Kohler & Janine Zumerchik
 1991 Katie Zabransky
 1990 Tina Murray
 1988 Susan Magda, Tina Murray & Lisa Soulliere
 1987 Lisa Soulliere

- Honorable Mention (All-Big 12)**
 2005 Ashley Nu'u
 2004 Ashley Nu'u
 2001 Monique Gerlach
 2000 Meghan Barkman
 1998 Sarah Lodge & Courtney Owens
 1997 Alison Koepke

- Honorable Mention (All-Big Eight)**
 1991 Karrie Downey
 1988 Jennifer Sherlock
 1987 Tina Murray

- Receiving Votes (All-Big 12)**
 2000 Sonja Russell
 1999 Sonja Russell

Academic All-Conference

- First Team (Big 12)**
 2005 Alex Buth, Nicole Carr, Lynsey Mann, Therese Vinal
 2004 Allison Barnes, Nicole Carr
 2003 Allison Barnes, Nicole Carr, Monique Gerlach
 2002 Allison Barnes, Sara Fredrickson, Monique Gerlach, Elizabeth Gower, Kim Taskey, Monica Vesanovic
 2001 Meghan Barkman, Sara Fredrickson, Monique Gerlach, Elizabeth Gower, Sonja Russell, Kim Taskey, Sara Villwock
 2000 Fredrickson, Gower, Taskey
 1999 Kelly Campbell, Kristin Engelking
 1998 Campbell, Engelking, Sarah Lodge, Tegan Lynch, Melissa Schutz
 1997 Campbell, Lodge, Lynch, Schutz
 1996 Campbell, Engelking, Alison Koepke, Schutz

- Second Team (Big 12)**
 2003 Monica Vesanovic
 2002 Meghan Barkman

- First Team (Big Eight)**
 1995 Leah Williams
 1994 Brenda Bauernfeind
 1993 Shannon Parke
 1992 Michele Kohler, Nicole Vranesh
 1991 Vranesh, Wendy Van Wyhe, Katie Zabransky
 1990 Tiffany Jestadt, Jennifer Sherlock, Van Wyhe
 1988 Wendy Callahan, Sherlock

- Second Team (Big Eight)**
 1995 Rachel Wacholder
 1994 Karrie Downey
 1992 Kelly Prahm
 1990 Stephanie Salgado, Zabransky
 1988 Darla DeRuiter, Lisa Soulliere

- Honorable Mention (Big 12)**
 2001 Josee Roberge
 2000 Barkman, Russell, Lisa Small
 1999 Russell, Small
 1997 Engelking, Koepke
 1996 Lodge, Lynch

Conference Coach-of-the-Year

- Coach of the Year (Big 12)**
 1997 Pi'i Aiu
- Coach of the Year (Big Eight)**
 1988, 1992 & 1993 Brad Saindon

Conference Player-of-the-Week

- Player of the Week (Big 12)**
 10/31/05 Ashley Nu'u
 11/24/03 Nicole Carr
 9/16/02 Monique Gerlach
 10/15/01; 10/8/01 Sara Villwock
 11/15/99; 11/8/99; 10/11/98; 11/3/97 Kelly Campbell
 12/1/97; 10/13/97 Sarah Lodge

- Player of the Week (Big Eight)**
 9/15/95 Leah Williams
 11/5/94 Karrie Downey
 10/17/94 Rachel Wacholder
 9/6/93 Nicole Vranesh
 11/3/92 Janine Zumerchik
 10/14/91 Wendy Van Wyhe
 10/22/90 Tiffany Jestadt
 9/19/89; 9/5/89 Tina Murray
 11/9/88 Lisa Soulliere
 10/31/88 Stephanie Salgado
 9/19/88 Jennifer Sherlock

RECORDS



SCHOOL HONORS

4.0 Club Members

(Players who have achieved a 4.0 in a semester since 1995)

Fall 1998 & Spring 1999	Melissa Schutz
Fall 1999	Kelly Campbell
Fall 1999, Fall 2001, Fall 2002 & Spring 2003	Elizabeth Gower
Spring 2000 & Spring 2001	Kim Taskey
Spring 2002	Maragda Santillana

Honor Rolls

Commissoner's Honor Roll (Big 12)

(Given each semester for a 3.0 GPA or higher)

Meghan Barkman	s00, f00, s01, f01, f02, s03
Allison Barnes	f01, s02, f02, s03, f03, s04
Shana Bowen	s00
Kathleen Bunce	f96, s97
Alex Buth	f04, s05, f05, s06
Kelly Campbell	f96, s97, f97, s98, f98, s99, f99, s00
Nicole Carr	f02, s03, f03, s04, f04, s05, f05, s06
Dana Crary	f05, s06
Kristin Engelking	f96, s97, s98, f98, s99, f99, s00
Sara Fredrickson	s00, f00, s01, s02, f02, s03
Monique Gerlach	s01, f01, f02, s03, f03, s04
Mallori Gibson	f05
Elizabeth Gower	f99, s00, f00, s01, f01, s02
Allie Griffin	s04, s06
Cory Hayes	s99, s00
Drew Hays	s03
Kristen Karlik	s06
Alison Koepke	f96, s97, s98
Sarah Lodge	f96, s97, s98, s99
Tegan Lynch	f96, s97, f97, s98, f98, s99
Lynsey Mann	s04, f04, s05, s06
Kelly Masumiya	s03, f03, f05
Krislen Morgado	s05, f05
Amber Nu'u	f05
Courtney Owens	f98, s99
Josee Roberge	f97, s00, f00, s01
Sylvie Roberge	s99, f00, s01
Sonja Russell	f00, s01, f01, s02, s03
Maragda Santillana	s02, s05
Lauren Schaefer	f05
Melissa Schutz	f96, s97, f97, s98, f98, s99
Emilee Sisco	s06
Lisa Small	s98, f98, s99, s00, f00, s01
Kim Taskey	f99, s00, f00, s01, f01, s02, f02, s03
Ashley VenHorst	f05, s06
Monica Vesanovic	f00, f01, s02, f02, s03, f03, s04
Sara Villwock	f00, s01
Therese Viñal	f04, s05, f05, s06
Austin Zimmerman	s05, f05, s06

Big Eight Honor Roll (Big Eight)

(Given each year for a 3.0 GPA or higher)

Brenda Bauernfeind	1994
Wendy Callahan	1987
Karrie Downey	1992 & 1994
Kacey Engel	1992 & 1993
Tiffany Jestadt	1988
Alison Koepke	1995
Michele Kohler	1989, 1990 & 1991
Susan Gillette	1986
Sarah Lodge	1995
Tegan Lynch	1995
Stacy Metro	1988
Shannon Parke	1991 & 1993
Kelly Prahm	1991 & 1992
Buffy Romero	1989
Stephanie Salgado	1988 & 1989
Melissa Schutz	1995
Jennifer Sherlock	1987, 1988 & 1989
Andrea Smith	1986 & 1987
Nicole Vranesh	1990
Wendy Van Wyhe	1988, 1989, 1990
Staci Wolfe	1991
Katie Zabransky	1990

Miscellaneous CU Awards

CU Athlete of the Year

2003	Monique Gerlach
1996	Leah Williams
1995	Karrie Downey
1990	Tina Murray
1989	Lisa Soulliere

CU Career Athletic Achievement

2000	Kelly Campbell
------	-------	----------------

CU Female Scholar-Athletes of the Year

(Highest GPA throughout career of all student-athletes)

1991	Wendy Van Wyhe
1989	Lisa Soulliere

McAllister Scholar Award

(Awarded to those who show leadership and skills for CU and the community)

2000-01	Meghan Barkman
2000-01	Kim Taskey

Clancy A. Herbest Student Achievement Award

(Awarded to those who overcome adversity to excel both on and off the court)

2000-01	Sonja Russell
---------	-------	---------------

CU Weekly & Monthly Honors

Athlete of the Month

(Colorado Volleyball)

November, 2001; September, 2001	Monique Gelach
October, 2001	Sara Villwock

Athlete of the Week

(Colorado)

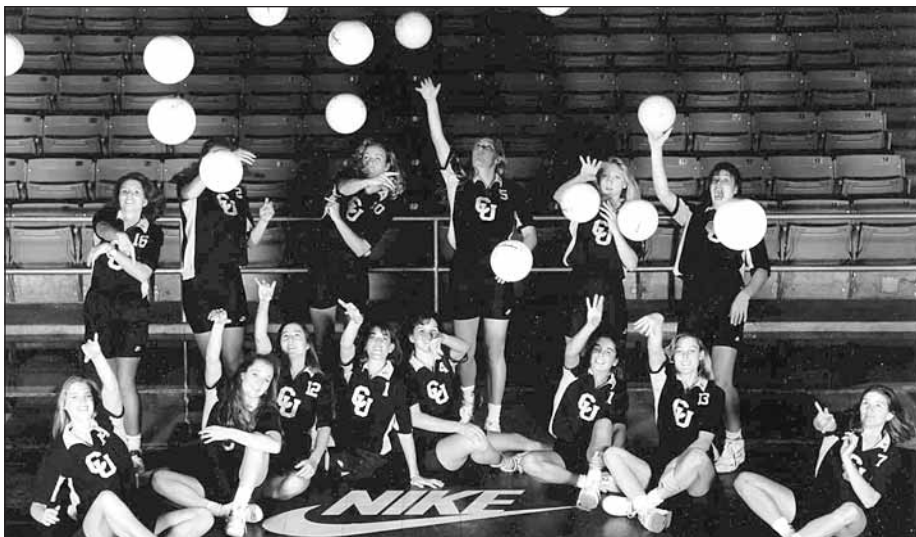
4 Time Winners		1 Time Winners
Lisa Soulliere		Melissa Bollinger
		Monique Gerlach
3 Time Winners		Allie Griffin
Kelly Campbell		Tiffany Jestadt
Karrie Downey		Susan Magda
Sarah Lodge		Courtney Owens
Tina Murray		Stephanie Salgado
Nicole Vranesh		Maragda Santillana
Rachel Wacholder		Melissa Schutz
		Kim Taskey
2 Time Winners		Leah Williams
Nicole Carr		Katie Zabransky
Alison Koepke		Janine Zumerchik
Michele Kohler		
Tegan Lynch		

Big 12 Post Graduate Scholarship

2003-04	Kim Taskey
---------	-------	------------

RECORDS

BIG EIGHT CONFERENCE CHAMPS



The Buffs 1993 Big Eight Championship Team

Standing (L to R): Brenda Bauernfeind, Janine Zumerchik, Karrie Downey, Leah Williams, Tracy Seiler, Kacey Engel, Sitting (L to R): Heather Sweeney, Jennifer Anderson, Tori Martin, Staci Wolfe, Rachel Wacholder, Shannon Parke, Nicole Vranesh.



Karrie Downey, Rachel Wacholder and Leah Williams

1993 Big Eight Champions

The 1993 University of Colorado volleyball team had set very lofty goals. They wanted to win the Big Eight regular season championship, repeat as Big Eight Tournament Champions, win all of their home matches and reach the Final Four of the NCAA Tournament.

Well, three for four isn't bad, especially given what the Buffs were up against.

The Buffs finished the season 26-6, still their best-ever record, and breezed through Big Eight play with an 11-1 record, winning their first-ever conference championship. Not bad given the fact in the 17-year history of Big Eight volleyball, the Buffs became just the second team to win a conference title behind Nebraska.

Wanting to validate both what they did in the regular season and what they did in the 1992 Big Eight Tournament, the Buffs then repeated as conference tournament champions. Going back to the 1992 conference tournament, Nebraska had only lost six times to conference opponents in its history, and the Buffs had just beat them for the third time in four outings for the tournament title.

The Buffs advanced to the NCAA tournament for the fourth time, and although they didn't reach the coveted Final Four, they did win the program's first-ever NCAA Tournament match, a three-game win over Illinois.

Nicole Vranesh and Karrie Downey (first-team) and Janine Zumerchik (second-team) all garnered all-District honors in 1993 and they were joined on the all-Big Eight team by Staci Wolfe.

Vranesh would leave as the Big Eight's all-time leading setter and one of its best competitors as she missed just one game in her last three years. That's one game, not match.

CU's Big Eight Tourney Champs

THE 1992 BIG EIGHT TOURNAMENT

The Buffs in 1992 did what nobody thought possible. In a conference tournament dominated by Nebraska, the Buffs went in and showed the country what CU volleyball was quickly becoming.

The Buffs finished 10-2 in the Big Eight regular season, losing to the Cornhuskers twice, and after beating Iowa State 15-9, 15-6, 15-6 in the first round, the showdown was on. The Buffs went in the match 0-15 lifetime against the Huskers and, in fact, they had lost only six matches in their history to a conference team.

It was a hard-fought 16-14, 15-11, 9-15, 15-8 win for the Buffs, who were paced by senior Michele Kohler (23 kills, 17 digs) and sophomore Karrie Downey (22 kills, 18 digs). Lots of other young Buffs had impressive matches, as well, with sophomores Staci Wolfe (15 kills, 21 digs) and Janine Zumerchik (13 kills, three blocks) and junior Nicole Vranesh (67 assists, 16 digs) doing most of the damage.

THE 1993 BIG EIGHT TOURNAMENT

After winning their first-ever Conference Championship in 1993, the Buffs came back and extended their conference tournament winning streak to four matches, as they proved they were, indeed, the best team in the Big Eight in 1993.

They finished the regular season 11-1, and after yet another first round defeat of Iowa State, this time 7-15, 15-8, 15-10, 15-7, the Buffs came back and had to go through the feared Huskers for their second straight tournament victory.

The match was close throughout, as the 7-15, 15-10, 9-15, 15-13, 15-11 score was a good indicator of this close match. Junior Karrie Downey led the attack with 25 kills and 27 digs, while sophomore Leah Williams had 14 kills and hit .345. Staci Wolfe finished off a solid tournament with 11 kills as did Janine Zumerchik. Freshman Rachel Wacholder chipped in 10 kills and 14 digs and senior Nicole Vranesh had 59 assists and 17 digs.

RECORDS



NCAA HISTORY

Breakdown

Appearances	15
Consecutive	11 (1991-01)
Record	8-15
Home	5-0
Neutral	3-3
Away	0-12
First Round	5-8
Times Had First Round Bye	2
Second Round	3-4
Sweet 16	0-3
Three Game Matches	4-8
In Four Games	3-3
In Five Games	1-4

1989

1st Round • Dec. 2

Minnesota @ Minneapolis, Minn.

L 0-3 11-15, 14-16, 11-15

1991

1st Round • Dec. 7

Penn State @ University Park, Pa.

L 2-3 15-8, 15-10, 11-15, 6-15, 11-15

1992

1st Round • Dec. 3

Nebraska @ Lincoln, Neb.

L 1-3 11-15, 8-15, 15-8, 17-19

1993

2nd Round • Dec. 5

Illinois @ Boulder, Colo.

W 3-0 15-7, 15-5, 15-10

Sweet 16 • Dec. 9

Penn State @ Minneapolis, Minn.

L 2-3 15-9, 14-16, 18-16, 8-15, 7-15

1994

2nd Round • Dec. 4

Northern Iowa @ Boulder, Colo.

W 3-1 14-16, 15-13, 15-9, 15-12

Sweet 16 • Dec. 9

Nebraska @ Lincoln, Neb.

L 0-3 11-15, 7-15, 5-15

1995

1st Round • Dec. 5

Northern Iowa @ Cedar Falls, Iowa

L 0-3 11-15, 14-16, 11-15

1996

1st Round • Dec. 4

Oral Roberts @ Boulder, Colo.

W 3-1 15-9, 13-15, 15-7, 15-12

2nd Round • Dec. 8

Stanford @ Stanford, Calif.

L 0-3 12-15, 11-15, 12-15

1997

1st Round • Dec. 6

Tennessee Tech @ Boulder, Colo.

W 3-0 15-4, 15-3, 15-7

2nd Round • Dec. 7

Oral Roberts @ Boulder, Colo.

W 3-2 13-15, 15-10, 14-16, 15-6, 15-12

Sweet 16 • Dec. 12

Stanford @ Stanford, Calif.

L 0-3 7-15, 3-15, 1-15

1998

1st Round • Dec. 4

San Jose State @ Champaign, Ill.

W 3-0 15-12, 15-9, 15-9

2nd Round • Dec. 5

Illinois @ Champaign, Ill.

L 0-3 12-15, 11-15, 14-16

1999

1st Round • Dec. 4

Utah @ Honolulu, Hawai'i

L 0-3 10-15, 6-15, 15-17

2000

1st Round • Dec. 1

Georgia Tech @ Fort Collins, Colo.

W 3-1 11-15, 15-5, 16-14, 15-10

2nd Round • Dec. 2

Colorado State @ Fort Collins, Colo.

L 2-3 11-15, 15-10, 15-10, 6-15, 10-15

2001

1st Round • Nov. 30

American @ Fort Collins, Colo.

W 3-0 30-25, 30-22, 30-22

2nd Round • Dec. 1

Colorado State @ Fort Collins, Colo.

L 2-3 30-28, 17-30, 21-30, 33-31, 14-16

2003

1st Round • Dec. 5

Michigan @ Berkeley, Calif.

L 0-3 22-30, 22-30, 11-30

2004

1st Round • Dec. 2

Hawai'i @ Fort Collins, Colo.


L 1-3 30-24, 22-30, 20-30, 24-30

2005

1st Round • Dec. 2

Colorado State @ Fort Collins, Colo.

L 1-3 30-26, 24-30, 19-30, 27-30



The Buffs have made a habit out of playing in the NCAA Tournament. They have been invited to the tournament 15 of the last 17 years. The Buffs have also hosted a tournament four times and advanced to the Sweet 16 three times in the past nine seasons.

Above, Elizabeth Gower runs the offense in the first round of the 2000 NCAA Tournament against Georgia Tech.

RECORDS

INDIVIDUAL RECORDS



SERVICE

Most Seasons Played

Career	27 Players Tied With.....	4
First:	Three Players From 1987-90	
Last:	Nicole Carr, Allie Griffin, Kelly Masumiya 2002-05	

Most Matches Played

Career	Michele Kohler, 1989-92.....	133
Conf. Car.	Kelly Campbell, 1996-99.....	80
	Nicole Carr, 2002-05.....	80
	Three Players Tied With, 1995-98.....	72
	Rachel Wacholder, 1993-96.....	56
	Allie Griffin, 2002-05.....	48
	Three Players Tied With, before 1995.....	48

(All Individuals who played in every possible conference match)

Season	Thirteen Players Tied With.....	35
First:	Six Players In 1988	
Last:	Five Players In 1991	

Highest Percentage, Matches Played

Career	Seven Players Tied With.....	1.000
First:	Lisa Soulliere (97/97), 1987-89	
Last:	Nicole Carr (117/117), 2002-05	

Most Consecutive Matches Played

Career	Tina Murray, 9/2/87 – 11/30/90.....	132
--------	-------------------------------------	-----

Most Matches Started

Career	Tina Murray, 1987-90.....	129
Season	Seven Players Tied With.....	35
First:	Three Players In 1988	
Last:	Four Players In 1991	

Highest Percentage, Matches Started

Career	Kelly Campbell (120/120), 1996-99.....	1.000
	Elizabeth Gower (119/119), 1999-02.....	1.000

Most Consecutive Matches Started

Career	Kelly Campbell, 8/30/96 – 12/2/99.....	120
--------	--	-----

Most Games Played

Career	Tina Murray, 1987-90.....	460
Conf. Car.	Kelly Campbell, 1996-99.....	292
Season	Nicole Vranesh, 1991.....	126
Conf. Sea.	Four Tied With In 2005.....	82

Highest Percentage, Games Played

Career	Kelly Campbell (120/120), 1996-99.....	1.000
Season	32 Players Tied With.....	1.000
First:	Four Players in 1986 (79/79)	
Last:	Three Players in 2005 (110/110)	

Most Consecutive Games Played

Career	Elizabeth Gower, 1999-02.....	432
--------	-------------------------------	-----

POINTS

Most Points Responsible For

Career	Karrie Downey, 1991-94.....	2,099.0
Season	Karrie Downey, 1993.....	584.5
3-Game	Sonja Russell vs. A&M, 11/1/00.....	26.5
4-Game	Karrie Downey vs. KU, 11/15/91.....	35.0
5-Game	Sarah Lodge @ OU, 11/2/96.....	41.0

PLUS-MINUS

Highest Plus-Minus

Career	Monique Gerlach, 2000-03.....	1,069.5
Season	Lisa Soulliere, 1989.....	329.5

KILLS

Most Kills

Career	Karrie Downey, 1991-94.....	1,790
Conf. Car.	Sarah Lodge, 1995-98.....	1,010
LS, Car.	Karrie Downey, 1991-94.....	1,790
RS, Car.	Allie Griffin, 2002-05.....	1,283
MB, Car.	Monique Gerlach, 2000-03.....	1,427
S, Car.	Elizabeth Gower, 1999-01.....	625
Season	Sarah Lodge, 1997.....	528
Conf. Sea.	Allie Griffin, 2005.....	361
Fr., Sea.	Karrie Downey, 1991.....	440
So., Sea.	Sonja Russell, 1999.....	427
Jr., Sea.	Sarah Lodge, 1997.....	528
Sr., Sea.	Allie Griffin, 2005.....	486
LS, Sea.	Sarah Lodge, 1997.....	528
RS, Sea.	Allie Griffin, 2005.....	486
MB, Sea.	Monique Gerlach, 2002.....	419
S, Sea.	Elizabeth Gower, 2001.....	214
3-Game	Rachel Wacholder vs. BU, 11/22/96.....	24
	Sarah Lodge vs. ND, 9/6/98.....	24
	Sonja Russell vs. A&M, 11/1/00.....	24
4-Game	Staci Wolfe vs. A&M, 9/18/94.....	31
5-Game	Sarah Lodge vs. UT, 11/28/97.....	40
Fr., Mtch.	Karrie Downey vs. PSU, 12/7/91.....	34
So., Mtch.	Sarah Lodge @ OU, 11/2/96.....	36
Jr., Mtch.	Sarah Lodge vs. UT, 11/28/97.....	40
Sr., Mtch.	Rachel Wacholder @ OU, 11/2/96.....	32
LS, Mtch.	Sarah Lodge vs. UT, 11/28/97.....	40
RS, Mtch.	Allie Griffin vs. KSU 10/12/05.....	29
MB, Mtch.	Kristin Engelking vs. BU, 9/11/99.....	28
S, Mtch.	Kelly Campbell @ KSU, 11/27/98.....	18

Highest Average, Kills Per Game

Career	Karrie Downey, 1991-94.....	4.11
Conf. Car.	Karrie Downey, 1991-94.....	4.09
LS, Car.	Karrie Downey, 1991-94.....	4.11
RS, Car.	Allie Griffin, 2002-05.....	3.72
MB, Car.	Monique Gerlach, 2000-02.....	3.55
S, Car.	Elizabeth Gower, 1999-01.....	1.94
Season	Sarah Lodge, 1997.....	4.80
Conf. Sea.	Sarah Lodge, 1997.....	5.20
Fr., Sea.	Karrie Downey, 1991.....	3.86
So., Sea.	Sarah Lodge, 1996.....	4.43
Jr., Sea.	Sarah Lodge, 1997.....	4.80
Sr., Sea.	Allie Griffin, 2005.....	4.58
LS, Sea.	Sarah Lodge, 1997.....	4.80
RS, Sea.	Allie Griffin, 2005.....	4.58
MB, Sea.	Monique Gerlach, 2002.....	3.77
S, Sea.	Elizabeth Gower, 2001.....	1.96

Most Matches With ## Kills

10, Car.	Karrie Downey, 1991-94.....	101
10, Sea.	Karrie Downey, 1993.....	28
10, Cons.	Allie Griffin, 11/7/04 – 11/19/05.....	28
15, Cons.	Rachel Wacholder, 9/30/95 – 10/18/95.....	6
	Courtney Owens, 10/9/98 – 10/24/98.....	6
	Sonja Russell, 10/18/00 – 11/8/00.....	6
	Allie Griffin, 9/9/05-9/24/05.....	6
	Allie Griffin, 10/1/05-10/22/05.....	6
20, Car.	Karrie Downey, 1991-94.....	21
20, Sea.	Karrie Downey, 1994.....	9
	Rachel Wacholder, 1995.....	9
30, Car.	Sarah Lodge, 1995-98.....	3
30, Sea.	Sarah Lodge, 1997.....	2
40, Car.	Sarah Lodge, 1995-98.....	1

Most Matches, Led Buffs In Kills

Career	Karrie Downey, 1991-94.....	70
Season	Susan Magda, 1988.....	21

Most Seasons, Led Buffs In Kills

Career	Karrie Downey, 1991-94.....	4
--------	-----------------------------	---

Most Kills, Duo

Career	K. Downey & J. Zumerchik, 1991-94.....	2,843
Season	K. Downey & St. Wolfe, 1993.....	928
Match	Lodge (36) & Wacholder (32) vs. OU, 11/2/96.....	68

Most Kills, Trio

Career	Downey, Zumerchik & St. Wolfe, 1991-94.....	3,848
Season	Downey, Zumerchik & St. Wolfe, 1993.....	1,310

Most Kills, Quartet


Career	Lodge, Lynch, Owens & Schutz, 1995-98.....	4,193
Season	Downey, Zumerchik, St. Wolfe & Williams, 1993.....	1,537

Most Seasons, ### Kills

300	Karrie Downey, 1991-94.....	4
400	Karrie Downey, 1991, 1993-94.....	3
500	Karrie Downey, 1993.....	1
	Sarah Lodge, 1997.....	1

Most Seasons, ### Kills Per Game

2.5	Karrie Downey, 1991-94.....	4
	Sarah Lodge, 1995-98.....	4
	Monique Gerlach, 2000-03.....	4
4.0	Karrie Downey, 1993-94.....	2
	Rachel Wacholder, 1995-96.....	2
	Sarah Lodge, 1996-97.....	2



Michele Kohler is CU's all-time leader in matches played with 133.

RECORDS



INDIVIDUAL RECORDS

DIGS

Career	Karrie Downey, 1991-94	1,540
Conf. Car.	Sonja Russell, 1998-01	914
LS, Car.	Karrie Downey, 1991-94	1,540
RS, Car.	Tegan Lynch, 1995-98	1,216
MB, Car.	Leah Williams, 1992-95	821
S, Car.	Nicole Vranesh, 1990-93	1,248
Season	Tina Murray, 1989	490
Conf. Sea.	Sonja Russell, 2000	297
Fr., Sea.	Karrie Downey, 1991	371
So., Sea.	Michele Kohler, 1990	416
Jr., Sea.	Karrie Downey, 1993	414
Sr., Sea.	Tina Murray, 1990	490
LS, Sea.	Tina Murray, 1990	490
RS, Sea.	Tegan Lynch, 1998	378
MB, Sea.	Leah Williams, 1994	282
S, Sea.	Nicole Vranesh, 1993	358
3-Game	Tina Murray vs. SJSU, 9/8/89	24
4-Game	Karrie Downey @ ISU, 11/5/94	41
5-Game	Rachel Wacholder vs. Ga.Tech, 9/3/95	34
Fr., Mtch.	Michele Kohler vs. UT, 9/3/89	28
	Staci Wolfe @ Port., 8/30/91	28
	Staci Wolfe vs. KU, 11/15/91	28
	Elizabeth Gower vs. UT, 11/20/99	28
So., Mtch.	Michele Kohler vs. UT, 9/3/89	34
Jr., Mtch.	Rachel Wacholder vs. ISU, 11/24/95	40
Sr., Mtch.	Karrie Downey @ ISU, 11/5/94	41
LS, Mtch.	Karrie Downey @ ISU, 11/5/94	41
RS, Mtch.	Tegan Lynch vs. UT, 10/17/98	29
MB, Mtch.	Janine Zumerchik @ CSU, 10/5/93	26
S, Mtch.	Jennifer Sherlock vs. Wyo., 9/22/90	31

Highest Average, Digs Per Game

Career	Karrie Downey, 1991-94	3.53
Conf. Car.	Sonja Russell, 1998-01	3.43
LS, Car.	Karrie Downey, 1991-94	3.53
RS, Car.	Tegan Lynch, 1995-98	2.99
MB, Car.	Leah Williams, 1992-95	2.34
S, Car.	Kelly Campbell, 1996-99	2.89
Season	Karrie Downey, 1994	4.39
Conf. Sea.	Sonja Russell, 2000	4.30
Fr., Sea.	Karrie Downey, 1991	3.25
So., Sea.	Michele Kohler, 1990	3.56
Jr., Sea.	Sonja Russell, 2000	3.83
Sr., Sea.	Karrie Downey, 1994	4.39
LS, Sea.	Karrie Downey, 1994	4.39
RS, Sea.	Tegan Lynch, 1998	3.53
MB, Sea.	Leah Williams, 1994	2.76
S, Sea.	Nicole Vranesh, 1993	3.14

Most Times, Led Buffs In Digs

Career	Tina Murray, 1987-90	71
Season	Tina Murray, 1988	23

Most Matches With ## Digs

10, Car.	Michele Kohler, 1989-92	78
	Karrie Downey, 1991-94	78
10, Sea.	Nicole Carr, 2003	24
10, Cons.	Karrie Downey, 11/6/93 - 9/3/94	11
20, Car.	Karrie Downey, 1991-94	17
25, Car.	Karrie Downey, 1991-94	9
30, Car.	Rachel Wacholder, 1993-96	3
40, Car.	Karrie Downey, 1991-94	1

Most Seasons, Led Buffs In Digs

Career	Tina Murray, 1987-90	4
--------	----------------------	---

Most Seasons, ## Digs

400	Karrie Downey, 1993-94	2
300	Michele Kohler, 1989-92	4
	Karrie Downey, 1991-94	4

ASSISTS

Most Assists		
Career	Kelly Campbell, 1996-99	6,228
Conf. Car.	Kelly Campbell, 1996-99	4,341
S, Car.	Kelly Campbell, 1996-99	6,228
RS, Car.	Tegan Lynch, 1995-98	303
LS, Car.	Sonja Russell, 1998-01	205
MB, Car.	Monique Gerlach, 2000-03	95
Season	Nicole Vranesh, 1991	1,712
Conf. Sea.	Kelly Campbell, 1998	1,132
Fr., Sea.	Kelly Campbell, 1996	1,519
So., Sea.	Nicole Vranesh, 1991	1,712
Jr., Sea.	Kelly Campbell, 1997	1,572
Sr., Sea.	Kelly Campbell, 1999	1,555
S, Sea.	Nicole Vranesh, 1991	1,712
LS, Sea.	Sonja Russell, 2001	82
RS, Sea.	Tegan Lynch, 1998	137
MB, Sea.	Allie Griffin, 2003	61
3-Game	Kelly Campbell vs. OU, 10/31/97	75
	Kelly Campbell vs. TTU, 10/6/99	75
4-Game	Nicole Vranesh @ CSU, 10/5/93	78
5-Game	Kelly Campbell vs. TTU, 11/17/99	93
Fr., Mtch.	Kelly Campbell @ OU, 11/2/96	86
So., Mtch.	Kelly Campbell vs. UT, 11/28/97	88
Jr., Mtch.	Kelly Campbell vs. UT, 10/18/98	84
Sr., Mtch.	Kelly Campbell @ TTU, 11/13/99	93
S, Mtch.	Kelly Campbell @ TTU, 11/13/99	93
RS, Mtch.	Tegan Lynch vs. TTU, 11/13/98	10
LS, Mtch.	Kim Taskey @ BYU, 9/6/01	9
MB, Mtch.	Five Times	5

Highest Average, Assists Per Game

Career	Kelly Campbell, 1996-99	14.45
Conf. Car.	Kelly Campbell, 1996-99	14.87
S, Car.	Kelly Campbell, 1996-99	14.45
Season	Kelly Campbell, 1996	14.75
Fr., Sea.	Kelly Campbell, 1996	14.75
So., Sea.	Kelly Campbell, 1997	14.25
Jr., Sea.	Kelly Campbell, 1998	14.69
Sr., Sea.	Kelly Campbell, 1999	14.14
S, Sea.	Kelly Campbell, 1996	14.75

Most Seasons, Led Buffs In Assists

Career	Jennifer Sherlock, 1987-90	4
	Kelly Campbell, 1996-99	4
	Elizabeth Gower, 1999-02	4

Most Times, Led Buffs In Assists

Career	Kelly Campbell, 1996-99	120
Season	Jennifer Sherlock, 1988	35

Most Matches, ## Assists

50, Car.	Kelly Campbell, 1996-99	58
50, Sea.	Nicole Vranesh, 1991	18
70, Car.	Kelly Campbell, 1996-99	18
70, Sea.	Kelly Campbell, 1997	7

Most Seasons, ## Assists

1,000	Kelly Campbell, 1996-99	4
1,500	Kelly Campbell, 1996-99	4

SERVICE ACES

Most Service Aces		
Career	Staci Wolfe, 1991-94	174
Conf. Car.	Rachel Wacholder, 1993-96	63
LS, Car.	Staci Wolfe, 1991-94	174
RS, Car.	Stephanie Salgado, 1987-90	129
S, Car.	Elizabeth Gower, 1999-02	94
MB, Car.	Monique Gerlach, 2000-03	99
Season	Jennifer Sherlock, 1988	65
Conf. Sea.	Jennifer Sherlock, 1988	28
Fr., Sea.	Staci Wolfe, 1991	59
So., Sea.	Jennifer Sherlock, 1988	65

Jr., Sea.	Staci Wolfe, 1993	60
Sr., Sea.	Michele Kohler, 1992	44
LS, Sea.	Staci Wolfe, 1993	60
	Staci Wolfe, 1991	60
RS, Sea.	Stephanie Salgado, 1988	55
S, Sea.	Jennifer Sherlock, 1988	65
MB, Sea.	Lisa Soulliere, 1989	38
	Heather Sweeney, 1992	38
3-Game	Staci Wolfe vs. Mont., 8/30/91	10
4-Game	Jennifer Sherlock @ KSU, 10/16/87	6
5-Game	Jennifer Sherlock @ SD, 11/12/87	8
Fr., Mtch.	Staci Wolfe vs. Mon., 8/30/91	10
So., Mtch.	Six Tied At	5
	First: Stephanie Salgado vs. USF, 11/19/88	5
	Last: Sarah Lodge @ OU, 11/2/96	5
Jr., Mtch.	Michele Kohler @ CSU, 9/18/91	7
Sr., Mtch.	Michele Kohler @ Ohio St., 9/11/92	6

Highest Average, Service Aces Per Game

Career	Staci Wolfe, 1991-94	0.48
Conf. Car.	Rachel Wacholder, 1993-96	0.35
Season	Staci Wolfe, 1993	0.54
Conf. Sea.	Jennifer Sherlock, 1988	0.65
Fr., Sea.	Staci Wolfe, 1991	0.49
So., Sea.	Jennifer Sherlock, 1988	0.53
Jr., Sea.	Staci Wolfe, 1993	0.54
Sr., Sea.	Michele Kohler, 1992	0.41

Most Seasons, Led Buffs In Aces


Career	Staci Wolfe, 1991-93	3
	Rachel Wacholder, 1994-96	3

Most Matches, ## Aces

3	Staci Wolfe, 1991-94	28
5	Rachel Wacholder, 1993-96	4

Most Seasons, ## Aces

30	Michele Kohler, 1989-92	4
	Karrie Downey, 1991-94	4
40	Staci Wolfe, 1991-93	3



Staci Wolfe is the only CU player to record 10 service aces in one match.

RECORDS

INDIVIDUAL RECORDS



ATTACKS

Most Attacks

Career	Karrie Downey, 1991-94	4,665
Conf. Car.	Sarah Lodge, 1995-98	2,608
LS, Car.	Karrie Downey, 1991-94	4,665
RS, Car.	Tegan Lynch, 1995-98	2,668
MB, Car.	Monique Gerlach, 2000-03	3,012
S, Car.	Elizabeth Gower, 1999-02	2,085
Season	Staci Wolfe, 1993	1,403
Conf. Sea.	Courtney Owens, 1998	873
Fr., Sea.	Karrie Downey, 1991	1,108
So., Sea.	Rachel Wacholder, 1994	1,206
Jr., Sea.	Staci Wolfe, 1993	1,403
Sr., Sea.	Karrie Downey, 1994	1,276
LS, Sea.	Staci Wolfe, 1993	1,403
RS, Sea.	Allie Griffin, 2005	1,016
MB, Sea.	Monique Gerlach, 2002	879
S, Sea.	Elizabeth Gower, 2001	523
3-Game	Rachel Wacholder vs. CSU, 10/19/94	61
4-Game	Rachel Wacholder vs. ISU (n), 11/24/95	106
5-Game	Karrie Downey vs. PSU (n), 12/9/93	85
Fr., Mtch.	Sarah Lodge vs. ISU (n), 11/24/95	75
So., Mtch.	Rachel Wacholder vs. ISU (n), 11/25/94	80
	Sarah Lodge @ OU, 11/2/96	80
Jr., Mtch.	Rachel Wacholder vs. ISU (n), 11/24/95	106
Sr., Mtch.	Courtney Owens @ KSU, 11/27/98	81
LS, Mtch.	Rachel Wacholder vs. ISU (n), 11/24/96	106
RS, Mtch.	Tegan Lynch @ ISU, 10/14/95	60
MB, Mtch.	Allie Griffin @ TAMU, 9/24/03	57
S, Mtch.	Elizabeth Gower @ KSU, 11/10/01	33

Highest Average, Attacks Per Game

Career	Karrie Downey, 1991-94	10.70
Conf. Car.	Rachel Wacholder, 1993-96	10.88
LS, Car.	Karrie Downey, 1991-94	10.70
RS, Car.	Allie Griffin, 2002-05	8.30
MB, Car.	Monique Gerlach, 2000-01	7.49
S, Car.	Elizabeth Gower, 1999-01	5.12
Season	Rachel Wacholder, 1995	12.84
Conf. Sea.	Rachel Wacholder, 1995	12.89
Fr., Sea.	Karrie Downey, 1991	9.72
So., Sea.	Rachel Wacholder, 1994	11.60
Jr., Sea.	Rachel Wacholder, 1995	12.84
Sr., Sea.	Karrie Downey, 1994	12.39
LS, Sea.	Rachel Wacholder, 1995	12.84
RS, Sea.	Allie Griffin, 2005	9.58
MB, Sea.	Monique Gerlach, 2002	7.92
S, Sea.	Elizabeth Gower, 2000	4.63

Most Seasons, Led Buffs In Attacks

Career	Tina Murray, 1987, 1989-90	3
	Sonja Russell, 1999-01	3

Most Matches, Led Buffs In Attacks

Career	Karrie Downey, 1991-94	10.70
--------	------------------------	-------

Most Matches, ## Attacks

50	Rachel Wacholder, 1993-96	31
70	Rachel Wacholder, 1993-96	9
80	Rachel Wacholder, 1993-96	2
100	Rachel Wacholder, 1993-96	1

Most Seasons, ## Attacks

1,000	Karrie Downey, 1991-94	4
-------	------------------------	---

TOTAL BLOCKS

Most Total Blocks

Career	Meghan Barkman, 1999-02	564
Conf. Car.	Meghan Barkman, 1999-02	394
MB, Car.	Meghan Barkman, 1999-02	564
RS, Car.	Allie Griffin, 2002-05	266
LS, Car.	Karrie Downey, 1991-94	231
S, Car.	Elizabeth Gower, 1999-02	278
Season	Leah Williams, 1995	177
Conf. Sea.	Meghan Barkman, 2000	111
Fr., Sea.	Meghan Barkman, 1999	134
So., Sea.	Meghan Barkman, 2000	165

Jr., Sea.	Meghan Barkman, 2001	151
Sr., Sea.	Leah Williams, 1995	177
MB, Sea.	Leah Williams, 1995	177
LS, Sea.	Karrie Downey, 1994	66
RS, Sea.	Allie Griffin, 2004	91
S, Sea.	Elizabeth Gower, 2000	91
3-Game	Lara Bossow vs. KSU 9/15/04	11
	Kathleen Bunce vs. AFA, 9/19/96	11
4-Game	Lisa Soulliere vs. NAU, 9/2/88	12
	Lisa Soulliere vs. Tenn., 10/29/88	12
	Meghan Barkman @ TTU, 11/3/01	12
5-Game	Lisa Soulliere @ UT, 11/17/89	15
Fr., Mtch.	Heather Sweeney vs. WKent., 9/16/92	10
	Alison Koepke vs. CSU, 10/19/94	10
	Meghan Barkman vs. AFA, 9/7/99	10
	Meghan Barkman vs. KSU, 10/2/99	10
So., Mtch.	Lara Bossow vs. KSU 9/15/04	11
	Alison Koepke @ ISU, 10/14/95	11
	Meghan Barkman @ KU, 9/13/00	11
Jr., Mtch.	Lisa Soulliere vs. NAU, 9/2/88	12
	Lisa Soulliere vs. Tenn., 10/29/88	12
	Meghan Barkman @ TTU, 11/3/01	12
Sr., Mtch.	Lisa Soulliere at UT, 11/17/89	15
MB, Mtch.	Lisa Soulliere at UT, 11/17/89	15
LS, Mtch.	Sarah Lodge vs. OU, 10/11/95	9
	Sarah Lodge @ ISU, 10/14/95	9
RS, Mtch.	Josee Roberge @ TTU, 11/3/01	10
S, Mtch.	Jennifer Sherlock @ OU, 9/29/88	8
	Nicole Vranesh vs. Hou. (n), 11/30/90	8

Highest Average, Blocks Per Game

Career	Meghan Barkman, 1999-01	1.43
Conf. Car.	Meghan Barkman, 1999-01	1.44
MB, Car.	Meghan Barkman, 1999-01	1.43
RS, Car.	Allie Griffin, 2002-05	.77
	Josee Roberge, 1998-01	.77
LS, Car.	Maragda Santillana, 2002-04	.64
S, Car.	Elizabeth Gower, 1999-01	.68
Season	Leah Williams, 1995	1.65
Conf. Sea.	Meghan Barkman, 2000	1.63
Fr., Sea.	Meghan Barkman, 1999	1.30
So., Sea.	Meghan Barkman, 2000	1.57
Jr., Sea.	Meghan Barkman, 2001	1.41
Sr., Sea.	Leah Williams, 1995	1.65
MB, Sea.	Leah Williams, 1995	1.65
RS, Sea.	Allie Griffin, 2004	.92
LS, Sea.	Wendy Callahan, 1988	.64
S, Sea.	Elizabeth Gower, 2000	.86

Most Matches, ## Blocks

5, Car.	Meghan Barkman, 1999-01	47
10, Car.	Alison Koepke, 1994-97	9

Most Seasons, 100 Blocks

Career	Lisa Soulliere, 1987-89	3
	Meghan Barkman, 1999-01	3

Most Seasons Leading Buffs In Blocks

Career	Lisa Soulliere, 1987-89	3
	Leah Williams, 1993-96	3
	Meghan Barkman, 1999-01	3

SOLO BLOCKS

Most Solo Blocks

Career	Lisa Soulliere, 1987-89	174
Conf. Car.	Lisa Soulliere, 1987-89	70
Season	Wendy Van Wyhe, 1990	71
Conf. Sea.	Wendy Van Wyhe, 1990	35
Match	Lisa Soulliere vs. NAU, 9/2/88	10

BLOCK ASSISTS

Most Block Assists

Career	Meghan Barkman, 1999-02	495
Conf. Car.	Meghan Barkman, 1999-02	345
Season	Leah Williams, 1995	148
Conf. Sea.	Meghan Barkman, 2000	96
	Meghan Barkman, 2001	96
Match	Alison Koepke vs. ORU, 12/7/97	13

ATTACK PERCENTAGE

Highest Attack Percentage

Career	Kelly Campbell, 1996-99	.329
Conf. Car.	Katie Zabransky, 1990-91	.352
MB, Car.	Monique Gerlach, 2000-03	.328
RS, Car.	Allie Griffin, 2002-05	.254
S, Car.	Kelly Campbell, 1996-99	.329
LS, Car.	Rachel Wacholder, 1993-96	.218
Season	Kelly Campbell, 1998	.406
Conf. Sea.	Wendy Van Wyhe, 1991	.407
Fr., Sea.	Monique Gerlach, 2000	.313
So., Sea.	Monique Gerlach, 2001	.344
Jr., Sea.	Kelly Campbell, 1998	.403
Sr., Sea.	Kristin Engelking, 1999	.354
MB, Sea.	Lara Bossow, 2005	.369
RS, Sea.	Allie Griffin, 2005	.290
LS, Sea.	Wendy Callahan, 1988	.304
S, Sea.	Kelly Campbell, 1998	.403
3-Game	Shana Bowen @ ISU, 10/30/98	.889
4-Game	Darla DeRuiter vs. Tenn., 10/29/88	.714
	Lisa Soulliere vs. KU, 10/7/89	.714
5-Game	Sylvie Roberge @ KSU, 11/3/99	.733
Fr., Mtch.	Katie Zabransky vs. KU, 10/20/90	.727
	Heather Sweeney vs. W.Kent., 9/16/92	.727
So., Mtch.	Jennifer Sherlock vs. St. Mary's, 11/18/88	.778
	Nicole Vranesh vs. N'western, 9/6/91	.778
Jr., Mtch.	Shana Bowen @ ISU, 10/30/98	.889
Sr., Mtch.	Lisa Soulliere vs. KSU, 10/13/89	.727
MB, Mtch.	Shana Bowen @ ISU, 10/30/98	.889
RS, Mtch.	Tiffany Jestadt vs. KSU, 10/19/90	.727
LS, Mtch.	Sara Villwock vs. ISU, 10/15/01	.682
S, Mtch.	Jennifer Sherlock vs. St. Mary's, 11/18/88	.778
	Nicole Vranesh vs. N'western, 9/6/91	.778

Most Seasons Leading Team


Career	Lisa Soulliere, 1987 & 1989	.2
	Wendy Van Wyhe, 1990-91	.2
	Janine Zumerchik, 1992-93	.2
	Leah Williams, 1994-95	.2
	Monique Gerlach, 2000-03	.2

Most Attacks, All Kills

Match	Ashley Nu'u vs. KSU, 9/15/04	7
	Leah Williams vs. ISU, 10/8/94	7

Most Attacks, No Errors

Match	Rachel Wacholder vs. AFA, 9/19/96	33
	Kristin Engelking @ KU, 11/27/99	33



Ashley Nu'u tied Leah Williams' school record for most attacks, no errors and all kills (7) in 2004.

RECORDS



CAREER LEADERS

KILLS

1. Karrie Downey, 1991-94	1,790
2. Sarah Lodge, 1995-98	1,581
3. Rachel Wacholder, 1993-96	1,484
4. Monique Gerlach, 2000-03	1,427
5. Tina Murray, 1987-90	1,358
6. Allie Griffin, 2002-05	1,283
7. Sonja Russell, 1998-01	1,237
8. Michele Kohler, 1989-92	1,225
9. Meghan Barkman, 1999-02	1,220
10. Janine Zumerchik, 1991-94	1,053
11. Tegan Lynch, 1995-98	1,024
12. Staci Wolfe, 1991-94	1,005
13. Nicole Carr, 2002-05	991
14. Kristen Engelking, 1996-99	924
15. Stephanie Salgado, 1987-90	840
16. Leah Williams, 1992-95	832
17. Elizabeth Gower, 1999-02	801
18. Melissa Schutz, 1995-98	797
19. Courtney Owens, 1995-98	791
20. Wendy Van Wyhe, 1989-91	790
21. Maragda Santillana, 2002-04	786
22. Lisa Soulliere, 1987-89	742
23. Tiffany Jestadt, 1989-91	713
24. Alison Koepke, 1994-97	702
25. Kim Taskey, 1999-02	658
26. Susan Magda, 1987-88	616
27. Kelly Campbell, 1996-99	596
28. Shana Bowen, 1996-99	532
29. Katie Zabransky, 1990-91	510
30. Sara Villwock, 2000-01	503

ATTACKS

1. Karrie Downey, 1991-94	4,665
2. Rachel Wacholder, 1993-96	4,330
3. Tina Murray, 1987-90	4,111
4. Sarah Lodge, 1995-98	4,026
5. Michele Kohler, 1989-92	3,786
6. Sonja Russell, 1998-01	3,380
7. Monique Gerlach, 2000-03	3,012
8. Staci Wolfe, 1991-94	2,969
9. Nicole Carr, 2002-05	2,885
10. Allie Griffin, 2002-05	2,863
11. Meghan Barkman, 1999-02	2,768
12. Tegan Lynch, 1995-98	2,670
13. Janine Zumerchik, 1991-94	2,344
14. Courtney Owens, 1995-98	2,327
15. Stephanie Salgado, 1987-90	2,142
16. Elizabeth Gower, 1999-02	2,085
17. Kristin Engelking, 1996-99	1,969
18. Kim Taskey, 1999-02	1,946
19. Maragda Santillana, 2002-04	1,872
20. Leah Williams, 1992-95	1,832
21. Melissa Schutz, 1995-98	1,811
22. Tiffany Jestadt, 1989-91	1,775
23. Wendy Van Wyhe, 1989-91	1,758
24. Lisa Soulliere, 1987-89	1,733
25. Alison Koepke, 1994-97	1,724

ASSISTS

1. Kelly Campbell, 1996-99	6,228
2. Nicole Vranesh, 1990-93	5,261
3. Jennifer Sherlock, 1987-90	4,196
4. Elizabeth Gower, 1999-02	3,933

5. Ashley Nu'u, 2003-	2,963
6. Allison Barnes, 2001-04	1,507
7. Shelly Wolfe, 1995-	1,023
8. Tracy Seiler, 1993-94	980
9. Jennifer Anderson, 1993-95	660
10. Susan Gillette, 1986	343
11. Tegan Lynch, 1995-98	303
12. Buffy Romero, 1988-91	263
13. Sonja Russell, 1998-01	205
14. Allie Griffin, 2002-05	186
15. Nicole Carr, 2002-05	166
16. Kim Taskey, 1999-02	146
17. Rachel Wacholder, 1993-96	140
18. Sarah Lodge, 1995-98	135
19. Karrie Downey, 1991-94	115
20. Tiffany Jestadt, 1989-91	111
21. Sara Villwock, 2000-01	102
22. Stephanie Salgado, 1987-90	102
23. Lucy Stearns, 1986	101

ATTACK PERCENTAGE

(1/2 MP, 3.0 Att./Game)	
1. Kelly Campbell, 1996-99	329
2. Monique Gerlach, 2000-03	328
3. Janine Zumerchik, 1991-94	308
4. Kristin Engelking, 1996-99	302
5. Wendy Van Wyhe, 1989-91	301
6. Meghan Barkman, 1999-02	300
7. Leah Williams, 1992-95	295
8. Lisa Soulliere, 1987-89	291
9. Melissa Schutz, 1995-98	281
10. Heather Sweeney, 1992-93	274
11. Alison Koepke, 1994-97	260
12. Elizabeth Gower, 1999-02	256
13. Kathleen Bunce, 1995-96	255
14. Katie Zabransky, 1990-91	254
15. Allie Griffin, 2002-05	254
16. Tiffany Jestadt, 1989-91	242
17. Maragda Santillana, 2002-04	233
18. Tegan Lynch, 1995-98	225
19. Rachel Wacholder, 1993-96	218
20. Karrie Downey, 1991-94	216
21. Stephanie Salgado	208

SERVICE ACES

(Min. 45)	
1. Staci Wolfe, 1991-94	174
2. Tina Murray, 1987-90	153
3. Karrie Downey, 1991-94	152
4. Rachel Wacholder, 1993-96	145
5. Michele Kohler, 1989-92	145
6. Jennifer Sherlock, 1987-90	145
7. Stephanie Salgado, 1987-90	129
8. Monique Gerlach, 2000-03	99
9. Sarah Lodge, 1995-98	96
10. Elizabeth Gower, 1999-02	94
11. Melissa Schutz, 1995-98	92
12. Kelly Campbell, 1996-99	92
13. Leah Williams, 1992-95	90
14. Lisa Soulliere, 1987-89	89
15. Nicole Vranesh, 1990-93	83
16. Allison Barnes, 2001-04	78
17. Courtney Owens, 1995-98	73
18. Alison Koepke, 1994-97	73
19. Kim Taskey, 1999-02	63
20. Stephanie Chiang, 1990-92	60

DIGS

(Min. 300)	
1. Karrie Downey, 1991-94	1,540
2. Tina Murray, 1987-90	1,523
3. Michele Kohler, 1989-92	1,446
4. Rachel Wacholder, 1993-96	1,342
5. Sonja Russell, 1998-01	1,271
6. Nicole Vranesh, 1990-93	1,248
7. Kelly Campbell, 1996-99	1,247
8. Tegan Lynch, 1995-98	1,216
9. Nicole Carr, 2002-05	1,160
10. Elizabeth Gower, 1999-02	1,083
11. Sarah Lodge, 1995-98	1,081
12. Staci Wolfe, 1991-94	1,035
13. Jennifer Sherlock, 1987-90	910
14. Courtney Owens, 1995-98	827
15. Leah Williams, 1992-95	821
16. Meghan Barkman, 1999-02	765
17. Monique Gerlach, 2000-03	747
18. Kim Taskey, 1999-02	733
19. Allison Barnes, 2001-04	688
20. Janine Zumerchik, 1991-94	630
21. Stephanie Salgado, 1987-90	605
22. Tiffany Jestadt, 1989-91	601
23. Allie Griffin, 2002-05	620
24. Melissa Schutz, 1995-98	527
25. Lisa Soulliere, 1987-89	488
26. Kristin Engelking, 1996-99	456
27. Shana Bowen, 1996-99	453
28. Alison Koepke, 1994-97	440
29. Sara Villwock, 2000-01	433
30. Austin Zimmerman, 2003-	403

TOTAL BLOCKS

(Min. 100)	
1. Meghan Barkman, 1999-02	565
2. Alison Koepke, 1994-97	441
3. Lisa Soulliere, 1987-89	412
4. Leah Williams, 1992-95	393
5. Monique Gerlach, 2000-03	355
6. Wendy Van Wyhe, 1989-91	338
7. Elizabeth Gower, 1999-02	278
8. Kelly Campbell, 1996-99	264
9. Allie Griffin, 2002-05	266
10. Stephanie Salgado, 1987-90	247
11. Kristin Engelking, 1996-99	244
12. Melissa Schutz, 1995-98	239
13. Janine Zumerchik, 1991-94	234
14. Karrie Downey, 1991-94	231
15. Katie Zabransky, 1990-91	222
16. Sarah Lodge, 1995-98	216
17. Tegan Lynch, 1995-98	207
18. Lara Bossow, 2003-	202
19. Jennifer Sherlock, 1987-90	189
20. Austin Zimmerman, 2003-	181
21. Ashley Nu'u, 2003-	179
22. Josee Roberge, 1998-01	166
23. Tiffany Jestadt, 1989-91	162
24. Maragda Santillana, 2002-04	156
25. Rachel Wacholder, 1993-96	156
26. Nicole Vranesh, 1990-93	150
27. Sonja Russell, 1998-01	147
28. Shana Bowen, 1996-99	146
29. Wendy Callahan, 1987-88	124

1,000 CAREER KILL CLUB



Karrie Downey, 1991-94 - 1,790



Sarah Lodge, 1995-98 - 1,581



Rachel Wacholder, 1993-96 - 1,484



Monique Gerlach, 2000-03 - 1,427



Tina Murray, 1987-90 - 1,358



Allie Griffin, 2002-05 - 1,283

RECORDS

SEASON LEADERS



KILLS

(Min. 300)

1. Sarah Lodge, 1997	528
2. Karrie Downey, 1993	501
3. Allie Griffin, 2005	486
4. Karrie Downey, 1994	462
5. Rachel Wacholder, 1996	456
6. Tina Murray, 1989	449
7. Karrie Downey, 1991	440
8. Rachel Wacholder, 1995	438
9. Susan Magda, 1988	432
10. Sonja Russell, 1999	427
11. Staci Wolfe, 1993	427
12. Sonja Russell, 2000	425
13. Amber Sutherland, 2005	421
14. Allie Griffin, 2004	420
15. Monique Gerlach, 2002	419
16. Sarah Lodge, 1996	416
17. Tiffany Jestadt, 1990	415
18. Stephanie Salgado, 1988	399
19. Courtney Owens, 1998	399
20. Monique Gerlach, 2001	387
21. Karrie Downey, 1992	387
22. Janine Zumerchik, 1993	382
23. Kristin Engelking, 1999	377
24. Tina Murray, 1990	377
25. Monique Gerlach, 2003	376
26. Sarah Lodge, 1998	372
27. Rachel Wacholder, 1994	371
28. Michele Kohler, 1992	364
29. Michele Kohler, 1990	357
30. Kristin Engelking, 1998	350
31. Meghan Barkman, 2001	346
32. Wendy Van Wyhe, 1991	346
33. Lisa Soulliere, 1989	346

ATTACKS

(Min. 1,000)

1. Staci Wolfe, 1993	1,403
2. Rachel Wacholder, 1995	1,374
3. Karrie Downey, 1994	1,276
4. Karrie Downey, 1993	1,257
5. Sarah Lodge, 1997	1,246
6. Tina Murray, 1989	1,225
7. Tina Murray, 1990	1,212
8. Rachel Wacholder, 1994	1,206
9. Sonja Russell, 2000	1,183
10. Rachel Wacholder, 1996	1,181
11. Sonja Russell, 1999	1,169
12. Courtney Owens, 1998	1,157
13. Karrie Downey, 1991	1,108
14. Michele Kohler, 1990	1,098
15. Susan Magda, 1988	1,098
16. Michele Kohler, 1992	1,092
17. Sarah Lodge, 1996	1,027
18. Karrie Downey, 1992	1,022
19. Allie Griffin, 2005	1,016
20. Tiffany Jestadt, 1990	1,012

ASSISTS

(Min. 300)

1. Nicole Vranesh, 1991	1,712
2. Kelly Campbell, 1997	1,582
3. Kelly Campbell, 1998	1,572
4. Kelly Campbell, 1999	1,555
5. Nicole Vranesh, 1993	1,541
6. Kelly Campbell, 1996	1,519
7. Ashley Nu'u, 2005	1,448
8. Elizabeth Gower, 2000	1,389
9. Nicole Vranesh, 1992	1,362
10. Jennifer Sherlock, 1988	1,335
11. Jennifer Sherlock, 1989	1,332
12. Elizabeth Gower, 2001	1,312
13. Ashley Nu'u, 2004	1,146
14. Elizabeth Gower, 2002	1,115
15. Allison Barnes, 2003	1,042
16. Shelly Wolfe, 1995	1,023
17. Tracy Seiler, 1994	979
18. Jennifer Sherlock, 1987	850
19. Jennifer Sherlock, 1990	679
20. Nicole Vranesh, 1990	648
21. Jennifer Anderson, 1994	414

ATTACK PERCENTAGE

(Min. 300, 2/3 GP, 3.0 Att./Game)

1. Kelly Campbell, 1998	.406
2. Lara Bossow, 2005	.369
3. Meghan Barkman, 2001	.360
4. Kristin Engelking, 1998	.355
5. Kristin Engelking, 1999	.354
6. Wendy Van Wyhe, 1991	.347
7. Leah Williams, 1995	.346
8. Monique Gerlach, 2001	.344
9. Monique Gerlach, 2002	.331
10. Lisa Soulliere, 1989	.327
11. Kelly Campbell, 1999	.323
12. Janine Zumerchik, 1992	.321
13. Monique Gerlach, 2003	.320
14. Darla DeRuitter, 1988	.315
15. Monique Gerlach, 2000	.313
16. Leah Williams, 1994	.311
17. Elizabeth Gower, 2000	.3093
18. Janine Zumerchik, 1993	.3090
19. Wendy Callahan, 1988	.304
20. Meghan Barkman, 1999	.303
21. Elizabeth Gower, 2001	.302

SERVICE ACES

(Min. 30)

1. Jennifer Sherlock, 1988	65
2. Staci Wolfe, 1993	60
3. Staci Wolfe, 1991	60
4. Stephanie Salgado, 1988	55
5. Tina Murray, 1988	47
6. Rachel Wacholder, 1994	45
7. Staci Wolfe, 1992	45
8. Karrie Downey, 1991	45
9. Karrie Downey, 1993	44
10. Michele Kohler, 1992	44
11. Tina Murray, 1987	43
12. Rachel Wacholder, 1995	38
13. Heather Sweeney, 1992	38
14. Lisa Soulliere, 1989	38
15. Jennifer Sherlock, 1987	37
16. Rachel Wacholder, 1996	36
17. Michele Kohler, 1991	35
18. Stephanie Salgado, 1989	35

DIGS

(Min. 300)

1. Tina Murray, 1990	490
2. Karrie Downey, 1994	452
3. Michele Kohler, 1990	416
4. Karrie Downey, 1993	415
5. Sonja Russell, 2000	406
6. Rachel Wacholder, 1995	399
7. Tina Murray, 1988	393
8. Nicole Carr, 2003	388
9. Tegan Lynch, 1998	378
10. Sonja Russell, 1999	375
11. Michele Kohler, 1992	371
12. Karrie Downey, 1991	371
13. Staci Wolfe, 1993	369
14. Tina Murray, 1989	368
15. Nicole Vranesh, 1993	358
16. Sonja Russell, 2001	352
17. Nicole Vranesh, 1991	352
18. Michele Kohler, 1991	351
19. Tegan Lynch, 1997	345
20. Courtney Owens, 1998	342
21. Kelly Campbell, 1999	336
22. Nicole Vranesh, 1992	331
23. Rachel Wacholder, 1996	329
24. Sarah Lodge, 1997	322
25. Kelly Campbell, 1998	321
26. Sarah Lodge, 1998	321
27. Kim Tasker, 2002	320
28. Rachel Wacholder, 1994	318
29. Elizabeth Gower, 1999	313
30. Kelly Campbell, 1996	308
31. Michele Kohler, 1989	308

TOTAL BLOCKS

(Min. 75)

1. Leah Williams, 1995	177
2. Lisa Soulliere, 1989	168
3. Meghan Barkman, 2000	165
4. Meghan Barkman, 2001	151
5. Alison Koepke, 1997	144
6. Alison Koepke, 1995	142
7. Lisa Soulliere, 1988	141
8. Wendy Van Wyhe, 1990	135
9. Meghan Barkman, 1999	134
10. Katie Zabransky, 1991	129
11. Leah Williams, 1994	127
12. Kristin Engelking, 1998	126
13. Meghan Barkman, 2002	115
14. Wendy Van Wyhe, 1991	105
15. Lara Bossow, 2004	104
16. Lisa Soulliere, 1987	103
17. Amy Hulstrom, 1986	99
18. Austin Zimmerman, 2004	98
19. Wendy Van Wyhe, 1989	98
20. Alison Koepke, 1996	94
21. Monique Gerlach, 2003	93
22. Katie Zabransky, 1990	93
23. Monique Gerlach, 2002	92
24. Allie Griffin, 2004	91
25. Monique Gerlach, 2001	91
26. Elizabeth Gower, 2000	91
27. Tiffany Jestadt, 1990	91

1,000 CAREER KILL CLUB



Sonja Russell, 1998-01 - 1,237



Michele Kohler, 1989-92 - 1,225



Meghan Barkman, 1999-02 - 1,220



Janine Zumerchik, 1991-94 - 1,053



Tegan Lynch, 1995-98 - 1,024



Staci Wolfe, 1991-94 - 1,005

RECORDS



MATCH LEADERS

KILL CLUBS

Kills	Name, Opponent, Date	Games In Match
40-KILL CLUB		
40	Sarah Lodge vs. UT, 11/28/97	5
30-KILL CLUB		
36	Sarah Lodge @ OU, 11/2/96	5
34	Karrie Downey vs. PSU, 12/7/91	5
	Karrie Downey vs. PSU, 12/9/93	5
33	Sarah Lodge @ OU, 10/11/97	5
32	Rachel Wacholder @ OU, 11/2/96	5
31	Staci Wolfe vs. A&M, 9/18/94	4
30	Tina Murray vs. UT, 9/3/89	4
25-KILL CLUB		
29	Rachel Wacholder vs. Ga. Tech, 9/3/95	5
	Sarah Lodge @ USC, 9/7/97	5
	Sarah Lodge vs. ORU, 12/7/97	5
	Courtney Owens @ KSU, 11/27/98	4
	Allie Griffin vs. KSU, 10/12/05	5
28	Karrie Downey vs. KU, 11/15/91	4
	Karrie Downey vs. ISU, 11/25/94	5
	Sarah Lodge @ UT, 11/30/96	5
	Kristin Engelking vs. BU, 9/25/99	5
	Allie Griffin vs. Creighton, 9/9/05	5
27	Rachel Wacholder @ TTU, 10/25/96	5
	Rachel Wacholder @ UT, 11/30/96	5
	Sarah Lodge @ NU, 10/8/97	5
	Monique Gerlach @ BU, 9/18/02	4
	Allie Griffin @ A&M, 9/24/03	5
	Maragda Santillana vs. UNC, 9/11/04	4
	Allie Griffin @ OU, 9/24/05	5
26	Tina Murray vs. Idaho St., 9/3/90	4
	Karrie Downey @ Ill., 9/11/93	5
	Janine Zumerchik vs. PSU, 12/9/93	5
	Rachel Wacholder vs. ISU, 11/11/95	5
	Kim Taskey @ TTU, 11/13/99	5
	Sonja Russell vs. Ga. Tech, 12/1/00	4
	Amber Sutherland @ KSU, 11/16/05	5
25	Tina Murray @ NU, 10/14/89	4
	Wendy Van Wyhe vs. CSU, 11/5/91	4
	Staci Wolfe @ CSU, 10/5/93	4
	Karrie Downey vs. NU, 11/27/93	5
	Rachel Wacholder vs. ISU, 11/24/95	4
	Sarah Lodge vs. Stanford, 9/12/98	5
	Courtney Owens vs. UT, 10/17/98	5
	Kristin Engelking vs. UT, 11/20/99	5
	Sonja Russell vs. UT, 11/20/99	5
	Monique Gerlach vs. BU, 10/31/01	5
	Allie Griffin @ OU, 10/16/04	5
	Allie Griffin vs. TTU, 10/30/04	4
	Allie Griffin vs. KU, 10/1/05	5
20-KILL CLUB		
24	Tina Murray vs. OU, 11/24/89	4
	Tiffany Jestadt @ Washington, 9/14/91	4
	Karrie Downey @ CSU, 10/5/93	4
	Rachel Wacholder @ OU, 11/15/95	4
	Rachel Wacholder vs. BU, 11/22/96	3
	Melissa Schutz vs. ORU, 12/4/96	3
	Sarah Lodge @ ND, 9/6/98	3
	Kristin Engelking @ MU, 10/31/98	4
	Kristin Engelking @ TTU, 11/13/99	5
	Sonja Russell vs. A&M, 11/1/00	3
	Maragda Santillana vs. KU, 10/24/03	5
23	Tina Murray @ SDSU, 9/1/89	5
	Karrie Downey @ Oregon, 8/31/91	4
	Michele Kohler vs. NU, 11/28/92	4
	Staci Wolfe vs. NU, 10/13/93	5
	Sarah Lodge @ TTU, 10/25/96	5
	Courtney Owens vs. KSU, 11/7/98	4
	Meghan Barkman vs. WSU, 9/11/99	4
	Kim Taskey vs. S. Clara, 9/3/00	4
	Sara Villwock @ CSU, 12/2/00	5
	Monique Gerlach @ CSU, 12/1/01	5
	Monique Gerlach @ CSU, 10/1/02	4
	Allie Griffin vs. Marquette, 9/10/05	5
22	Andrea Smith vs. UCCS, 10/29/86	5
	Susan Magda @ NU, 10/8/88	4
	Susan Magda vs. OU, 10/13/88	4
	Susan Magda vs. CSU, 11/2/88	5
	Janine Zumerchik @ Wyo., 9/7/92	5
	Michele Kohler vs. Va. Tech, 9/19/92	3
	Karrie Downey vs. NU, 11/28/92	4
	Karrie Downey @ OU, 11/3/93	5
	Staci Wolfe vs. BYU, 9/2/94	4
	Karrie Downey vs. ND, 9/15/94	4
	Karrie Downey vs. A&M, 9/18/94	4
	Rachel Wacholder @ OU, 9/28/94	3
	Rachel Wacholder vs. ISU, 11/25/94	5
	Rachel Wacholder vs. OU, 10/11/95	4
	Rachel Wacholder vs. TTU, 11/23/96	3
	Sarah Lodge vs. TTU, 10/24/97	4
	Sarah Lodge vs. KSU, 11/15/97	5
	Kristin Engelking @ KU, 11/27/99	3
	Sonja Russell vs. MU, 11/25/00	3
	Sonja Russell vs. KSU, 10/6/01	4
	Monique Gerlach @ TTU, 11/3/01	4
	Monique Gerlach @ TU, 11/6/02	4
	Allie Griffin vs. USD, 9/10/04	5
	Maragda Santillana @ OU, 10/16/04	5
	Allie Griffin vs. BU, 10/5/05	5
	Amber Sutherland @ TTU, 10/8/05	5
21	Susan Magda @ KSU, 10/7/88	3

Stephanie Salgado @ MU, 10/22/88	5
Susan Magda vs. NU, 11/26/88	4
Lisa Soulliere @ SDSU, 9/1/89	5
Lisa Soulliere vs. KU, 10/7/89	4
Janine Zumerchik vs. Mich., 9/18/93	4
Janine Zumerchik @ CSU, 10/5/93	4
Karrie Downey vs. Wash., 9/1/94	4
Karrie Downey vs. Wash., 9/1/94	4
Staci Wolfe vs. Wash., 9/1/94	4
Karrie Downey vs. Wyo., 10/25/94	3
Karrie Downey @ CSU, 11/9/94	4
Karrie Downey vs. N. Iowa, 12/4/94	4
Rachel Wacholder @ KSU, 9/30/95	4
Rachel Wacholder @ KU, 10/7/95	4
Sarah Lodge vs. CSU, 9/17/96	3
Rachel Wacholder vs. KU, 9/28/96	3
Rachel Wacholder vs. OU, 10/11/96	4
Sarah Lodge vs. UT, 10/18/96	5
Rachel Wacholder vs. UT, 10/18/96	5
Sarah Lodge vs. OU, 10/31/97	3
Sarah Lodge @ TTU, 10/10/98	5
Tegan Lynch vs. UT, 10/17/98	5
Sonja Russell vs. TTU, 10/6/99	3
Kim Taskey vs. C. Florida, 9/1/00	3
Sara Villwock vs. A&M, 11/1/00	3
Sonja Russell @ CSU, 12/2/00	5
Monique Gerlach vs. Clemson, 8/31/01	4
Meghan Barkman @ CSU, 12/1/01	5
Monique Gerlach @ T A&M 11/2/02	5
Allie Griffin @ vs. ISU, 9/27/03	4
Allie Griffin vs. DU, 9/1/04	4
Allie Griffin vs. CSN, 9/3/04	3
Maragda Santillana vs. BU, 9/25/04	3
Allie Griffin @ TAMU, 10/16/05	5
Tina Murray vs. Iowa State, 11/20/87	5
Tina Murray @ CSU, 11/14/89	4
Michele Kohler vs. NU, 11/13/90	4
Tiffany Jestadt vs. EMU, 11/30/90	4
Wendy Van Wyhe vs. EMU, 11/30/90	4
Wendy Van Wyhe vs. Houston, 11/30/90	4
Katie Zabransky vs. Houston, 11/2/91	4
Karrie Downey @ OU, 11/9/91	5
Michele Kohler vs. Wyo., 9/29/92	4
Staci Wolfe vs. Minn., 9/3/93	4
Karrie Downey @ Ill., 9/11/93	5
Karrie Downey vs. NU, 10/13/93	5
Leah Williams vs. NU, 10/13/93	5
Janine Zumerchik vs. NU, 10/13/93	5
Staci Wolfe vs. ISU, 11/26/93	4
Janine Zumerchik vs. MSU, 9/16/94	4
Janine Zumerchik vs. UNC, 9/30/94	3
Karrie Downey @ ISU, 11/5/94	3
Karrie Downey vs. NU, 11/26/94	4
Sarah Lodge @ CSU, 10/24/95	5
Sarah Lodge vs. ISU, 11/24/95	4
Rachel Wacholder @ UNC, 9/7/96	5
Sarah Lodge vs. TTU, 11/23/96	3
Tegan Lynch vs. Villanova, 9/6/97	3
Courtney Owens vs. OU, 10/31/97	3
Alison Koepke vs. UT, 11/28/97	5
Sarah Lodge vs. UGa., 9/6/98	3
Courtney Owens vs. TTU, 11/13/98	4
Shana Bowen @ UT, 11/20/98	4
Sonja Russell vs. AFA, 9/7/99	4
Sonja Russell vs. OU, 10/30/99	4
Sylvie Roberge @ UNO, 9/9/00	5
Sonja Russell @ TTU, 10/7/00	5
Nicole Carr vs. Tex. Arl., 11/13/02	4
Maragda Santillana, @ ISU, 10/24/03	5
Maragda Santillana, vs. A&M, 11/12/03	5
Maragda Santillana vs. CSU, 9/7/04	3
Nicole Carr vs. TTU, 10/30/04	4
Amber Sutherland vs. Marquette, 9/10/05	5
Amber Sutherland vs. BU, 10/5/05	5
Allie Griffin @ KU, 11/2/05	4
Amber Sutherland vs. UT, 11/9/05	5

71	Courtney Owens vs. UT, 10/17/98	5
70	Rachel Wacholder @ ISU, 10/14/95	5
	Rachel Wacholder @ TTU, 10/25/96	5
	Sarah Lodge vs. UT, 11/28/97	5

ATTACK PERCENTAGE CLUBS


Pct.	Name, Opponent, Date	Games In Match
800-ATTACK PERCENTAGE CLUB		
.889	Shana Bowen @ ISU, 10/30/98	3
.833	Lara Bossow vs. ISU, 10/26/05	3
.833	Allison Barnes vs. OU, 10/5/02	4
.833	Wendy Callahan vs. Cal Irvine, 11/14/87	3
700-ATTACK PERCENTAGE CLUB		
.778	Jennifer Sherlock vs. St. Mary's, 11/18/88	3
	Nicole Vranesh vs. N'western, 9/6/91	3
	Kristin Engelking vs. Baylor, 11/15/98	3
.769	Elizabeth Gower @ OU, 10/18/01	3
.750	Maragda Santillana vs. Maine, 11/14/02	3
.733	Sylvie Roberge @ KSU, 11/3/99	5
	Lara Bossow vs. KU 10/9/04	3
.727	Lisa Soulliere vs. KSU, 10/13/89	3
	Tiffany Jestadt vs. KSU, 10/19/90	3
	Katie Zabransky vs. KU, 10/20/90	3
	Heather Sweeney vs. W. Kentucky, 9/16/92	3
	Allie Griffin vs. ISU, 11/24/04	3
.714	Lisa Soulliere vs. KU, 10/7/89	4
	Darla DeRuiter vs. Tenn., 10/29/88	4
	Lisa Soulliere vs. KU, 11/5/88	3
.700	Janine Zumerchik vs. URI, 9/5/92	3
	Janine Zumerchik vs. UMKC, 10/30/92	3
	Janine Zumerchik vs. ISU, 10/16/93	3
	Leah Williams vs. Wyo., 9/13/95	4
	Monique Gerlach vs. URI, 8/30/03	3
	Ashley Nu'u vs. BU, 10/5/05	5
	Lauren Schaefer vs. TTU, 11/5/05	3

ASSIST CLUBS

Ast.	Name, Opponent, Date	Games In Match
90-ASSIST CLUB		
93	Kelly Campbell @ TTU, 11/17/99	5
80-ASSIST CLUB		
88	Kelly Campbell vs. UT, 11/28/97	5
87	Nicole Vranesh vs. PSU, 12/9/93	5
86	Kelly Campbell @ OU, 11/2/96	5
84	Kelly Campbell vs. UT, 10/17/98	5
70-ASSIST CLUB		
79	Kelly Campbell vs. CSU, 10/18/96	5
78	Nicole Vranesh @ CSU, 10/5/93	4
	Kelly Campbell vs. UT, 11/20/99	5
76	Kelly Campbell vs. ORU, 12/4/96	4
75	Nicole Vranesh vs. Ill., 9/11/93	5
	Kelly Campbell vs. OU, 10/31/97	3
	Kelly Campbell @ TTU, 10/10/98	3
	Kelly Campbell vs. TTU, 10/6/99	4
73	Nicole Vranesh @ KU, 10/18/91	4
	Nicole Vranesh vs. KU, 11/15/91	4
	Nicole Vranesh vs. NU, 10/13/93	5
	Kelly Campbell @ OU, 10/11/97	5
	Kelly Campbell @ UT, 10/20/98	4
72	Nicole Vranesh @ OU, 11/9/91	5
	Nicole Vranesh @ USC, 11/14/92	4
	Kelly Campbell vs. KSU, 11/7/98	4
	Kelly Campbell vs. TTU, 11/13/98	4
71	Kelly Campbell vs. BU, 9/25/99	5
70	Nicole Vranesh vs. Wash., 9/14/91	4
	Kelly Campbell @ TTU, 10/25/96	5
	Kelly Campbell @ KSU, 11/27/98	4
	Ashley Nu'u vs. BU, 10/5/05	5

ATTACK CLUBS

Att.	Name, Opponent, Date	Games In Match
100-ATTACK CLUB		
106	Rachel Wacholder vs. ISU, 11/24/95	4
80-ATTACK CLUB		
85	Karrie Downey vs. Penn state, 12/9/93	5
84	Staci Wolfe @ CSU, 10/5/93	4
81	Courtney Owens @ KSU, 11/27/98	4
80	Rachel Wacholder vs. ISU, 11/25/94	5
	Sarah Lodge @ OU, 11/2/96	5
75-ATTACK CLUB		
79	Rachel Wacholder @ OU, 11/15/95	4
77	Rachel Wacholder vs. ISU, 11/11/95	5
76	Rachel Wacholder vs. UGa., 9/7/95	5
	Sonja Russell vs. UT, 11/20/99	5
75	Tina Murray v. UT, 9/3/89	5
	Staci Wolfe @ Ill., 9/11/93	5
	Sarah Lodge vs. ISU, 11/24/95	4
	Rachel Wacholder @ UT, 11/30/96	5
70-ATTACK CLUB		
73	Staci Wolfe vs. A&M, 9/18/94	4
72	Karrie Downey vs. ISU, 11/5/94	5
	Rachel Wacholder vs. Ga. Tech, 9/3/95	5
	Sarah Lodge vs. ORU, 12/7/97	5



Sarah Lodge is the only Buff to record 20, 30 & 40 kills in a match.

RECORDS

MATCH LEADERS



SERVICE ACE CLUBS

Aces	Name, Opponent, Date	Games In Match
10-ACE CLUB		
10	<i>Staci Wolfe vs. Mont., 8/30/91</i>	3
7-ACE CLUB		
8	<i>Jennifer Sherlock @ SD, 11/12/87</i>	5
7	Michele Kohler @ CSU, 9/18/91	5
5-ACE CLUB		
6	<i>Jennifer Sherlock @ KSU, 10/16/87</i>	4
	Michele Kohler @ Ohio State, 9/11/92	5
	Karrie Downey vs. ISU, 10/16/93	3
	Shana Bowen @ BU, 10/26/96	3
5	<i>Tina Murray vs. GW, 9/18/87</i>	5
	Jennifer Sherlock vs. KU, 11/7/87	4
	Lisa Soulliere @ OU, 9/29/88	5
	Stephanie Salgado @ USF, 11/19/88	3
	Staci Wolfe vs. CSU, 11/5/91	4
	Heather Sweeney vs. NU, 10/24/92	3
	Nicole Vranesh vs. LBSU, 9/10/93	4
	Rachel Wacholder vs. Hou., 9/10/94	3
	Rachel Wacholder vs. MU, 10/21/94	3
	Rachel Wacholder @ KSU, 11/19/94	3
	Leah Williams vs. Wyo., 9/13/95	4
	Rachel Wacholder vs. CSU, 10/4/95	4
	Leah Williams vs. Wyo., 10/18/95	3
	Sarah Lodge @ OU, 11/15/95	4
	Sarah Lodge @ OU, 11/2/96	5
	Courtney Owens @ KU, 10/3/98	3
	Monique Gerlach @ BU, 11/11/00	4
	Alex Buth @ OU, 9/24/05	5
	Lara Bossow @ MU, 10/29/05	5

DIG CLUBS

Digs	Name, Opponent, Date	Games In Match
40-DIG CLUB		
41	<i>Karrie Downey @ ISU, 11/5/94</i>	4
40	Rachel Wacholder vs. ISU, 11/24/95	4
30-DIG CLUB		
34	<i>Michele Kohler vs. EMU, 11/30/90</i>	4
	Rachel Wacholder vs. Ga. Tech, 9/3/95	5
33	Rachel Wacholder @ ISU, 10/14/95	5
31	<i>Jennifer Sherlock vs. Wyoming, 9/22/90</i>	5
30	Tina Murray vs. EMU, 11/30/90	4
25-DIG CLUB		
29	Karrie Downey @ USC, 11/14/92	4
	Karrie Downey vs. Iowa State, 11/25/94	5
	Rachel Wacholder @ BYU, 9/8/95	5
	Tegan Lynch vs. UT, 10/17/98	5
28	<i>Michele Kohler vs. UT, 9/3/89</i>	5
	Tina Murray vs. NU, 11/13/90	4
	Nicole Vranesh @ Portland, 8/30/91	4
	Staci Wolfe @ Portland, 8/30/91	4
	Nicole Vranesh @ CSU, 10/5/93	5
	Elizabeth Gower vs. UT, 11/20/99	5
	Sonja Russell @ TTU, 10/7/00	5
27	Tina Murray vs. CSU, 10/17/90	5
	Karrie Downey vs. Oregon, 8/31/91	4
	Karrie Downey vs. NU, 11/17/93	5
	Karrie Downey vs. A&M, 9/28/94	4
	Sonja Russell @ BU, 11/11/00	5
26	<i>Tina Murray vs. KSU, 11/4/88</i>	4
	Tina Murray vs. Wyo., 9/22/90	5
	Nicole Vranesh vs. NU, 11/4/92	5
	Janine Zumerchik @ CSU, 10/5/93	4
	Sarah Lodge @ OU, 11/2/96	5
	Tegan Lynch vs. ORU, 12/4/96	4
	Tegan Lynch vs. Stanford, 9/12/98	5
20-DIG CLUB		
25	Michele Kohler vs. Wyo., 9/22/90	5
	Karrie Downey @ KU, 10/18/91	4
	Nicole Vranesh vs. UT, 10/9/93	4
	Karrie Downey vs. Michigan St., 9/16/94	4
	Karrie Downey @ CSU, 11/9/94	4
	Leah Williams vs. ISU, 11/24/95	4
	Tegan Lynch vs. UT, 10/18/96	5
	Rachel Wacholder @ KSU, 11/16/96	4
	Tegan Lynch @ KSU, 11/27/98	4
	Sonja Russell vs. BU, 10/31/01	5
	Sonja Russell @ KSU, 11/10/01	4
24	Tina Murray vs. San Jose State, 9/8/89	3
	Karrie Downey @ Wyo., 9/14/93	4
	Sarah Lodge vs. Villanova, 9/6/97	4
	Nicole Carr vs. Tex. A&M, 11/13/02	4
	Nicole Carr vs. MU, 11/22/03	5
23	Tiffany Jesteadt @ Portland, 8/30/91	5
	Staci Wolfe @ Wyo., 9/14/93	4
	Sonja Russell @ A&M, 9/23/00	4
	Kim Taskey @ TTU, 10/19/02	4
22	Tina Murray @ MU, 10/22/88	5
	Tina Murray @ Wyo., 10/2/90	5
	Karrie Downey vs. KU, 11/15/91	4
	Nicole Vranesh vs. KU, 11/15/91	4
	Michele Kohler @ ISU, 10/7/92	5
	Karrie Downey vs. KU, 11/6/93	4
	Karrie Downey @ MU, 11/20/93	3

	Karrie Downey vs. CSU, 10/19/94	3
	Kelly Campbell vs. KSU, 9/27/96	5
	Tegan Lynch vs. KSU, 11/7/98	4
	Kelly Campbell @ A&M, 10/23/99	4
	Lisa Small @ TTU, 10/7/00	5
	Sara Villwock vs. KSU, 10/6/01	4
	Kim Taskey @ KSU, 10/12/02	4
21	Tina Murray vs. Tenn., 10/29/88	4
	Tina Murray vs. CSU, 11/2/88	5
	Jennifer Sherlock vs. PSU, 9/9/89	5
	Tina Murray @ BYU, 9/1/90	4
	Tina Murray vs. LMU, 9/21/90	3
	Karrie Downey vs. Pepperdine, 9/13/91	5
	Michele Kohler vs. KU, 11/15/91	4
	Michele Kohler vs. NU, 11/4/92	5
	Michele Kohler @ USC, 11/14/92	4
	Staci Wolfe vs. NU, 11/28/92	4
	Nicole Vranesh vs. NU, 10/13/93	5
	Nicole Vranesh vs. PSU, 12/9/93	5
	Rachel Wacholder @ ISU, 11/5/94	4
	Tegan Lynch @ ISU, 10/14/95	5
	Rachel Wacholder @ OU, 11/2/96	5
	Rachel Wacholder vs. ORU, 12/4/96	4
	Courtney Owens @ KSU, 9/26/97	4
	Sarah Lodge @ TTU, 10/10/98	4
	Sonja Russell vs. Cal, 9/3/99	5
	Elizabeth Gower @ TTU, 11/13/99	5
	Sonja Russell vs. UT, 11/20/99	5
	Sonja Russell @ UT, 11/22/00	4
	Sonja Russell vs. Ga. Tech, 12/1/00	4
	Sonja Russell @ UT, 11/14/01	3
	Nicole Carr vs. TTU, 11/8/03	3
20	Jennifer Sherlock @ MU, 10/22/88	5
	Tina Murray vs. OU, 11/18/89	4
	Jennifer Sherlock vs. Weber St., 9/4/90	3
	Michele Kohler @ ASU, 9/15/90	3
	Staci Wolfe vs. NU, 11/4/92	5
	Nicole Vranesh vs. OU, 10/26/93	3
	Nicole Vranesh vs. NU, 11/3/93	5
	Karrie Downey vs. UNC, 9/30/94	3
	Leah Williams @ BYU, 9/8/95	4
	Tegan Lynch @ NU, 10/8/97	5
	Tegan Lynch vs. TTU, 10/24/97	4
	Sarah Lodge vs. OU, 10/31/97	3
	Tegan Lynch @ TTU, 10/10/98	4
	Kelly Campbell vs. UT, 10/17/98	5
	Kelly Campbell @ A&M, 11/21/98	5
	Tegan Lynch @ A&M, 11/21/98	5
	Kelly Campbell vs. NU, 11/25/98	3
	Kelly Campbell @ KSU, 11/27/98	4
	Elizabeth Gower vs. TTU, 10/6/99	3
	Sonja Russell @ UT, 10/13/99	3
	Meghan Barkman @ TTU, 10/7/00	5
	Sonja Russell vs. NU, 9/19/01	3
	Nicole Carr @ A&M, 9/27/03	5
	Nicole Carr vs. A&M, 11/12/03	5




Rachel Wacholder is the only player in team history to record 30 or more digs on three occasions.

BLOCK CLUBS

Digs	Name, Opponent, Date	Games In Match
15-BLOCK CLUB		
15	<i>Lisa Soulliere @ UT, 11/17/89</i>	5
10-BLOCK CLUB		
13	Leah Williams vs. UGa., 9/7/95	5
	Alison Koepke vs. ORU, 12/7/97	5
12	<i>Lisa Soulliere vs. NAU, 9/2/88</i>	4
	Lisa Soulliere vs. Tenn., 10/28/88	4
	Leah Williams vs. BSU, 9/4/95	5
	Meghan Barkman @ TTU, 11/3/01	4
11	Wendy Van Wyhe vs. Ind., 9/16/89	5
	Kathleen Bunce vs. AFA, 9/19/96	3
	Meghan Barkman @ KU, 9/13/00	5
	Lara Bossow vs. KSU, 9/15/04	3
10	Lisa Soulliere vs. UT, 9/3/89	5
	Lisa Soulliere vs. OU, 11/24/89	4
	Heather Sweeney vs. WKU, 9/16/92	3
	Alison Koepke vs. CSU, 10/19/94	3
	Alison Koepke vs. Ohio State, 9/1/95	4
	Leah Williams vs. Ga. Tech, 9/3/95	5
	Alison Koepke vs. BSU, 9/4/95	5
	Alison Koepke vs. UGa., 9/7/95	5
	Kathleen Bunce @ CSU, 10/24/95	5
	Leah Williams vs. ISU, 11/1/95	5
	Alison Koepke vs. Villanova, 9/6/97	4
	Alison Koepke @ A&M, 10/17/97	3
	Alison Koepke @ TTU, 11/22/97	3
	Meghan Barkman vs. AFA, 9/7/99	4
	Meghan Barkman vs. KSU, 10/2/99	4
	Meghan Barkman vs. S. Clara, 9/3/00	5
	Meghan Barkman vs. A&M, 11/1/00	3
	Meghan Barkman @ UT, 11/22/00	4
	Josee Roberge @ T.Tech, 11/3/01	4
	Meghan Barkman vs. KU, 11/24/01	3

Italics means that was once the CU record; bold is an active player and underline is the record for a match with that number of games.



Lara Bossow tied a school record with 11 blocks in a 3-game match against Kansas State in 2004.

RECORDS



NOTABLE MATCHES

TRIPLE-DOUBLES

Triple Double Breakdown

Total Triple Doubles.....	31
Kills-Digs-Assists.....	16
Kills-Digs-Blocks.....	11

Most Triple Doubles, Career

1. Elizabeth Gower, 1999-02.....	10
2. Kelly Campbell, 1996-99.....	5
3. Meghan Barkman, 1999-02.....	4
4. Lisa Soulliere, 1987-89.....	3
5. Alison Koepke, 1994-97.....	2
6. Amy Hulstrom, 1986-87.....	1
Leah Williams, 1992-95.....	1
Tegan Lynch, 1995-98.....	1

Most Triple Doubles, Season

1. Elizabeth Gower, 2000.....	6
2. Meghan Barkman, 2000, 2002.....	4
3. Lisa Soulliere, 1989.....	3
Kelly Campbell, 1998.....	3
5. Alison Koepke, 1997.....	2
Kelly Campbell, 1999.....	2
Elizabeth Gower, 2001, 2002.....	2
8. Amy Hulstrom, 1986.....	1
Leah Williams, 1995.....	1
Tegan Lynch, 1998.....	1

Most Consecutive Triple Doubles

1. Kelly Campbell, 11/25/98 - 11/27/98.....	2
Elizabeth Gower, 11/11/00 - 11/15/00.....	2
Elizabeth Gower, 11/2/02 - 11/6/02.....	2

Elizabeth Gower (10)

Date	Opponent	Kills	Digs	Ast.
9/11/00	Air Force	12	14	47
10/7/00	Texas Tech	14	12	66
11/1/00	Texas A&M	10	19	69
11/11/00	Baylor	10	19	59
11/15/00	Texas Tech	14	13	64
11/22/00	Texas	12	10	48
9/7/01	BYU	12	53	11
11/10/01	Kansas State	14	40	13
11/2/02	Texas A&M	11	12	49
11/6/02	Texas	11	10	51

Kelly Campbell (5)

Date	Opponent	Kills	Digs	Ast.
10/17/98	Texas	10	20	84
11/25/98	Nebraska	10	20	35
11/27/98	Kansas State	18	20	70
11/13/99	Texas Tech	13	15	93
11/20/99	Texas	11	14	78

Meghan Barkman (4)

Date	Opponent	Kills	Digs	Blk.
9/3/00	Santa Clara	15	10	10
10/21/00	Kansas	10	12	11
11/1/00	Texas A&M	11	19	10
11/22/00	Texas	12	12	10

Lisa Soulliere (3)

Date	Opponent	Kills	Digs	Blk.
9/3/89	Texas	16	11	10
11/17/89	Texas	11	12	15
11/24/89	Oklahoma	15	13	10

Alison Koepke (2)

Date	Opponent	Kills	Digs	Blk.
11/22/97	Texas Tech	10	14	10
12/7/97	Oral Roberts	13	13	13

Amy Hulstrom (1)

Date	Opponent	Kills	Digs	Blk.
10/11/86	Colorado-Mines	13	14	14

Leah Williams (1)

Date	Opponent	Kills	Digs	Blk.
11/11/95	Iowa State	15	12	10

Tegan Lynch (1)

Date	Opponent	Kills	Digs	Blk.
11/13/98	Texas Tech	17	15	10

DOUBLE-DOUBLES

Double-Double Breakdown

Total Double-Doubles.....	849
Kills-Digs.....	634
Digs-Assists.....	208
Kills-Assists.....	23
Kills-Blocks.....	20
Blocks-Digs.....	13

Most Double- Doubles, Career

1. Karrie Downey, 1991-94.....	69
2. Kelly Campbell, 1996-99.....	60
3. Sonja Russell, 1998-01.....	57
4. Tina Murray, 1987-90.....	51
Nicole Vranesh, 1990-93.....	51
6. Michele Kohler, 1989-92.....	48
Sarah Lodge, 1995-98.....	48
Elizabeth Gower, 1999-02.....	48
9. Rachel Wacholder, 1993-96.....	46
10. Tegan Lynch, 1995-98.....	38
11. Jennifer Sherlock, 1987-90.....	35
12. Shelly Wolfe, 1991-94.....	33
Nicole Carr, 2002-05.....	33
14. Courtney Owens, 1991-95.....	26

Most Double Doubles, Kills-Digs, Career

1. Karrie Downey, 1991-94.....	69
2. Sonja Russell, 1998-01.....	57
3. Tina Murray, 1987-90.....	51
4. Michele Kohler, 1989-92.....	48
Sarah Lodge, 1995-98.....	48
6. Rachel Wacholder, 1993-96.....	46
7. Tegan Lynch, 1995-98.....	38
8. Staci Wolfe, 1991-94.....	33
Nicole Carr, 2002-05.....	33
9. Courtney Owens, 1995-98.....	26

Most Double Doubles, Digs-Assists, Career

(10 or More)	
1. Kelly Campbell, 1996-99.....	60
2. Nicole Vranesh, 1990-93.....	51
3. Jennifer Sherlock, 1987-90.....	35
Elizabeth Gower, 1999-02.....	35

Most Double Doubles, Kills-Assists, Career

1. Elizabeth Gower, 1999-02.....	15
2. Kelly Campbell, 1996-99.....	6
3. Jennifer Sherlock, 1987-90.....	1
Tegan Lynch, 1995-98.....	1

Most Double-Doubles, Kills-Blocks, Career

1. Meghan Barkman, 1999-02.....	8
2. Lisa Soulliere, 1987-89.....	4
Alison Koepke, 1994-97.....	4
4. Leah Williams, 1992-95.....	3
5. Amy Hulstrom, 1986-87.....	1

Most Double-Doubles, Digs-Blocks, Career

1. Meghan Barkman, 1999-02.....	4
Lisa Soulliere, 1987-89.....	4
3. Alison Koepke, 1994-97.....	2
4. Amy Hulstrom, 1986-87.....	1
Leah Williams, 1992-95.....	1
Kathleen Bunce, 1995-96.....	1

Most Double Doubles, Season


1. Karrie Downey, 1993.....	21
2. Karrie Downey, 1994.....	20
Sonja Russell, 1999.....	20
4. Tina Murray, 1989.....	19
Sonja Russell, 2000.....	19
6. Jennifer Sherlock, 1991.....	18
Elizabeth Gower, 2000.....	18
8. Kelly Campbell, 1999.....	17
9. Michele Kohler, 1990.....	16
Michele Kohler, 1992.....	16
Kelly Campbell, 1996.....	16
Rachel Wacholder, 1996.....	16
Kelly Campbell, 1998.....	16
Sarah Lodge, 1998.....	16
Nicole Carr, 2003.....	16
16. Karrie Downey, 1991.....	15
Rachel Wacholder, 1995.....	15
Tegan Lynch, 1997.....	15
Tegan Lynch, 1998.....	15
Sonja Russell, 2001.....	15
Amber Sutherland, 2005.....	15

All-Time 25-25 Double Doubles

Name	Opp.	Date	Kills	Digs
Karrie Downey	NU	11/27/93	27	25
Karrie Downey	ISU	11/25/94	28	29
Rachel Wacholder	GT	9/3/95	29	34
Rachel Wacholder	ISU	11/24/95	25	40
Sarah Lodge	OU	11/2/96	36	26

All-Time 20-20 Double Doubles (25-25 Not Included)

Andrea Smith	UCCS	10/29/86	22	20
Karrie Downey	Ore.	8/31/91	23	27
Karrie Downey	KU	11/15/91	28	22
Janine Zumerchik	CSU	10/5/93	21	26
Karrie Downey	KU	11/6/93	21	22
Karrie Downey	PSU	12/9/93	34	24
Karrie Downey	A&M	9/18/94	22	27
Karrie Downey	ISU	11/5/94	20	41
Karrie Downey	CSU	11/9/94	21	25
Rachel Wacholder	OU	11/2/96	32	21
Sarah Lodge	OU	10/31/97	21	20
Sarah Lodge	TT	10/10/98	21	21
Tegan Lynch	UT	10/17/98	21	29
Sonja Russell	UT	11/20/99	25	21
Sonja Russell	TT	10/7/00	20	28
Sonja Russell	GT	12/1/00	26	21
Nicole Carr	UTA	9/13/02	20	24



Elizabeth Gower, CU's career leader in triple-doubles

RECORDS

TEAM RECORDS



CHAMPIONSHIPS

Big 12	None
Big Eight	11993
Big Eight Tournament	21992, 1993
Colorado Invitational	101989, 1990, 1992, 1993 (CC) 1993 (PB), 1997, 1999, 2001, 2003, 2004
Mid-Season Tourneys	14

NCAA TOURNAMENT

Championships	None
Championship Game	None
Final Four	None
Elite Eight	None
Sweet 16	31993, 1994, 1997
Second Round	71993, 1994, 1996, 1997 1998, 2000, 2001
Total Appearances	15 ...1989, 1991, 1992, 1993, 1994 1995, 1996, 1997, 1998, 1999 2000, 2001 2003, 2004, 2005

CONSECUTIVES

WINS AND LOSSES	
Matches Won	109/28/94 - 10/25/94 1010/28/97 - 11/28/97 109/16/98 - 10/16/98 1311/3/93 - 10/25/94
Conf. Matches Won	309/28/94 - 10/25/94
Games Won	79/4/86 - 9/21/86
Matches Lost	139/4/86 - 10/29/87
Conf. Matches Lost	1910/17/86 - 10/29/86

MISCELLANEOUS	
5-Game Matches	510/1/05-10/16/05
3-Game Matches	129/28/94 - 11/2/94
Extra Game Matches	711/14/89 - 9/3/90
70-Plus Kill Matches	511/22/00 - 8/31/01
50-Plus Kill Matches	1710/16/99 - 9/5/00
.400 or Higher Att. Pct.	210/1/88-10/7/88 & 9/1/04-9/3/04
.300 or Higher Att. Pct.	410/3/91 - 10/12/91
.200 or Higher Att. Pct.	1310/22/05-12/2/05
.100 or Higher Att. Pct.	539/24/88 - 10/29/89
.000 or Higher Att. Pct.	5449/24/88 - 12/2/05
70-Plus Assist Matches	411/25/00 - 8/31/01
50-Plus Assist Matches	1610/16/99 - 9/3/00
10-Plus Ace Matches	69/5/92 - 9/18/99
5-Plus Ace Matches	159/24/88 - 11/5/88
1-Plus Ace Matches	2199/1/88 - 10/25/94
70-Dig Matches	49/21/90 - 9/29/90 411/6/93 - 11/20/93 49/3/95 - 9/8/95
50-Dig Matches	1410/3/99 - 9/3/00
15-Plus Total Blocks	39/2/88 - 9/9/88
10-Plus Total Blocks	79/3/95 - 9/17/95

KILLS

Most Kills	
Season	19912,116
Game 1	10/6/99 vs. Texas Tech43
Game 2	10/5/93 vs. Colorado State36
Game 3	11/14/92 vs. Southern Cal34
Game 4	10/17/98 vs. Texas36
Game 5	9/3/89 vs. Texas25
3-Game	10/6/99 vs. Texas Tech91
4-Game	10/6/93 vs. Colorado State103
5-Game	11/13/99 vs. Texas Tech113

ATTACKS

Most Attacks	
Season	19905,254
Game 1	11/24/95 vs. Iowa State92
Game 2	11/30/90 vs. Eastern Michigan78
Game 3	2X, last 11/24/95 vs. Iowa State89
Game 4	10/18/91 vs. Kansas90
Game 5	2X, last 9/11/90 at Colorado State51
3-Game	10/6/99 vs. Texas Tech208
4-Game	11/24/95 vs. Iowa State275
5-Game	3X, last 11/20/99 vs. Texas273

ATTACK PERCENTAGE

Highest Attack Percentage	
Season	2005262
Game 1	11/5/91 vs. Colorado State731
Game 2	11/9/90 @ Notre Dame783
Game 3	10/19/90 @ Kansas State714
Game 4	9/13/95 @ Wyoming650
Game 5	10/12/05 vs. Kansas State538 10/5/05 vs. Baylor538 11/28/97 vs. Texas538
3-Game	10/19/90 @ Kansas State495
4-Game	9/1/04 vs. Denver402
5-Game	11/9/91 vs. Oklahoma353

ASSISTS

Most Assists	
Season	19911,872
3-Game	10/31/97 vs. Oklahoma82
4-Game	11/27/98 @ Kansas State90
5-Game	11/13/99 @ Texas Tech108

SERVICE ACES

Most Service Aces	
Season	1988253
3-Game	8/30/91 vs. Montana15
4-Game	3X, last 10/7/95 @ Kansas13
5-Game	9/1/89 vs. San Diego State17

DIGS

Most Digs	
Season	19902,311
3-Game	11/20/93 vs. Missouri93
4-Game	11/24/95 vs. Iowa State127
5-Game	9/22/90 vs. Wyoming155

TOTAL BLOCKS

Most Total Blocks	
Season	1988361
3-Game	12/4/98 vs. San Jose State19
4-Game	9/1/95 vs. Ohio State22
5-Game	12/7/97 vs. Oral Roberts23

SOLO BLOCKS

Most Solo Blocks	
Season	1988201
3-Game	9/29/90 vs. Iowa State11
4-Game	9/2/88 vs. Northern Arizona17
5-Game	9/3/90 vs. Texas14

BLOCK ASSISTS

Most Block Assists	
Season	1995515
3-Game	12/4/98 vs. San Jose State31
4-Game	9/9/88 vs. Georgia30
5-Game	12/7/97 vs. Oral Roberts40





NOTABLE SEASONS


The Last Time

TEAM

100 Kills115 @ Texas Tech, 11/13/99
90 Kills92 vs. Texas Tech, 10/7/00
80 Kills81 @ Kansas State, 11/16/05
25 or Fewer Kills24 @ Nebraska, 10/30/96
15 or Fewer Errors13 @ Nebraska, 11/23/05
40 Errors42 vs. Nebraska, 11/26/03
250 Attacks273 vs. Texas, 11/30/99
200 Attacks207 @ Texas A&M, 9/24/03
100 or Fewer Attacks99 vs. Florida, 11/25/05
.400 Attack Percentage406 @ American, 8/27/05
.300 Attack Percentage394 vs. Northern Colorado, 11/26/05
.100 or Less Att. Pct.092 vs. Nebraska, 9/22/04
90 Assists92 vs. Texas, 11/20/99
25 or Fewer Assists25 vs. Michigan, 12/5/03
10 Service Aces11 vs. Texas, 10/4/03
0 Service Aces0 vs. Nebraska, 9/17/05
0 Service Errors0 vs. Oral Roberts, 12/7/97
10 Service Errors15 @ Texas Tech, 10/8/05
100 Digs113 @ Texas Tech, 10/7/00
90 Digs94 @ Texas A&M, 9/24/03
25 or Fewer Digs21 @ Nebraska, 10/21/95
10 Solo Blocks13 vs. Texas A&M, 11/12/03
0 Solo Blocks0 vs. Missouri, 9/21/05
30 Block Assists30 vs. Texas Tech, 11/3/01
5 or Fewer Block Assists0 vs. Missouri, 9/21/05
20 Total Blocks20 @ Kansas, 9/13/00
5 or Fewer Total Blocks0 vs. Missouri, 9/21/05

INDIVIDUAL

40 Kills40, Sarah Lodge vs. UT, 11/28/97
30 Kills40, Sarah Lodge vs. UT, 11/28/97
25 Kills26, Amber Sutherland @ KSU, 11/16/05
20 Kills26, Amber Sutherland @ KSU, 11/16/05
100 Attacks106, Rachel Wacholder @ ISU, 11/24/95
90 Attacks106, Rachel Wacholder @ ISU, 11/24/95
80 Attacks81, Courtney Owens @ KSU, 11/27/98
70 Attacks76, Sonja Russell vs. UT, 11/20/99
.800 Att. Pct.833, Lara Bossow vs. ISU, 10/26/05
.700 Att. Pct.700, Lauren Schaefer vs. TTU, 11/5/05
.600 Att. Pct.611, Lara Bossow vs. UT, 11/9/05
.500 Att. Pct.552, Amber Sutherland vs. UNC, 11/26/05
90 Assists93, Kelly Campbell @ TTU, 11/13/99
80 Assists93, Kelly Campbell @ TTU, 11/13/99
70 Assists70, Ashley Nu'u vs. Baylor, 10/5/05
10 Aces10, Staci Wolfe vs. Montana, 8/30/91
5 Aces5, Lara Bossow @ MU, 10/29/05
40 Digs40, Rachel Wacholder @ ISU, 11/24/95
30 Digs40, Rachel Wacholder @ ISU, 11/24/95
25 Digs25, Sonja Russell @ KSU, 11/10/01
20 Digs24, Nicole Carr vs. Missouri, 11/22/03
15 Blocks15, Lisa Soulliere vs. UT, 11/17/89
10 Blocks11, Lara Bossow vs. Kansas State, 9/15/04



Allie Griffin

Year-by-Year Team Statistics

Year	MP/GP	Kill	Err	Att.	Pct.	KPG	Ast	APG	SA	Digs	DPG	Blks.	BPG	Pts.
1986	24/79	626	430	2,217	.088	7.92	493	6.24	111	1,060	13.42	226	2.85	824.0
1987	29/102	1,117	632	3,414	.142	10.95	925	9.07	180	1,107	10.85	205	2.01	1,488.5
1988	35/122	1,772	701	4,395	.244	14.45	1,461	11.98	253	1,607	13.12	361	2.96	2,367.5
1989	33/119	1,719	668	4,592	.229	14.45	1,513	12.72	212	1,894	15.92	324	2.72	2,250.0
1990	35/127	1,904	792	5,254	.212	14.99	1,645	12.95	198	2,311	19.20	315	2.48	2,411.5
1991	35/127	2,116	761	5,223	.259	16.66	1,872	14.74	245	2,180	17.17	300	2.36	2,657.5
1992	31/110	1,715	746	4,486	.216	15.59	1,480	13.45	222	1,716	15.60	203	1.85	2,140.0
1993	32/114	1,992	876	5,193	.215	17.47	1,695	14.87	204	2,015	17.68	205	1.80	2,405.5
1994	31/104	1,700	638	4,503	.235	16.35	1,524	14.65	170	1,830	17.60	267	2.57	2,138.0
1995	28/107	1,548	632	4,372	.210	14.47	1,353	12.64	221	1,731	16.18	331	3.09	2,099.0
1996	29/103	1,909	741	4,795	.244	18.53	1,726	16.75	168	1,805	17.36	246	2.38	2,322.5
1997	31/111	1,967	844	4,828	.233	17.92	1,794	16.16	130	1,751	15.77	277	2.49	2,372.5
1998	30/107	2,034	825	4,926	.245	19.01	1,867	17.45	145	1,864	17.42	283	2.64	2,446.5
1999	30/110	1,983	878	5,046	.219	18.03	1,805	16.41	145	1,874	17.04	270	2.45	2,397.0
2000	29/106	1,903	833	4,897	.219	17.95	1,666	15.72	129	1,836	17.32	314	2.96	2,346.0
2001	30/109	1,830	762	4,552	.235	16.79	1,711	15.70	116	1,751	16.06	304	2.79	2,244.0
2002	30/111	1,720	778	4,410	.214	15.50	1,575	14.19	152	1,620	14.59	261	2.36	2,133.5
2003	31/111	1,794	798	4,358	.229	16.16	1,644	14.81	164	1,711	15.41	265.5	2.39	2,223.5
2004	28/99	1,576	668	3,819	.238	15.92	1,439	14.54	101	1,444	14.59	250.5	2.53	1,927.5
2005	28/110	1,732	691	3,975	.262	15.75	1,633	14.85	126	1,458	13.25	245	2.23	2,103.0
Totals	609/2188	34,657	14,694	89,255	.224	15.84	30,821	14.09	3,392	34,565	15.80	5,453	2.50	43,297.0

Year-by-Year Leaders

Year	Player	Stat	Year	Player	Stat	Year	Player	Stat
1986	Melissa Bollinger	23	2005	Lara Bossow	28	2003	Nicole Carr	111
	Susan Gillette	23		Nicole Carr	28		Allie Griffin	111
	Kristine Gira	23		Ashley Nu'u	28		Allie Griffin	99
	Amy Hulstrom	23		Lauren Schaefer	28		Lara Bossow	110
	Andrea Smith	23		Amber Sutherland	28		Nicole Carr	110
1987	Wendy Callahan	29		Amber Sutherland	28		Ashley Nu'u	110
	Tina Murray	29					Amber Sutherland	110
	Jennifer Sherlock	29						
	Lisa Soulliere	29						
1988	Wendy Callahan	35						
	Dara DeRuiter	35						
	Susan Magda	35						
	Tina Murray	35						
	Stephanie Salgado	35						
	Nicole Vranesh	35						
	Jennifer Sherlock	35						
	Lisa Soulliere	35						
1989	Michele Kohler	33						
	Tina Murray	33						
	Stephanie Salgado	33						
	Jennifer Sherlock	33						
	Lisa Soulliere	33						
	Wendy Van Wyhe	33						
1990	Tiffany Jesteadt	35						
	Tina Murray	35						
	Karrie Downey	35						
	Michele Kohler	35						
	Nicole Vranesh	35						
	Staci Wolfe	35						
	Katie Zabransky	35						
1992	Karrie Downey	31						
	Michele Kohler	31						
	Nicole Vranesh	31						
	Janine Zumerchik	31						
	Karrie Downey	31						
	Rachel Wacholder	31						
	Staci Wolfe	31						
	Leah Williams	31						
	Shelly Wolfe	31						
	Janine Zumerchik	31						
1995	Kathleen Bunce	28						
	Alison Koepke	28						
	Sarah Lodge	28						
	Rachel Wacholder	28						
	Leah Williams	28						
	Shelly Wolfe	28						
1996	Kathleen Bunce	29						
	Kelly Campbell	29						
	Tegan Lynch	29						
	Rachel Wacholder	29						
	Kelly Campbell	31						
	Sarah Lodge	31						
	Courtney Owens	31						
	Melissa Schutz	31						
1998	Kelly Campbell	30						
	Kristin Engkeling	30						
	Sarah Lodge	30						
	Tegan Lynch	30						
	Courtney Owens	30						
	Meghan Barkman	30						
	Kelly Campbell	30						
	Kristin Engkeling	30						
	Elizabeth Gower	30						
	Sonja Russell	30						
2000	Meghan Barkman	29						
	Elizabeth Gower	29						
	Sonja Russell	29						
	Lisa Small	29						
	Sara Villwock	29						
2001	Meghan Barkman	30						
	Monique Gerlach	30						
	Elizabeth Gower	30						
	Josee Roberge	30						
	Sara Villwock	30						
2002	Meghan Barkman	30						
	Allison Barnes	30						
	Nicole Carr	30						
	Monique Gerlach	30						
	Elizabeth Gower	30						
	Kim Taskey	30						
2003	Allison Barnes	31						
	Nicole Carr	31						
	Monique Gerlach	31						
	Allie Griffin	31						
	Austin Zimmerman	31						
2004	Lara Bossow	28						
	Nicole Carr	28						
	Allie Griffin	28						
	Ashley Nu'u	28						
	Austin Zimmerman	28						
	Monique Gerlach	28						
	Allie Griffin	28						
	Ashley Nu'u	28						
	Monique Gerlach	28						
	Allie Griffin	28						
	Ashley Nu'u	28						
	Monique Gerlach	28						
	Allie Griffin	28						
	Ashley Nu'u	28						
	Monique Gerlach	28						
	Allie Griffin	28						
	Ashley Nu'u	28						
	Monique Gerlach	28						
	Allie Griffin	28						
	Ashley Nu'u	28						
	Monique Gerlach	28						
	Allie Griffin	28						
	Ashley Nu'u	28						
	Monique Gerlach	28						
	Allie Griffin	28						
	Ashley Nu'u	28						
	Monique Gerlach	28						
	Allie Griffin	28						
	Ashley Nu'u	28						
	Monique Gerlach	28						
	Allie Griffin	28						
	Ashley Nu'u	28						
	Monique Gerlach	28						
	Allie Griffin	28						
	Ashley Nu'u	28						
	Monique Gerlach	28						
	Allie Griffin	28						
	Ashley Nu'u	28						
	Monique Gerlach	28						
	Allie Griffin	28						
	Ashley Nu'u	28						
	Monique Gerlach	28						
	Allie Griffin	28						
	Ashley Nu'u	28						
	Monique Gerlach	28						
	Allie Griffin	28						
	Ashley Nu'u	28						
	Monique Gerlach	28						
	Allie Griffin	28						
	Ashley Nu'u	28						

NOTABLE SEASONS & CAREERS



100 In Three Season Statistical Categories

Name	Season	Kills	Digs	Blocks	Assists
Lisa Soulliere	1988	230	147	141	19
Lisa Soulliere	1989	354	243	168	25
Wendy Van Wyhe	1990	289	114	135	8
Nicole Vranesh	1991	101	351	55	1,712
Katie Zabransky	1991	341	193	129	13
Nicole Vranesh	1993	111	358	37	1,541
Leah Williams	1994	280	282	127	16
Leah Williams	1995	266	266	177	11
Kelly Campbell	1996	126	308	56	1,519
Alison Koepke	1997	292	194	144	12
Tegan Lynch	1997	239	345	68	113
Kelly Campbell	1998	180	321	63	1,572
Kristin Engelking	1998	350	104	109	15
Tegan Lynch	1998	332	378	137	74
Meghan Barkman	1999	257	186	134	13
Kelly Campbell	1999	196	3366	1,555	75
Meghan Barkman	2000	312	223	165	22
Elizabeth Gower	2000	203	288	85	1,399
Meghan Barkman	2001	346	172	132	22
Elizabeth Gower	2001	214	243	67	1,312
Elizabeth Gower	2002	305	184	115	24
Meghan Barkman	2002	176	240	56	1,115
Ashley Nu'u	2004	119	144	63	1,146
Ashley Nu'u	2005	113	194	68	1,448

400 In Two Season Statistical Categories

Name	Season	Kills	Digs	Assists
Karrie Downey	1993	501	414	26
Karrie Downey	1994	462	452	42
Sonja Russell	2000	425	406	60

300 In Two Season Statistical Categories

Name	Season	Kills	Digs	Assists
Tina Murray	1989	449	368	21
Tiffany Jestadt	1990	415	306	62
Michele Kohler	1990	357	416	12
Tina Murray	1990	377	490	11
Karrie Downey	1991	440	370	45
Nicole Vranesh	1991	101	352	1,712
Michele Kohler	1992	364	371	8
Karrie Downey	1992	387	303	31
Nicole Vranesh	1992	99	331	1,319
Karrie Downey	1993	501	414	44
Nicole Vranesh	1993	111	358	1,541
Staci Wolfe	1993	427	369	19
Karrie Downey	1994	462	452	32
Rachel Wacholder	1994	371	318	31
Rachel Wacholder	1995	438	399	10
Kelly Campbell	1996	126	308	1,519
Rachel Wacholder	1996	456	329	48
Sarah Lodge	1997	528	322	27
Tegan Lynch	1997	329	345	113
Kelly Campbell	1998	180	321	1,572
Sarah Lodge	1998	372	321	53
Tegan Lynch	1998	332	378	137
Courtney Owens	1998	399	342	47
Kelly Campbell	1999	196	336	1,555
Sonja Russell	1999	427	375	45
Sonja Russell	2000	425	406	60
Sonja Russell	2001	320	352	82
Nicole Carr	2003	331	388	46



Elizabeth Gower



Sonja Russell



Karrie Downey

1,500 In Two Career Statistical Categories

Name	Seasons	Kills	Digs	Assists
Karrie Downey	1991-94	1,790	1,540	115

1,000 In Two Career Statistical Categories

Name	Seasons	Kills	Digs	Assists
Tina Murray	1987-90	1,358	1,523	52
Michele Kohler	1989-92	1,225	1,446	48
Nicole Vranesh	1990-93	372	1,248	5,261
Karrie Downey	1991-94	1,790	1,540	115
Staci Wolfe	1991-94	1,005	1,035	74
Rachel Wacholder	1993-96	1,484	1,342	140
Sarah Lodge	1995-98	1,581	1,081	134
Tegan Lynch	1995-98	1,024	1,216	303
Kelly Campbell	1996-99	592	1,247	6,228
Sonja Russell	1998-01	1,237	1,271	205
Elizabeth Gower	1999-02	801	1,083	3,933

600 In Three Career Statistical Categories

Name	Seasons	Kills	Digs	Blocks	Assists
Elizabeth Gower	1999-02	801	1,083	278	3,933

500 In Three Career Statistical Categories

Name	Seasons	Kills	Digs	Blocks	Assists
Kelly Campbell	1996-99	592	1,247	264	6,228
Meghan Barkman	1999-02	1,220	765	564	81
Elizabeth Gower	1999-02	801	1,083	278	3,933

400 In Three Career Statistical Categories

Name	Seasons	Kills	Digs	Blocks	Assists
Lisa Soulliere	1987-89	750	488	412	52
Kelly Campbell	1996-99	592	1,247	264	6,228
Alison Koepke	1994-97	702	440	441	78
Meghan Barkman	1999-02	1,220	765	564	81
Elizabeth Gower	1999-02	801	1,083	278	3,933

300 In Three Career Statistical Categories

Name	Seasons	Kills	Digs	Blocks	Assists
Lisa Soulliere	1987-89	750	488	412	52
Jennifer Sherlock	1987-90	391	910	189	4,196
Nicole Vranesh	1990-93	372	1,248	152	5,261
Leah Williams	1992-95	832	821	391	54
Alison Koepke	1994-97	702	440	441	78
Tegan Lynch	1995-98	1,024	1,216	207	303
Kelly Campbell	1996-99	592	1,247	264	6,228
Meghan Barkman	1999-02	1,220	765	564	81
Elizabeth Gower	1999-02	801	1,083	278	3,933
Monique Gerlach	2000-03	1,427	747	355	95

200 In Four Career Statistical Categories

Name	Seasons	Kills	Assists	Aces	Digs	Blocks
Tegan Lynch	1995-98	1,024	303	47	1,216	207
Kelly Campbell	1996-99	592	6,228	92	1,247	264
Elizabeth Gower	1999-02	801	3,933	94	1,083	278

100 In Four Career Statistical Categories

Name	Seasons	Kills	Assists	Aces	Digs	Blocks
Stephanie Salgado	1987-90	832	102	129	605	244
Jennifer Sherlock	1987-90	391	4,196	145	910	189
Tiffany Jestadt	1989-91	713	111	50	601	162
Nicole Vranesh	1990-93	372	5,261	83	1,248	152
Karrie Downey	1991-94	1,790	115	152	1,540	231
Rachel Wacholder	1993-96	1,484	140	145	1,342	156
Sarah Lodge	1995-98	1,581	134	96	1,081	216
Tegan Lynch	1995-98	1,024	303	47	1,216	207
Kelly Campbell	1996-99	592	6,228	92	1,247	264
Sonja Russell	1998-01	1,237	203	59	1,272	147
Elizabeth Gower	1999-02	801	3,933	94	1,083	278
Allie Griffin	2002-05	1,283	186	30	620	266

100 In Five Career Statistical Categories

Name	Seasons	Kills	Assists	Aces	Digs	Blocks
Stephanie Salgado	1987-90	832	102	129	605	244
Jennifer Sherlock	1987-90	391	4,196	145	910	189
Karrie Downey	1991-94	1,790	115	152	1,540	231
Rachel Wacholder	1993-96	1,484	140	145	1,342	156

RECORDS



IN OTHER BOOKS

Conf. Team Stat Champs

1991	Kills, All Matches	16.66
	Assists, All Matches	14.74
	Digs, All Matches	17.17
1992	Kills, All Matches	15.59
1993	Kills, All Matches	17.47
	Assists, All Matches	14.87
1995	Aces, Conference Matches	2.07
1996	Kills, All Matches	18.53
	Kills, Conference Matches	18.60
	Assists, All Matches	16.75
	Assists, Conference Matches	16.86
	Digs, All Matches	17.52
	Digs, Conference Matches	17.88
	Blocks, All Matches	3.42
1997	Kills, All Matches	18.12
	Kills, Conference Matches	18.56
	Assists, All Matches	16.48
	Assists, Conference Matches	16.95
1998	Kills, All Matches	19.07
	Kills, Conference Matches	19.26
	Assists, All Matches	17.45
	Assists, Conference Matches	17.71
	Digs, All Matches	17.31
1999	Kills, All Matches	18.03
	Kills, Conference Matches	18.59
	Assists, All Matches	16.37
	Assists, Conference Matches	16.59

Conf. Indv. Stat Champs

Kelly Campbell		
1996	Assists, All Matches	14.75
	Assists, Conference Matches	14.81
1998	Att. Pct., All Matches	406
	Att. Pct., Conference Matches	392
Amy Hulstrom		
1986	Blocks, All Matches	1.34
Sarah Lodge		
1995	Aces, Conference Matches	49
Tina Murray		
1990	Digs, All Matches	3.96
Jennifer Sherlock		
1988	Aces, All Matches	54
Lisa Soulliere		
1989	Blocks, All Matches	1.40
Nicole Vranesh		
1991	Assists, All Matches	13.67
1992	Assists, All Matches	12.36
1993	Assists, All Matches	13.49
Rachel Wacholder		
1994	Aces, Conference Matches	60
Staci Wolfe		
1991	Aces, All Matches	49
1993	Aces, All Matches	53
Leah Williams		
1995	Blocks, All Matches	1.64

(Top 10 Only, Conf. Matches Only Since 1994)

Conf. Indv. Stat Leaders

Meghan Barkman		
1999	Blocks, All Matches	6th/1.31
	Blocks, Conf. Matches	6th/1.27
2000	Blocks, All Matches	3rd/1.57
	Blocks, Conf. Matches	4th/1.63
2001	Att. Pct., All Matches	3rd/360
	Att. Pct., Conf. Matches	5th/346
	Blocks, All Matches	3rd/1.43
	Blocks, Conf. Matches	3rd/1.59
2002	Blocks, All Matches	7th/1.07
	Blocks, Conf. Matches	6th/1.16
Allison Barnes		
2002	Aces, Conf. Matches	10th/0.29
2003	Assists, All Matches	8th/10.32
	Assists, Conf. Matches	7th/10.31
Lara Bossow		
2005	Att. Pct., All Matches	4th/369
	Att. Pct., Conf. Matches	3rd/397
Shana Bowen		
1998	Att. Pct., All Matches	8th/344
	Att. Pct., Conf. Matches	8th/337
1999	Aces, Conf. Matches	8th/330
Alex Buth		
2005	Aces, All Matches	10th/33
	Aces, Conf., Matches	5th/35
Wendy Callahan		
1988	Att. Pct., All Matches	4th/328
Kelly Campbell		
1996	Assists, All Matches	1st/14.75
	Assists, Conf. Matches	1st/14.81
	Digs, Conf. Matches	9th/3.13
1997	Assists, All Matches	2nd/14.54
	Assists, Conf. Matches	2nd/15.14

1998	Att. Pct., All Matches	1st/406
	Att. Pct., Conf. Matches	1st/392
	Assists, All Matches	2nd/14.69
	Assists, Conf. Matches	2nd/15.09
	Aces, All Matches	7th/29
	Aces, Conf. Matches	8th/29
	Digs, Conf. Matches	9th/3.25
1999	Att. Pct., All Matches	6th/324
	Assists, All Matches	2nd/14.14
	Assists, Conf. Matches	2nd/14.64
Nicole Carr		
2003	Digs, All Matches	8th/3.50
	Digs, Conf. Matches	9th/3.39
Daria DeRuiter		
1988	Att. Pct., All Matches	3rd/357
Karrie Downey		
1991	Kills, All Matches	3rd/3.86
	Aces, All Matches	3rd/4.0
	Digs, All Matches	3rd/3.25
1992	Kills, All Matches	5th/3.65
	Digs, All Matches	9th/2.86
1993	Kills, All Matches	3rd/4.47
	Digs, All Matches	2nd/3.70
	Aces, All Matches	4th/3.8
1994	Kills, All Matches	3rd/4.49
	Kills, Conf. Matches	3rd/4.08
	Digs, All Matches	2nd/4.42
	Digs, Conf. Matches	2nd/3.81
Kristin Engelking		
1998	Att. Pct., All Matches	4th/355
	Att. Pct., Conf. Matches	2nd/369
1999	Att. Pct., All Matches	4th/353
	Att. Pct., Conf. Matches	3rd/343
Monique Gerlach		
2000	Blocks, Conf. Matches	9th/1.20
2001	Att. Pct., All Matches	5th/344
	Att. Pct., Conf. Matches	8th/336
	Kills, All Matches	9th/3.68
	Kills, Conf. Matches	9th/3.64
2002	Att. Pct., All Matches	9th/331
	Att. Pct., Conf. Matches	10th/316
	Kills, All Matches	7th/3.77
	Kills, Conf. Matches	5th/4.01
	Points, All Matches	8th/4.50
	Points, Conf. Matches	6th/4.69
2003	Att. Pct., All Matches	6th/320
	Att. Pct., Conf. Matches	10th/303
Elizabeth Gower		
1999	Aces, All Matches	8th/30
	Aces, Conf. Matches	6th/33
	Digs, Conf. Matches	9th/3.36
2000	Blocks, All Matches	6th/13.20
	Assists, Conf. Matches	6th/13.46
2001	Assists, All Matches	7th/12.11
	Assists, Conf. Matches	8th/12.04
2002	Assists, All Matches	9th/10.23
	Assists, Conf. Matches	9th/10.41
Allie Griffin		
2004	Kills, All Matches	5th/4.24
	Kills, Conf. Matches	5th/4.29
2005	Kills, All Matches	2nd/4.58
	Kills, Conf. Matches	2nd/4.57
	Points, All Matches	3rd/5.03
	Points, Conf. Matches	2nd/4.99
	Att. Pct.,	
Amy Hulstrom		
1986	Blocks, All Matches	1st/1.34
Tiffany Jestadt		
1990	Kills, All Matches	4th/3.37
1991	Att. Pct., All Matches	10th/270
Alison Koepke		
1995	Blocks, All Matches	5th/1.34
1997	Att. Pct., Conf. Matches	7th/296
	Blocks, All Matches	7th/1.31
	Blocks, Conf. Matches	9th/1.30
Michele Kohler		
1989	Digs, All Matches	7th/3.20
1990	Kills, All Matches	7th/2.05
	Digs, All Matches	3rd/3.56
1991	Digs, All Matches	5th/3.05
1992	Digs, All Matches	2nd/3.47
	Aces, All Matches	5th/4.1
	Kills, All Matches	9th/3.40
Sarah Lodge		
1995	Aces, All Matches	3rd/36
	Aces, Conf. Matches	1st/49
1996	Kills, All Matches	4th/4.43
	Kills, Conf. Matches	6th/4.39
	Digs, Conf. Matches	10th/3.09
1997	Kills, All Matches	3rd/4.80
	Kills, Conf. Matches	2nd/5.20
Tegan Lynch		
1997	Digs, All Matches	10th/3.21
	Digs, Conf. Matches	7th/3.38
1998	Digs, All Matches	5th/3.53
	Digs, Conf. Matches	4th/3.75
Susan Magda		
1988	Kills, All Matches	3rd/3.57

Tina Murray		
1988	Digs, All Matches	5th/3.16
1989	Kills, All Matches	2nd/3.90
	Digs, All Matches	3rd/3.20
1990	Kills, All Matches	8th/3.04
	Digs, All Matches	1st/3.96
Ashley Nu'u		
2004	Assists, All Matches	5th/12.19
	Assists, Conf. Matches	6th/11.79
2005	Assists, All Matches	3rd/13.16
	Assists, Conf. Matches	3rd/12.82
Courtney Owens		
1998	Kills, All Matches	7th/3.76
	Kills, Conf. Matches	7th/4.15
	Aces, All Matches	7th/29
	Digs, All Matches	8th/3.23
	Digs, Conf. Matches	8th/3.27
Buffy Romero		
1990	Assists, All Matches	10th/2.39
Sonja Russell		
1999	Kills, All Matches	9th/3.99
	Kills, Conf. Matches	9th/4.08
	Digs, All Matches	6th/3.50
	Digs, Conf. Matches	5th/3.56
2000	Kills, All Matches	9th/4.30
	Kills, Conf. Matches	8th/4.23
	Digs, All Matches	3rd/3.83
	Digs, Conf. Matches	2nd/4.30
2001	Digs, All Matches	3rd/3.74
	Digs, Conf. Matches	2nd/4.10
Stephanie Salgado		
1988	Kills, All Matches	9th/3.19
Maragda Santillana		
2003	Kills, Conf. Matches	8th/3.72
	Points, Conf. Matches	9th/4.36
2004	Kills, All Matches	6th/4.17
	Kills, Conf. Matches	7th/4.21
Lauren Schaefer		
2005	Att. Pct., Conf. Matches	13th/272
Melissa Schutz		
1998	Aces, All Matches	7th/29
	Aces, Conf. Matches	10th/28
Tracy Seiler		
1994	Assists, All Matches	4th/10.42
	Assists, Conf. Matches	2nd/12.11
Jennifer Sherlock		
1988	Aces, All Matches	1st/54
	Assists, All Matches	2nd/11.01
	Att. Pct., All Matches	5th/296
1989	Assists, All Matches	2nd/11.40
1990	Assists, All Matches	6th/9.05
Lisa Soulliere		
1987	Att. Pct., All Matches	10th/252
	Blocks, All Matches	8th/1.01
1988	Blocks, All Matches	4th/1.21
1989	Blocks, All Matches	1st/1.40
	Att. Pct., All Matches	4th/330
	Kills, All Matches	10th/2.90
	Aces, All Matches	6th/3.1
Amber Sutherland		
2005	Kills, All Matches	6th/3.86
	Kills, Conf. Matches	9th/3.63
	Digs, All Matches	15th/2.66
	Digs, Conf. Matches	13th/2.62
	Points, All Matches	12th/4.19
Heather Sweeney		
1992	Att. Pct., All Matches	8th/273
Wendy Van Wyhe		
1989	Att. Pct., All Matches	9th/244
1990	Att. Pct., All Matches	6th/294
	Blocks, All Matches	3rd/1.13
1991	Att. Pct., All Matches	2nd/350
	Blocks, All Matches	9th/89
Nicole Vranesh		
1990	Assists, All Matches	8th/6.00
1991	Assists, All Matches	1st/13.67
	Digs, All Matches	9th/2.79
1992	Assists, All Matches	1st/12.36
	Digs, All Matches	4th/2.86
1993	Assists, All Matches	1st/13.49
	Digs, All Matches	6th/3.26
Rachel Wacholder		
1993	Att. Pct., All Matches	10th/246
1994	Kills, All Matches	6th/3.57
	Kills, Conf. Matches	5th/3.78
	Aces, All Matches	2nd/4.43
	Aces, Conf. Matches	1st/6.06
	Digs, All Matches	4th/3.06
	Digs, Conf. Matches	4th/3.08
1995	Kills, All Matches	3rd/4.19
	Kills, Conf. Matches	3rd/4.38
	Aces, All Matches	3rd/3.36
	Aces, Conf. Matches	9th/3.31
	Digs, All Matches	2nd/3.73
	Digs, Conf. Matches	4th/3.27
1996	Kills, All Matches	5th/4.43
	Kills, Conf. Matches	3rd/4.75
	Aces, All Matches	9th/35

	Aces, Conf. Matches	10th/29
	Digs, All Matches	7th/3.21
	Digs, Conf. Matches	4th/3.26
Leah Williams		
1994	Att. Pct., All Matches	4th/311
	Att. Pct., Conf. Matches	4th/356
	Digs, All Matches	9th/2.77
	Digs, Conf. Matches	7th/2.78
	Blocks, All Matches	2nd/1.25
	Blocks, Conf. Matches	2nd/1.17
1995	Att. Pct., All Matches	5th/346
	Att. Pct., Conf. Matches	3rd/333
	Aces, All Matches	8th/3.32
	Blocks, All Matches	1st/1.64
	Blocks, Conf. Matches	2nd/1.47
Staci Wolfe		
1991	Aces, All Matches	1st/49
1992	Aces, All Matches	2nd/46
1993	Aces, All Matches	1st/53
	Kills, All matches	5th/3.80
	Digs, All Matches	5th/3.29
Shelly Wolfe		
1995	Assists, All Matches	4th/10.43
	Assists, Conf. Matches	6th/9.66
	Aces, Conf. Matches	4th/36
Katie Zabransky		
1991	Att. Pct., All Matches	3rd/296
	Blocks, All Matches	5th/1.07
Janine Zumerchik		
1992	Att. Pct., All Matches	4th/321
1993	Kills, All Matches	6th/3.50
	Att. Pct., All Matches	6th/309
	Att. Pct., All Matches	6th/285
1994	Att. Pct., Conf. Matches	3rd/402
	Kills, All Matches	10th/2.90
	Kills, Conf. Matches	10th/2.97
Bufs In The NCAA		
<i>(Top 10 from 1988-1991, Top 20 from 1992-97, Top 30 from 1998-present)</i>		
Team NCAA Stat Champions		
1998	Assists Per Game	17.67
	Kills Per Game	19.01
Individual NCAA Stat Champions		
Nicole Vranesh		
1991	Assists Per Game	13.67
Team NCAA Stat Leaders		
1991	Kills Per Game	6th/16.66
	Assists Per Game	8th/14.74
1992	Kills Per Game	19th/15.59
1993	Kills Per Game	2nd/17.47
	Assists Per Game	7th/14.87
1994	Kills Per Game	6th/16.35
	Assists Per Game	8th/14.65
1996	Kills Per Game	2nd/18.53
	Assists Per Game	2nd/16.76
1997	Kills Per Game	3rd/17.72
	Assists Per Game	3rd/16.16
1998	Kills Per Game	1st/19.01
	Assists Per Game	1st/17.67
1999	Kills Per Game	2nd/18.03
	Assists Per Game	2nd/16.41
2000	Kills Per Game	5th/17.95
	Assists Per Game	17th/15.72
	Blocks Per Game	23rd/2.96
2001	Assists Per Game	7th/15.70
	Kills Per Game	14th/16.79
	Blocks Per Game	30th/2.79
2005	Att. Pct.	26th/262
	Assists Per Game	31st/14.85
Individual NCAA Stat Leaders		
Meghan Barkman		
2000	Blocks Per Game	13th/1.57
2001	Blocks Per Game	27th/1.41
Lara Bossow		
2005	Att. Pct.	17th/369
Kelly Campbell		
1996	Assists Per Game	3rd/14.75
1997	Assists Per Game	4th/14.25
1998	Assists Per Game	4th/14.69
1999	Assists Per Game	7th/14.14
Elizabeth Gower		
2000	Assists Per Game	29th/13.20
Allie Griffin		
2005	Kills Per Game	32nd/4.58
Ashley Nu'u		
2005	Assists Per Game	17th/13.16
Nicole Vranesh		
1991	Assists Per Game	1st/13.67
1992	Assists Per Game	16th/12.36
1993	Assists Per Game	4th/13.49
Leah Williams		
2001	Blocks Per Game	27th/1.41

RECORDS

TOURNAMENT RECORDS



NCAA Tournament Records

CAREER SERVICE

Matches Played	Alison Koepke, 1994-97.....	8
	Sarah Lodge, 1995-98.....	8
	Tegan Lynch, 1995-98.....	8
	Courtney Owens, 1995-98.....	8
	Kelly Campbell, 1996-99.....	8
Matches Started	Alison Koepke, 1994-97.....	8
	Sarah Lodge, 1995-98.....	8
	Tegan Lynch, 1995-98.....	8
	Kelly Campbell, 1996-99.....	8
Games Played	Alison Koepke, 1994-97.....	28

MOST POINTS

Career	Karrie Downey, 1991-94.....	142.0
Season	Karrie Downey, 1993.....	55.5
3-Game Match	Leah Williams vs. Northern Iowa, 11/29/95.....	25.0
4-Game Match	Karrie Downey vs. Northern Iowa, 12/4/94.....	29.5
5-Game Match	Karrie Downey vs. Penn State, 12/7/91.....	37.5

MOST KILLS

Career	Karrie Downey, 1991-94.....	123
Season	Karrie Downey, 1993.....	53
3-Game Match	Karrie Downey vs. Illinois, 12/5/93.....	19
	Leah Williams vs. Northern Iowa, 11/29/95.....	19
4-Game Match	Sonja Russell vs. Georgia Tech, 12/1/00.....	26
5-Game Match	Karrie Downey vs. Penn State, 12/7/91.....	34
	Karrie Downey vs. Penn State, 12/9/93.....	34

MOST ATTACKS

Career	Karrie Downey, 1991-94.....	307
Season	Karrie Downey, 1993.....	119
3-Game Match	Rachel Wacholder vs. Northern Iowa, 11/29/95.....	52
4-Game Match	Karrie Downey vs. Northern Iowa, 12/4/94.....	62
5-Game Match	Karrie Downey vs. Penn State, 12/9/93.....	85

MOST ASSISTS

Career	Kelly Campbell, 1996-99.....	383
Season	Nicole Vranesh, 1993.....	140
3-Game Match	Kelly Campbell @ Hawai'i, 12/8/96.....	55
4-Game Match	Kelly Campbell vs. Oral Roberts, 12/4/96.....	74
5-Game Match	Nicole Vranesh vs. Penn State, 12/9/93.....	87

MOST SERVICE ACES

Career	Sarah Lodge, 1995-98.....	8
Season	Sarah Lodge, 1996.....	5
	Courtney Owens, 1998.....	5
3-Game Match	Sarah Lodge @ Hawai'i, 12/8/96.....	4
4-Game Match	Rachel Wacholder vs. Northern Iowa, 12/4/94.....	3
	Austin Zimmerman vs. Hawai'i, 12/2/04.....	3
5-Game Match	Nicole Vranesh vs. Penn State, 12/7/91.....	2
	Nicole Vranesh vs. Penn State, 12/9/93.....	2
	Shana Bowen vs. Oral Roberts, 12/7/97.....	2
	Monique Gerlach @ Colorado State, 12/2/00.....	2

MOST DIGS

Career	Karrie Downey, 1991-94.....	94
Season	Sonja Russell, 2000.....	38
3-Game Match	Shelly Wolfe vs. Northern Iowa, 11/29/95.....	16
4-Game Match	Tegan Lynch vs. Oral Roberts, 12/4/96.....	26
5-Game Match	Karrie Downey vs. Penn State, 12/9/93.....	24

MOST TOTAL BLOCKS

Career	Alison Koepke, 1994-97.....	34
Season	Alison Koepke, 1997.....	17
3-Game Match	Kristin Engelking vs. San Jose State, 12/4/98.....	9
4-Game Match	Karrie Downey vs. Northern Iowa, 12/4/94.....	8
5-Game Match	Alison Koepke vs. Oral Roberts, 12/7/97.....	13

Colorado Invitational Records

CAREER SERVICE

Matches Played	Karrie Downey, 1991-94.....	18
	Staci Wolfe, 1991-94.....	18
	Janine Zumerchik, 1991-94.....	18
Matches Started	Karrie Downey, 1991-94.....	18
Games Played	Karrie Downey, 1991-94.....	62

MOST POINTS

Career	Karrie Downey, 1991-94.....	295.5
Season	Staci Wolfe, 1994.....	120.0
3-Game Match	Kim Taskey vs. Central Florida, 9/1/00.....	21.5
4-Game Match	Staci Wolfe vs. Texas A&M, 9/18/94.....	32.0
5-Game Match	Rachel Wacholder vs. Georgia Tech, 9/3/95.....	30.5

MOST KILLS

Career	Karrie Downey, 1991-94.....	247
Season	Staci Wolfe, 1994.....	111
3-Game Match	Kim Taskey vs. Central Florida, 9/1/00.....	21
4-Game Match	Staci Wolfe vs. Texas A&M, 9/18/94.....	31
5-Game Match	Rachel Wacholder vs. Georgia Tech, 9/3/95.....	29

MOST ATTACKS

Career	Karrie Downey, 1991-94.....	640
Season	Karrie Downey, 1994.....	292
3-Game Match	Sonja Russell vs. Central Florida, 9/1/00.....	60
4-Game Match	Staci Wolfe vs. Texas A&M, 9/18/94.....	73
5-Game Match	Rachel Wacholder vs. Georgia Tech, 9/3/95.....	72

MOST ASSISTS

Career	Jennifer Sherlock, 1987-90.....	516
Season	Nicole Vranesh, 1993.....	252
3-Game Match	Elizabeth Gower vs. Central Florida, 9/1/00.....	55
4-Game Match	Jennifer Anderson vs. Washington, 9/1/94.....	62
5-Game Match	Kelly Campbell vs. Stanford, 9/12/98.....	74

MOST SERVICE ACES

Career	Rachel Wacholder, 1993-96.....	26
Season	Karrie Downey, 1993.....	11
3-Game Match	Stephanie Salgado vs. South Carolina, 9/15/89.....	4
	Karrie Downey vs. Oregon, 9/4/92.....	4
4-Game Match	Rachel Wacholder vs. Tennessee, 9/2/93.....	4
	Rachel Wacholder vs. Bowling Green, 9/4/93.....	4
	Rachel Wacholder vs. Texas-Arlington, 8/30/96.....	4
	Rachel Wacholder vs. Ohio State, 9/1/95.....	4
5-Game Match	Melissa Schutz vs. Georgia Tech, 9/3/95.....	4
	Leah Williams vs. Georgia Tech, 9/3/95.....	4

MOST DIGS

Career	Karrie Downey, 1991-94.....	252
Season	Karrie Downey, 1994.....	111
3-Game Match	Michele Kohler vs. Loyola Marymount, 9/21/90.....	18
4-Game Match	Karrie Downey vs. Bowling Green, 9/4/93.....	18
	Karrie Downey vs. Texas A&M, 9/18/94.....	27
5-Game Match	Rachel Wacholder vs. Georgia Tech, 9/3/95.....	34

MOST TOTAL BLOCKS

Career	Lisa Soulliere, 1987-89.....	50
Season	Leah Williams, 1995.....	22
3-Game Match	Meghan Barkman vs. Central Florida, 9/1/00.....	9
4-Game Match	Wendy Van Wyhe vs. Indiana, 9/16/89.....	11
5-Game Match	Leah Williams vs. Georgia Tech, 9/3/95.....	10
	Meghan Barkman vs. Santa Clara, 9/3/00.....	10

RECORDS



COORS EVENTS CENTER RECORDS

Team Records

MOST POINTS – NON-RALLY SCORING (1986-2000)

Season	1994	812
3-Game Match	vs. Texas Tech, 10/6/99	49
4-Game Match	vs. Oklahoma, 10/11/96	60
	vs. Michigan State, 9/16/94	60
	vs. Michigan, 9/18/93	60
5-Game Match	vs. Wyoming, 9/22/90	74

MOST POINTS – RALLY SCORING (2001-present)

Season	2004	1427
3-Game Match	vs. Texas, 10/10/01	95
4-Game Match	vs. Iowa State, 9/27/03	122
5-Game Match	vs. San Diego, 9/10/04	130

Most Kills

Season (15 pt)	1996	1,125
Season (30 pt)	2004	884
3-Game Match	vs. Texas Tech, 10/6/99	91
4-Game Match	vs. Texas Tech, 11/13/98	95
	vs. Oral Roberts, 12/4/96	95
5-Game Match	vs. Texas, 11/28/97	107

MOST ATTACKS

Season (15 pt)	1996	2,800
Season (30 pt)	2004	2,038
3-Game Match	vs. Nebraska, 10/9/96	195
4-Game Match	vs. Kansas State, 11/7/98	254
5-Game Match	vs. Texas, 11/20/99	273
	vs. Texas, 10/17/98	273
	vs. Wyoming, 9/22/90	273

BEST ATTACK PCT.

Season (15 pt)	1995	376
Season (30 pt)	2005	264
3-Game Match	vs. Maine, 9/14/02	478
4-Game Match	vs. Denver, 9/1/04	402
5-Game Match	vs. Kansas State, 10/12/05	345

MOST ASSISTS

Season (15 pt)	1998	1,108
Season (30 pt)	2005	800
3-Game Match	vs. Oklahoma, 10/31/97	82
4-Game Match	vs. Texas Tech, 11/13/98	86
4-Game Match	vs. Oral Roberts, 12/4/96	86
5-Game Match	vs. Texas, 10/17/98	103

MOST ACES

Season (15 pt)	1988	108
Season (30 pt)	2002	80
3-Game Match	9 times (last vs. Texas, 10/4/03)	11
4-Game Match	vs. Tennessee, 10/29/88	12
5-Game Match	vs. Georgia Tech, 9/3/95	14

MOST DIGS

Season (15 pt)	1996	1,092
Season (30 pt)	2001	838
3-Game Match	vs. Texas A&M, 11/1/00	81
4-Game Match	vs. Kansas, 11/15/91	112
5-Game Match	vs. Wyoming, 9/22/90	155

MOST TOTAL BLOCKS

Season (15 pt)	1988	170.5
Season (30 pt)	2004	166
3-Game Match	vs. Colorado State, 10/19/94	18
4-Game Match	vs. Ohio State, 9/1/95	22
5-Game Match	vs. Oral Roberts, 12/7/97	23

Individual Records

CAREER SERVICE

Matches Played	Kelly Campbell, 1996-99	61
Matches Started	Kelly Campbell, 1996-99	61
Games Played	Kelly Campbell, 1996-99	218

MOST POINTS

Career	Sarah Lodge, 1995-98	935.5
Season	Rachel Wacholder, 1996	317.5
3-Game Match	Sonja Russell vs. Texas A&M, 11/1/00	26.5
4-Game Match	Karrie Downey vs. Kansas, 11/15/91	35.0
5-Game Match	Sarah Lodge vs. Texas, 11/28/97	40.5

MOST KILLS

Career	Sarah Lodge, 1995-98	826
Season	Rachel Wacholder, 1996	272
3-Game Match	Rachel Wacholder vs. Baylor, 11/22/96	24
	Sonja Russell vs. Texas A&M, 11/1/00	24
4-Game Match	Staci Wolfe vs. Texas A&M, 9/18/94	31
5-Game Match	Sarah Lodge vs. Texas, 11/28/97	40

MOST ATTACKS

Career	Rachel Wacholder, 1993-96	2,032
Season	Karrie Downey, 1994	703
3-Game Match	Rachel Wacholder vs. Colorado State, 10/19/94	61
4-Game Match	Staci Wolfe vs. Texas A&M, 9/18/94	73
5-Game Match	Rachel Wacholder vs. Iowa State, 11/11/95	77

MOST ASSISTS

Career	Kelly Campbell, 1996-99	3,252
Season	Kelly Campbell, 1996	884
3-Game Match	Kelly Campbell vs. Oklahoma, 10/31/97	75
	Kelly Campbell vs. Texas Tech, 10/6/99	75
4-Game Match	Kelly Campbell vs. Oral Roberts, 12/4/96	74
5-Game Match	Kelly Campbell vs. Texas, 11/28/97	88

MOST SERVICE ACES

Career	Rachel Wacholder, 1993-96	79
Season	Jennifer Sherlock, 1988	27
3-Game Match	Karrie Downey vs. Iowa State, 10/16/93	6
4-Game Match	Jennifer Sherlock vs. Kansas, 11/7/87	5
	Staci Wolfe vs. Colorado State, 11/5/91	5
	Rachel Wacholder vs. Colorado state, 10/4/95	5
5-Game Match	Tina Murray vs. Oklahoma, 9/17/87	4
	Karrie Downey vs. Wyoming, 9/29/92	4
	Melissa Schutz vs. Georgia Tech, 9/3/95	4
	Leah Williams vs. Georgia Tech, 9/3/95	4
	Elizabeth Gower vs. Baylor, 9/25/99	4

MOST DIGS

Career	Kelly Campbell, 1996-99	674
Season	Karrie Downey, 1994	229
3-Game Match	Karrie Downey vs. Colorado State, 10/19/94	22
4-Game Match	Staci Wolfe vs. Kansas, 11/15/91	28
5-Game Match	Rachel Wacholder vs. Georgia Tech, 9/3/95	34

MOST TOTAL BLOCKS

Career	Meghan Barkman, 1999-01	224
Season	Meghan Barkman, 1999	86
3-Game Match	Kathleen Bunce vs. Air Force, 9/19/96	11
	Lara Bossow vs. Kansas State, 9/15/04	11
4-Game Match	Lisa Soulliere vs. Northern Arizona, 9/2/88	12
	Lisa Soulliere vs. Tennessee, 10/29/88	12
5-Game Match	Alison Koepke vs. Oral Roberts, 12/7/97	13

RECORDS



A Top Notch University



*"If heaven has a college town,
it's probably as beautiful as Boulder."*

– Peter Fish, *Sunset Magazine*



COLORADO

A Beautiful State





High Country





COLORADO

The Ideal Environment



Colorado's humidity hovers near 30 percent year round. Lower humidity and higher altitude means a world-class environment that dozens of Olympic and other world-class athletes call home.



Colorado truly has four distinct seasons, but none of them are extreme. Over 250 sunny days per year and low humidity make it comfortable most of the time, and with over 320 days where the sun will shine mean Colorado has more hours of sunshine than both Miami and San Diego. Summer highs average about 80, while winter snow storms usually melt within 24 hours in the metro area.





Minds To Match Our Mountains

- ◆ CU-Boulder was ranked a "Best Buy" in the 2004 edition of *The Fiske Guide to Colleges*, receiving a four-star rating (out of five) for academics and five stars each for the social life and quality of life ratings.
- ◆ CU-Boulder ranked second in *Outside* magazine's 40 Best Colleges in 2003. The magazine ranked the top 40 schools that "turn out smart grads with top-notch academic credentials, a healthy environmental ethos and an A+ sense of adventure."




Why Colorado Volleyball?

Academic Success Under Aiu

- ◆ In Aiu's tenure, 46 players have combined for 138 semesters with a 3.0 GPA or higher (summer not included).
- ◆ Five players have 10 semesters with a perfect 4.0 GPA.
- ◆ The 10 returning players in 2006 combined for 11 3.0 semesters in 2005-06.
- ◆ 14 Buffaloes earned 19 spots on the Big 12 Commissioner's Honor Roll and four – Alex Buth, Nicole Carr, Lynsey Mann and Therese Vinal – were named to the Volleyball Academic All-Big 12 team.

Athletic Success Under Aiu

- ◆ Of the 25 players Aiu has recruited for scholarship, nine were on the Fab 50 list, eight were high school All-Americans and eight were their respective state's Player-of-the-Year.
- ◆ Aiu's 1997 team qualified for the Sweet 16, he was named Big 12 and District V Coach-of-the-Year.
- ◆ Aiu's 1998 team set new NCAA records for kills per game and assists per game.
- ◆ The Buffs have appeared in the CSTV/AVCA rankings 105 times in their history, and in 60 of the 126 polls since Aiu took over.



NCAA Tournament appearances since 1991

- 15** – Florida, Nebraska, Penn State, USC, Stanford
- 14** – UC Santa Barbara, Long Beach State, Colorado, Notre Dame, Ohio State, Pacific
- 13** – UCLA, Hawai'i, Louisville, Texas, Texas A&M, Wisconsin



Preseason Trips

Every other season, head coach Pi'i Aiu takes the team on a trip during the preseason practices before the start of the school year.

The entire team and staff participate in the team-building excursion as practices are held in local gymnasiums.

In 1998, Aiu took the team to Estes Park for practice and also took some time off to climb some mountains in Rocky Mountain National Park.



The 2000 Buffs visited Sara Fredrickson's hometown of Pagosa Springs and took a day to visit historical Mesa Verde.

In 2002, the Buffs trained near Avon, Colo., and enjoyed a mountain biking expedition in the Glenwood Springs area.

In 2004 the Buffs traveled to the Vail area, home of junior Lara Bossow, for hiking and other activities.

In addition to these preseason trips, CU volleyball annually participates in other outdoor activities to promote team unity, such as rock climbing.





COLORADO

Top Notch Facilities

At Home Under Aiu

1997: 12-2 (.857)
1998: 12-4 (.750)
1999: 10-4 (.714)
2000: 8-5 (.615)
2001: 12-2 (.857)
2002: 8-6 (.571)
2003: 10-2 (.833)
2004: 10-5 (.667)
2005: 7-6 (.538)
Totals: 91-36 (.717)



The Complete Game Day Experience





COLORADO

A Setter Factory

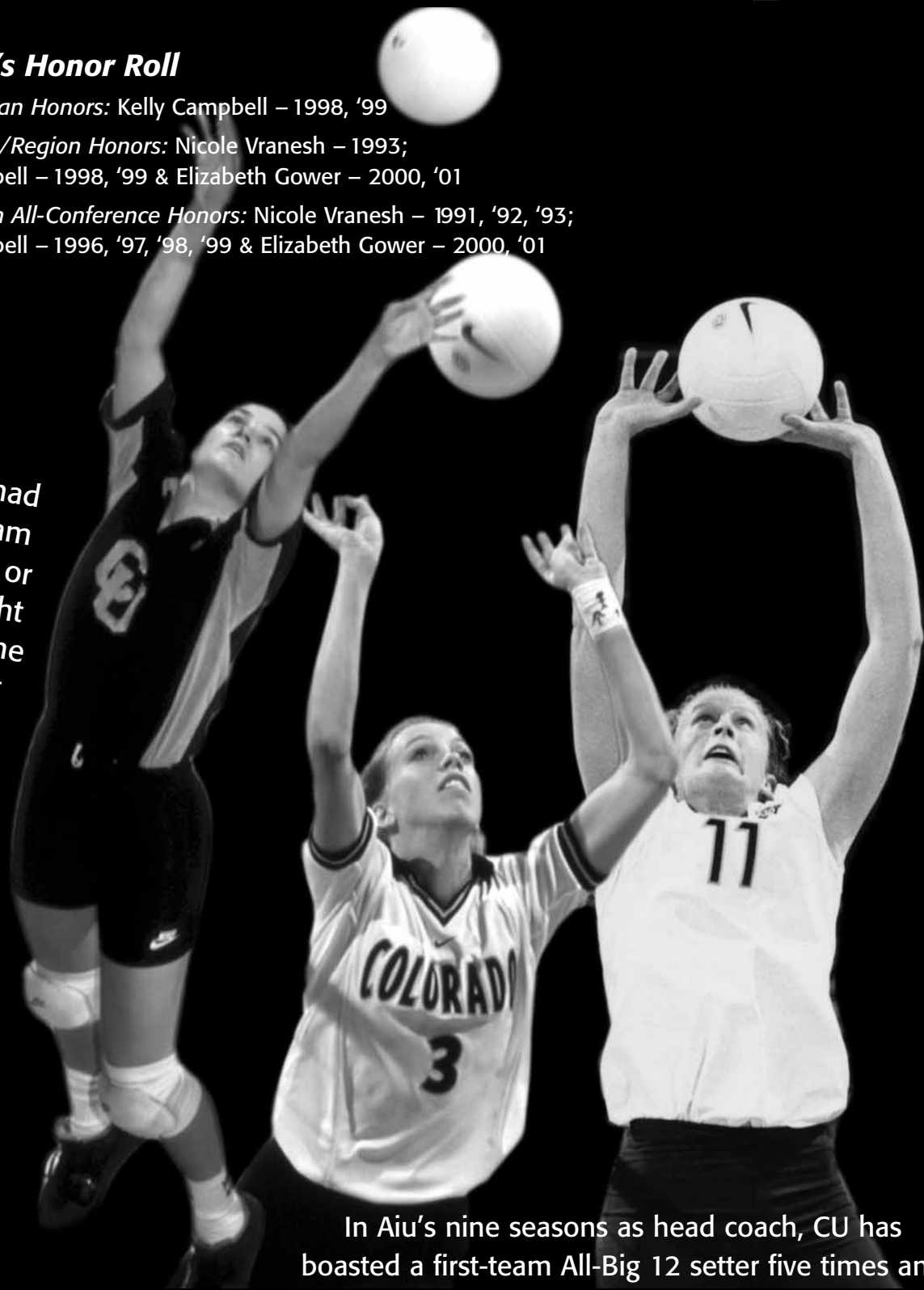
The Setter's Honor Roll

Two All-American Honors: Kelly Campbell – 1998, '99

Five All-District/Region Honors: Nicole Vranesh – 1993;
Kelly Campbell – 1998, '99 & Elizabeth Gower – 2000, '01

Nine First-Team All-Conference Honors: Nicole Vranesh – 1991, '92, '93;
Kelly Campbell – 1996, '97, '98, '99 & Elizabeth Gower – 2000, '01

CU has had
a first-team
All-Big 12 or
All-Big Eight
setter in nine
of the past
14 seasons



In Aiu's nine seasons as head coach, CU has boasted a first-team All-Big 12 setter five times and a first-team All-District/Region setter four times.

Middles & Outsides

Success On The Outside...

Tina Murray: 1987-90 • 1,581 kills • 1,523 digs • All-America in 1989
• All-Big Eight in 1988, '89 & '90

Michele Kohler: 1989-92 • 1,225 kills • 1,446 digs • All-Big Eight in 1992

Karrie Downey: 1991-94 • 1,790 kills • 1,540 digs • All-District in 1993 & '94
• All-Big Eight in 1993 & '94

Staci Wolfe: 1991-94 • 1,005 kills • 1,035 digs • All-Big Eight in 1993

Rachel Wacholder: 1993-96 • 1,484 kills 1,342 digs • All-Big Eight in 1994 & '95
• All-Big 12 in 1996

Sarah Lodge: 1995-98 • 1,581 kills • 1,081 digs • All-District in 1997
• All-Big 12 in 1997 & '98

Tegan Lynch: 1995-98 • 1,024 kills • 1,216 digs • All-Big 12 in 1998

Sonja Russell: 1998-01 • 1,237 kills • 1,271 digs • All-Big 12 in 1999 & '00

Allie Griffin: 2002-05 • 1,283 kills • 266 blocks • All-Region in 2004 & '05
• All-Big 12 in 2004 & '05



Above: Rachel Wacholder was All-Big 12 in 1996 and is one of only two Buffs with 1,400 kills and 1,300 digs. Left: Outside hitters Staci Wolfe (4) and Karrie Downey combined for 2,795 kills and 2,575 digs as teammates from 1991-94 and led CU to the 1993 Big Eight title.



Monique Gerlach (*below*) completed her four-year career in the middle for the Buffaloes in 2003 ranking in CU's career top 10 in kills, attacks, hitting percentage, blocks and service aces.



...And In The Middle

Lisa Soulliere: 1987-89 • 742 kills • 412 blocks • All-Big Eight in 1989

Wendy Van Wyhe: 1989-91 • 790 kills • 338 blocks • All-Big Eight in 1991

Katie Zabransky: 1990-91 • 510 kills • 222 blocks • All-Big Eight in 1991

Janine Zumerchik: 1991-94 • 1,053 kills • 234 blocks • All-Region in 1993 & '94
• All-Big Eight in 1992, '93 & '94

Leah Williams: 1992-95 • 832 kills • 391 blocks • All-District in 1995
• All-Big Eight in 1994 & '95

Alison Koepke: 1994-97 • 702 kills • 441 blocks • All-Big 12 in 1997

Kristin Engelking: 1996-99 • 924 kills • 244 blocks • All-Big 12 in 1999

Meghan Barkman: 1999-02 • 1,220 kills • 565 blocks • All-Region in 2001
• All-Big 12 in 2000 & '01

Monique Gerlach: 2000-03 • 1,427 kills • 355 blocks • All-Big 12 2002 & '03
• All-Region 2002 & '03

Where are the Buffs Now?

Some Selected Former Buffs And What They're Up To


- ◆ Shana (Bowen) Lepsis married to former CU TE and current Bronco Matt Lepsis, they reside in Denver.
- ◆ Kelly (Campbell) McFadden played for St. Louis during the inaugural season of the USPV and led the league in assists.
- ◆ Wendy Callahan is a doctor in Los Angeles.
- ◆ Karrie (Downey) Larsen married former CU All-American distance runner Brett Larsen.
- ◆ Elizabeth Gower graduated in 2003 and works as an engineer for Amoco in Bakersfield, Calif.
- ◆ Michele (Kohler) Nelson married to Steve Nelson, was head coach at UMKC, conf. Coach of the Year in '95.
- ◆ Allison (Koepke) Loper married former CU DE Ian Loper.
- ◆ Sarah Lodge married Chase Beninga and is working in Jackson Hole, Wyo.
- ◆ Tegan (Lynch) Heffner married to former CU TE and former Minnesota Viking Brody Heffner.
- ◆ Tina (Murray) Ellis married to Kevin Ellis, a professional trainer in Illinois and mother of two.
- ◆ Courtney (Owens) Bledsoe married former CU QB/TE Adam Bledsoe in 2003.
- ◆ Jennifer (Sherlock) Mardoz married to Michael Mardoz, practices employment law in Denver.
- ◆ Lisa (Soulliere) Placek married to Don Placek, high school volleyball coach in Michigan.
- ◆ Kim Taskey graduated in 2003 and works for a marketing firm in Boulder.
- ◆ Wendy Van Wyhe is a doctor in Denver.
- ◆ Nicole Vranesh software engineer in Los Angeles.
- ◆ Rachel Wacholder played professionally in Europe before current stint on pro beach tour.
- ◆ Leah (Williams) Barbieri married to former CU trackster Dave Barbieri, works in marketing in Washington.
- ◆ Staci Wolfe assistant coach at Nebraska (2000-02) and Florida (1995-99).



Beyond Buffalo Volleyball

CU Alumni In The Pro Ranks

- ◆ Rachel Wacholder is in her eighth year on the pro beach tour after a stint playing in Europe. Wacholder and her partner, Olympic bronze medalist Elaine Youngs, won the 2005 AVP Cincinnati Open by defeating Olympica gold medalists Kerri Walsh and Misty May, ending their 50 match winning streak. The duo also defeated May and Walsh in the 2005 AVCA Boulder Open.
- ◆ Kelly Campbell was the setter for the U.S. National Team, and played in the inaugural season of the USPV for the St. Louis Quest, leading the league in assists in 2001.
- ◆ Karrie Downey started on the U.S. National Team for two years and also played in the pro ranks in Europe and for the Colorado Thunder of the AVP.
- ◆ Janine Zumerchik played professionally for the Colorado Thunder of the AVP.
- ◆ Susan Gillette played professionally for the Colorado Thunder of the AVP.
- ◆ Tiffany Jestadt played professionally on the pro beach tour.
- ◆ Meghan Barkman played professionally in Salzburg, Austria.



NCAA Tourney Success

CU's NCAA Tourney Experience

First Rd: 1989, '91, '92, '93, '94, '95, '96, '97, '98, '99, 2000, '01, '03, '04, '05

Second Rd: 1993, '94, '96, '97, '98, 2000, '01

Sweet 16: 1993, 1994, 1997

Teams that have qualified for each of the 1991-2001 NCAA Tournaments.

- ◆ COLORADO
- ◆ Florida
- ◆ Long Beach State
- ◆ Nebraska
- ◆ Ohio State
- ◆ Pacific
- ◆ Penn State
- ◆ Southern Cal
- ◆ Stanford
- ◆ UCSB



CU NCAA Tournament Tid-Bits

- ◆ Nebraska is the only Big 12 team with more NCAA Tournament appearances than CU since 1991.
- ◆ The Buffs have hosted the tournament four times, and have NEVER LOST an NCAA tourney match at home, holding a perfect 5-0 mark.
- ◆ The Buffs are 8-3 in the NCAA Tournament when not playing on the opponents floor.
- ◆ Aiu holds five of the program's eight NCAA victories, and has advanced past the first round in four of his eight appearances.
- ◆ From 1989-01, CU played in 13 straight postseason tournaments, 12 NCAA Tourneys and the WIVC Tourney in 1990.
- ◆ CU had advanced to 16 postseason tourneys in the last 17 years.

The Big 12 Conference of Champions

Fresh off its 10th anniversary season, the Big 12 Conference begins its second decade of competition in 2006-07. While there have been many proud accomplishments through the first 10 years, the conference and its members anticipate continued success.

Through its first 10 years, the Big 12 claimed 28 team and 310 individual NCAA titles. During this past season, conference programs captured national championships in football (Texas), women's indoor track & field (Texas), wrestling (Oklahoma State) and men's golf (Oklahoma State). In addition, 12 individual event titles were also won by student-athletes that compete in the Big 12.

The 2004-05 campaign marked the most successful in conference history with six NCAA championships. Baylor won the crown for women's basketball, becoming the first Big 12 squad to win in that sport. Colorado won both the men's and women's cross country trophies, just the fourth school in NCAA annals to win both in the same year. Oklahoma State regained the top spot in wrestling, winning the national title for the 33rd time. Texas captured its fourth women's outdoor track & field crown, along with its sixth national championship in baseball.

The Big 12 leads all conferences with five appearances in the BCS National Championship game. A Big 12 team has played for the football national championship five of the last six years, and each of the last three. In basketball, an unprecedented eight men's and women's basketball teams have advanced to their respective Final Fours in the past five seasons as the Big 12 continues its place among the elite intercollegiate athletic conferences.

The Big 12 and its member institutions are committed to a competitive environment where sportsmanship and fair play take center stage. Whether on the field, in the classroom, or within the community the student-athletes, administrators, coaches and game officials of the Big 12 support the highest ideals in sportsmanship.



The Nation's Premier Conference



Student Services

The CU Athletic Department Student Services group is comprised of Sports Medicine, Strength and Conditioning, Student-Athlete Development (including the NCAA CHAMPS/Life Skills program), Equipment and Apparel, Sports Video and food service. All units of Student Services are integral to the educational and athletic experience for student-athletes. They work collaboratively to prepare our young people both athletically and personally.

The Speed Strength & Conditioning staff is committed to the health and development of the student-athlete. They strive to prevent injuries and their training programs focus on improving all aspects of athletic performance. They work on improving strength, power, lineal speed, lateral speed and agility, first step quickness, balance and body control. By improving performance in each of these areas the goal is not to make a better weight lifter, but a better athlete.



The CU sports medicine staff is one of the most respected in the country. Having one of the best treatment and rehabilitation facilities located in the Dal Ward Athletic Center, the staff is on hand 24 hours a day, seven days a week to work with student-athletes.

CU has been a proud member of the NCAA's CHAMPS Life Skills Program in 1996. Since then, athletic department personnel have worked diligently to provide student support and services in the five commitment areas. Specifically, the CU Life Skills Program facilitates educational opportunities and resources to: help students adjust to the challenges of university life and being a Division I student-athlete; assist students in their personal growth and career development, provide



opportunities to develop their leadership skills and be positive, contributing members of their communities. In 2003-04, the Department of Athletics, in conjunction with the campus community, implemented a new life skills class and additional life skills programming in its continued efforts to enhance the student-athlete experience within the university setting by providing an environment that promotes the full development of each student-athlete.



The University of Colorado and NIKE, Inc., are in the first year of the third agreement between the two that has the world's largest shoe manufacturer to providing both equipment and financial support to the CU athletic department.

Being the well-renowned leader in the athletic shoe industry, NIKE has made a foray into the athletic apparel venue and strives to create the absolute best quality workout gear and uniforms available to any college student-athlete. The University of Colorado has benefitted from NIKE's foresight as the company lends its research for new products and designs to make things better for the student-athlete.

UNIVERSITY OF COLORADO



#11 Lara Bossow
MB • 6-0 • Sr. • 3L
Vail, Colo.



#22 Kaitlyn Burkett
S/H • 6-1 • Fr. • HS
Colorado Springs, Colo.



#8 Alexandra Buth
RS • 5-10 • So. • 1L
East Grand Rapids, Mich.



#13 Jessica Drexler
MB/OH • 5-10 • Fr. • HS
Colorado Springs, Colo.



Pi'i Aiu
Head Coach



#77 Mallori Gibson
OH • 5-11 • So. • VR
Bakersfield, Calif.



#21 Kristen Karlik
DS/L • 5-7 • Jr. • TR
Colorado Springs, Colo.



#10 Kelsey Loop
OH • 5-10 • So. • TR
Valley Center, Kan.



#3 Amber Nu'u
OH • 5-11 • Jr. • 2L/RS
Aurora, Colo.



Jil Thomason
Assistant Coach



#2 Ashley Nu'u
S • 5-10 • Sr. • 3L
Aurora, Colo.



#4 Lauren Schaefer
MB • 6-3 • So. • 1L
Mountain View, Calif.



#1 Emilee Sisco
OH • 6-4 • Fr. • HS
Enumclaw, Wash.



#12 Amber Sutherland
OH • 5-10 • Jr. • 2L
Glenwood Springs, Colo.



Erik Sullivan
Assistant Coach



#14 Ashley VenHorst
DS/L • 5-7 • So. • 1L
Bettendorf, Iowa



#16 Therese Viñal
DS/L • 5-8 • Jr. • 2L
Santa Clara, Calif.



#6 Callie Webster
DS/L • 5-10 • So. • TR
Mercer Island, Wash.



#7 Austin Zimmerman
MB • 6-0 • Jr. • 2L/RS
Cheney, Wash.

Pronunciation Guide

Lara Bossow
Boss-oh

Therese Viñal
Vin-y'all

Pi'i Aiu
P-E I-U

Ashley & Amber Nu'u
New-ew

RADIO & TELEVISION ROSTER